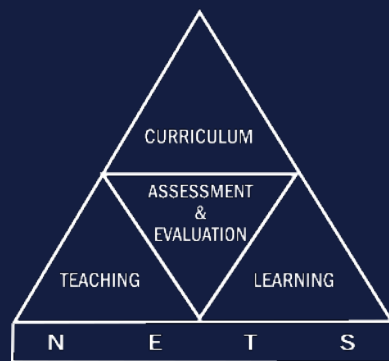


Schools with 20 or more candidates

School Performance Indices



G.C.E. (O/L) EXAMINATION

2021

RESEARCH & DEVELOPMENT (SCHOOL EXAMINATIONS) BRANCH

DEPARTMENT OF EXAMINATIONS - SRI LANKA

NATIONAL EVALUATION & TESTING SERVICE

School Performance Indices - G.C.E. (O/L) Examination – 2021
(Schools with 20 or more candidates)

A publication of
Research & Development Branch (School Examinations)
Department of Examinations, Sri Lanka
National Evaluation & Testing Service

පාසල් සාධන දර්ශක – අ.පො.ස. (සා/පෙළ) විභාගය –2021

ප්‍රසිද්ධ විභාගවලට අදාළ ව පාසල්වල කාර්ය සාධනය සංසන්දනාත්මකව තක්සේරු කිරීමේ ක්‍රමවේදයක් ලෙස ශ්‍රී ලංකා විභාග දෙපාර්තමේන්තුව ප්‍රසිද්ධ පාසල් විභාගවල දී විභාග අපේක්ෂකයින් විසින් පෙන්වුම් කරන කාර්ය සාධන මත පදනම්ව සකස් කරන ලද පාසල් සාධන දර්ශක ප්‍රකාශයට පත් කරයි. මෙම වාර්තාවෙන් අ.පො.ස. (සා/පෙළ) විභාගය - 2021ට අදාළව සකස් කරන ලද දර්ශක ඉදිරිපත් කෙරේ.

සංසන්දනයේ පහසුව හා සාධාරණත්වය සඳහා අපේක්ෂකයින් 20ක් හෝ ඊට වැඩි සංඛ්‍යාවක් සිටින පාසල් සහ අපේක්ෂකයින් 20ට වඩා අඩු පාසල් වශයෙන් කාණ්ඩ දෙකකට පාසල් වර්ග කර ඇත. මෙම කාණ්ඩ දෙක සඳහා වෙන වෙනම වාර්තා සකස් කර ඇති අතර, අදාළ පළාත්, දිස්ත්‍රික්ක සහ අධ්‍යාපන කලාපවලට අනුව පාසල් ලැයිස්තුගත කිරීමත්, පාසල් කාර්ය සාධන දර්ශක භාවිතා කරමින් එම ප්‍රදේශ සහ දිවයින් මට්ටමින් ඔවුන්ගේ කාර්ය සාධනය අනුව තරාවන් ලබා දීමත් සිදුව ඇත.

මෙම වාර්තාවේ අපේක්ෂකයින් 20ක් හෝ ඊට වැඩි සංඛ්‍යාවක් සිටින පාසල් සඳහා දර්ශක සහ තරාවන් ලබා දී ඇති අතර, හඳුනා ගැනීමේ පහසුව සඳහා දිවයින් ඉහළම කාර්ය සාධනයක් සහිත පාසල් පළමුව ලැයිස්තු ගත කර ඇත.

මෙම දර්ශක භාවිතා කිරීමේ බොහෝ අරමුණු අතර, පහත දැක්වෙන ඒවා ප්‍රමුඛ ලෙස සැලකිය හැකිය.

- අහඹු නිර්ණායක (උදාහරණයක් ලෙස ‘A’ ශ්‍රේණි 9ක් ලබා ගන්නා අපේක්ෂකයින් සංඛ්‍යාව) වෙනුවට කාර්ය සාධනය පිළිබඳ වඩාත් විශ්වාසදායක දර්ශකයක් ලෙස භාවිතා කිරීමට

- අ.පො.ස. (සා/පෙළ) විභාගයේ දී අනෙකුත් පාසල්වල කාර්ය සාධනය හා සැසඳීමේ දී පාසල් ස්ථානගත කිරීම හඳුනා ගැනීමට
- අනෙකුත් පාසල් හා සැසඳීමේදී පෙර වර්ෂයට සාපේක්ෂව පාසලක සාධනය සම්බන්ධ දියුණුව හෝ පරිහානිය හඳුනා ගැනීමට
- කාර්ය සාධනය වැඩි දියුණු කිරීම වෙනුවෙන් මැදිහත් වීම සඳහා අඩු කාර්ය සාධනයක් සහිත පාසල් හඳුනා ගැනීමට
- කාර්ය සාධනය අනුව පාසල් වර්ගීකරණය කිරීමට
- අඩු කාර්ය සාධනයක් සහිත පාසල් වැඩිදියුණු කිරීම සඳහා සංවර්ධන වැඩසටහන් ක්‍රියාත්මක කිරීම වෙනුවෙන් පාසල්වල සාධනය පිළිබඳ මධ්‍යම හා ප්‍රදේශීය අධ්‍යාපන අධිකාරීන්ගේ (අධ්‍යාපන අමාත්‍යාංශය / පළාත් අධ්‍යාපන අමාත්‍යාංශ සහ දෙපාර්තමේන්තු වැනි) දැනුවත්භාවය සඳහා
- සිසුන් සංඛ්‍යාව, කාර්ය මණ්ඩලය ආදිය සැලකිල්ලට ගනිමින් පාසල්වල කාර්යක්ෂමතාව සංසන්දනය කිරීමට සහ ප්‍රශස්ත ලෙස සම්පත් වෙන් කිරීම තීරණය කිරීමට

ඉහත සඳහන් අරමුණු සඳහා මෙම දර්ශක ඵලදායී ලෙස භාවිතා කරන මෙන් අධ්‍යාපන ක්‍රියාවලියට සම්බන්ධ සියලු දෙනාගෙන් මම ඉල්ලා සිටිමි.



එච්. ජේ. එම්. සී. අමීන් ජයසුන්දර
විභාග කොමසාරිස් ජනරාල්

සාධන දර්ශක සඳහා වන ගණනය කිරීම

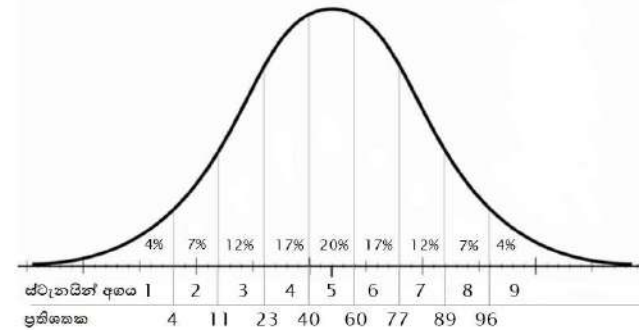
පළමු වරට අ.පො.ස. (සා/පෙළ) විභාගය සඳහා පෙනී සිටි පාසල් අපේක්ෂකයින් විසින් ලබා ගත් දළ ලකුණු සාධන දර්ශක සඳහා වන ගණනය කිරීමේ දී සලකා ඇත. අදාළ ගණනය කිරීමේ ක්‍රියාවලිය පහත පරිදි දැක්විය හැකිය.

- i. සියලු ම සිසුන් හැදෑරිය යුතු විෂයවල දළ ලකුණුවලට එම එක් එක් විෂයයේ ලකුණු ව්‍යාප්තිය අනුව 'ස්ථානයන් අගයන්' ලබා දීම සිදු කෙරේ. ස්ථානයන් අගයන් ලබා දීම පිළිබඳ විස්තරයක් 1 වන වගුවෙන් එහි සන්නිදර්ශනයක් 1 වන රූපයේත් දක්වා ඇත.

වගුව 1: ශිෂ්‍ය සාධනය සහ ඊට අනුරූප ස්ථානයන් අගයන්

සාධනය පිළිබඳ ප්‍රතිමානක විස්තරය	ශිෂ්‍ය ප්‍රතිශතය	ස්ථානයන් අගය	අනුරූප ප්‍රතිශතක තරා පරාසය
ඉතා ම ඉහළ	4	9	96 - 100
ඉතා ඉහළ	7	8	89 - 96
ඉහළ	12	7	77 - 89
සාමාන්‍යයට ඉහළ	17	6	60 - 77
සාමාන්‍ය	20	5	40 - 60
සාමාන්‍යයට පහළ	17	4	23 - 40
පහළ	12	3	11 - 23
ඉතා පහළ	7	2	4 - 11
ඉතා ම පහළ	4	1	0 - 4

රූපය 1: ශිෂ්‍ය ප්‍රතිශතය සහ අනුරූප ස්ථානයන් අගය



- ii. සියලු ම සිසුන් හැදෑරිය යුතු විෂයයන්ගෙන් එක් එක් විෂයයට අදාළ ව කිසියම් පාසලක සාධනය සම්බන්ධව සංඛ්‍යාත්මක දර්ශකයක් ලබා ගැනීම සඳහා, එම 'පාසලට හා විෂයයට' අදාළ වන ස්ථානයන් අගයන්හි සාමාන්‍යය ගණනය කෙරේ.
- iii. ඉලක්කම් දෙකක වටයන ලද අගයක් ලබා ගැනීමේ අරමුණින්, මෙම සාමාන්‍ය අගයය 10 න් ගුණ කර ආසන්නතම පූර්ණ සංඛ්‍යාවට වටයනු ලැබේ. එසේ ලබා ගත් අගයයන් කිසියම් පාසලක 'විෂයයන් සඳහා වන සාධන දර්ශක' ලෙස සැලකේ.
- iv. කිසියම් පාසලක සමස්ත සාධනය දැක්වෙන 'පාසල් සාධන දර්ශකය' ගණනය කිරීම සඳහා, 'විෂයයන් සඳහා වන සාධන දර්ශකවල' සාමාන්‍ය අගය ගණනය කර ආසන්නතම පූර්ණ සංඛ්‍යාවට වටයනු ලැබේ.

මෙම 'පාසල් සාධන දර්ශක' මත පදනම්ව අධ්‍යාපන කලාප, දිස්ත්‍රික්, පළාත් හා ජාතික මට්ටමින් පාසල්වලට තරාවන් ලබා දීම සිදු වේ.

பாடசாலைகளின் செயலாற்றுகைச் சுட்டிகள் - க.பொ.த.(சா/தர)ப் பரீட்சை - 2021

பொதுப் பரீட்சைகளில் பாடசாலைகளின் செயலாற்றல்களை ஒப்பீட்டளவில் கணிப்பிடுவதற்காக இலங்கைப் பரீட்சைத் திணைக்களத்தினால் பொதுப் பாடசாலைப் பரீட்சைகளில் பரீட்சார்த்திகள் வெளிப்படுத்திய ஆற்றல்களை அடிப்படையாகக் கொண்டு தயாரிக்கப்பட்ட பாடசாலைகளின் செயலாற்றுகைச் சுட்டிகள் வெளியிடப் படுகிறது. இவ்வறிக்கையில் 2021 ஆம் ஆண்டு நடாத்தப்பட்ட க.பொ.த.(சா/தர)ப் பரீட்சைக்குரிய சுட்டிகள் உள்ளடக்கப்பட்டுள்ளன.

ஒப்பிடுதலை இலகுவாக்குவதற்காகவும் நியாயமானதாக்கவும் பாடசாலைகள் இரண்டு கூட்டங்களாக வகைப்படுத்தப்படுகின்றன. அவை : 20 அல்லது அதற்கு மேற்பட்ட பரீட்சார்த்திகளைக் கொண்ட பாடசாலைகள் மற்றும் 20 இற்குக் குறைந்த பரீட்சார்த்திகளைக் கொண்ட பாடசாலைகள். இவ்விருவகை பாடசாலைகளினதும் அறிக்கைகள் வெவ்வேறாகத் தயாரிக்கப்பட்டுள்ளதோடு அவை உள்ளடங்கும் மாகாணம், மாவட்டம், கல்வி வலயம் என்பவற்றுக்கேற்ப அவற்றின் செயலாற்றல்கள் பிரதேசரீதியாகவும் தீவகரீதியாகவும் செயலாற்றுகைச் சுட்டிகளைப் பயன்படுத்தி வரிசைப்படுத்தப்பட்டு ஒரு பட்டியலாகத் தயாரிக்கப்பட்டுள்ளது.

இவ்வறிக்கையில் 20 அல்லது அதற்கு மேற்பட்ட எண்ணிக்கையிலான பரீட்சார்த்திகளைக் கொண்ட பாடசாலைகளின் செயலாற்றுகைச் சுட்டிகளும் அவற்றின் நிலைகளும் தரப்பட்டுள்ளதோடு இலகுவாக இனங்காண்பதன் பொருட்டு தீவகரீதியில் உயர் ஆற்றல்களை வெளிப்படுத்திய பாடசாலைகள் முதலில் வருமாறு பட்டியல்படுத்தப்பட்டுள்ளன.

இச்செயலாற்றுகைச் சுட்டிகள் பல்வேறு நோக்கங்களுக்காகப் பயன்படுத்தப்படும் கீழே தரப்பட்டுள்ள நோக்கங்கள் அவற்றுள் பிரதானமானவையாக அமைகின்றன.

- நியாயமற்ற / தன்னிச்சையான நியதிகளுக்கு பதிலாக செயலாற்றுகையின் மிகவும் நம்பத்தகுந்த ஒரு காட்டியாகப் பயன்படுத்தல் (உதாரணமாக சில பரீட்சார்த்திகள் 9 'A' சித்திகளைப் பெறுதல்)

- க.பொ.த.(சா/தர)ப் பரீட்சையில் ஒரு பாடசாலை வகிக்கும் இடத்தை ஏனைய பாடசாலைகளோடு ஒப்பீட்டு இனங்காணல்.
- குறைந்த செயலாற்றுகை மட்டங்களைக் கொண்ட பாடசாலைகளை மேம்படுத்துவதற்கு இடையீடு செய்தல்.
- செயலாற்றுகைகளின் அடிப்படையில் பாடசாலைகளை வகைப்படுத்தல்.
- குறைந்த செயலாற்றுகைகளைக் கொண்ட பாடசாலைகளை மேம்படுத்துவதற்காக மத்திய மற்றும் பிராந்திய கல்வி அதிகாரிகள் அபிவிருத்தி நிகழ்ச்சித்திட்டங்களை முன்னெடுப்பதற்கு பாடசாலைகளின் செயலாற்றல்கள் தொடர்பாக விழிப்புணர்வை ஏற்படுத்தல்.
- ஏனைய காரணிகள் சமமாக இருக்கும் சந்தர்ப்பங்களில் சுட்டிகள் வேறுபடுமாயின் பாடசாலை நிர்வாகிகளின் ஆற்றல்கள், ஆசிரியர்களின் ஆற்றல்கள் போன்ற ஆதிக்கம் செலுத்தும் காரணிகளை இனங்காணல்.
- மாணவர்களின் எண்ணிக்கை, பணிக்குழுவினர் போன்றவற்றின் அடிப்படையில் பாடசாலைகளின் வினைத்திறனை ஒப்பிடுதலும் உயர்ந்த பட்ச வளங்களை தீர்மானித்தலும்

மேற்படி நோக்கங்களை அடைவதன் பொருட்டு கல்விச் செயன்முறையில் ஈடுபட்டுள்ள அனைவரும் இச்சுட்டிகளை பயனுறுதிமிக்கவகையில் பயன்படுத்துமாறு கேட்டுக் கொள்கின்றேன்.



எச். ஜே. எம். சீ. அமித் ஜயசுந்தர
பரீட்சை ஆணையாளர் நாயகம்

பாடசாலை செயலாற்றுகைச் சுட்டிகளுக்கான கணித்தல்

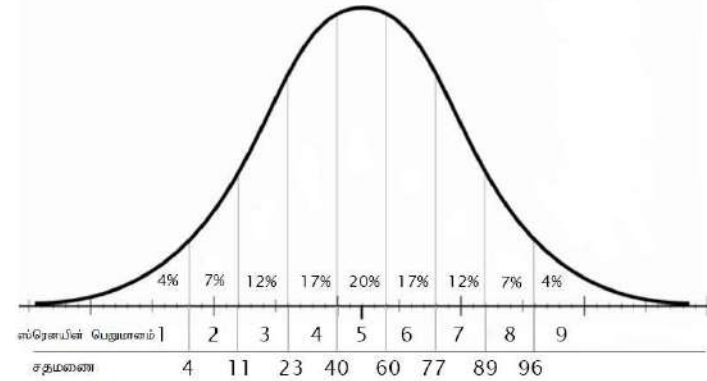
முதன்முறையாக க.பொ.த.(சா/தர)ப் பரீட்சைக்குத் தோற்றிய பாடசாலைப் பரீட்சார்த்திகளினால் பெற்றுக் கொள்ளப்பட்ட மூலப் புள்ளிகள் செயலாற்றுச் சுட்டிகளுக்கான கணித்தலின்போது கருத்திற்கொள்ளப்படுகின்றது. உரிய கணித்தல் செயன்முறை பின்வருமாறு அமையும்.

- அனைத்து மாணவர்களும் தோற்ற வேண்டிய பாடங்களின் மூலப் புள்ளிகளுக்கு அவ்வொவ்வொரு பாடத்தினதும் புள்ளிப்பரம்பலுக்கு ஏற்ப 'ஸ்ரெனயின் பெறுமானம்' வழங்கப்படும். ஸ்ரெனயின் பெறுமானம் வழங்குவது தொடர்பான விளக்கம் அட்டவணை 1 இலும் விளக்கப்படம் உரு 1 இலும் காட்டப்பட்டுள்ளன.

அட்டவணை 1 : மாணவர்களின் செயலாற்றுகைகளும் அதற்கு ஒத்த ஸ்ரெனயின் பெறுமானங்களும்

அடைவு தொடர்பான நியதிசார் விளக்கம்	மாணவர் சதவீதம்	ஸ்ரெனயின் பெறுமானம்	சதமனை வகுதிகளுக்கு ஒத்த வீச்சு
மிகவும் உயர்ந்த	4	9	96 - 100
மிக உயர்ந்த	7	8	89 - 96
உயர்ந்த	12	7	77 - 89
சராசரியிலும் உயர்ந்த	17	6	60 - 77
சராசரி	20	5	40 - 60
சராசரியிலும் தாழ்ந்த	17	4	23 - 40
தாழ்ந்த	12	3	11 - 23
மிக தாழ்ந்த	7	2	4 - 11
மிகவும் தாழ்ந்த	4	1	0 - 4

உரு 1: மாணவர் சதவீதமும் அதற்கு ஒத்த ஸ்ரெனயின் பெறுமானமும்



- அனைத்து மாணவர்களும் தோற்றவேண்டிய பாடங்களின் ஒவ்வொரு பாடத்துக்கும் உரிய யாதாயினும் ஒரு பாடசாலையின் செயலாற்றுகை தொடர்பாக எண்ரீதியான சுட்டியொன்றைப் பெற்றுக் கொள்வதற்கு 'அப்பாடசாலைக்கும் பாடத்துக்கும்' உரிய ஸ்ரெனயின் பெறுமானங்களின் சராசரி கணிக்கப்படும்.
 - இரு இலக்க முழு எண் பெறுமானமொன்றைப் பெற்றுக்கொள்ளும் நோக்கோடு, இச்சராசரிப் பெறுமானம் 10 இனால் பெருக்கப்பட்டு கிட்டிய முழுவெண்ணுக்கு மாற்றப்படும். அவ்வாறு பெற்றுக்கொள்ளப்பட்ட பெறுமானங்கள் ஏதேனும் ஒரு பாடசாலையின் 'பாடங்களுக்கான செயலாற்றுகைச் சுட்டிகள்' எனக் கருதப்படும்.
 - ஏதேனும் ஒரு பாடசாலையின் ஒட்டுமொத்த செயலாற்றுகையைக் காட்டும் 'பாடசாலை செயலாற்றுகைச் சுட்டி' ஐக் கணிப்பதற்கு 'பாடங்களுக்கான செயலாற்றுகைச் சுட்டிகளின்' சராசரிப் பெறுமானம் கணிக்கப்பட்டு கிட்டிய முழுவெண் பெறுமானத்துக்கு மாற்றப்படும்.
- இவ்வாறு 'பாடசாலை செயலாற்றுகைச் சுட்டிகள்' இன் அடிப்படையில் கல்வி வலயங்கள், மாவட்டங்கள், மாகாணங்கள் மற்றும் தேசிய மட்டங்களில் பாடசாலைகளுக்கு தரநிலைகள் வழங்கப்படும்.

School Performance Indices – G.C.E. (O/L) Examination – 2021

As a means of assessing performances of schools in public examinations comparatively, the Department of Examinations – Sri Lanka publishes the indices for performances of schools prepared on the basis of the ability demonstrated by candidates in public school examinations. The indices prepared for the G.C.E. (O/L) Examination – 2021 are presented in this report.

For the convenience of the comparison and fairness, the schools are categorized into two groups: schools with 20 or more candidates and schools with less than 20 candidates. Reports are prepared separately for these two categories and the schools are listed according to the relevant province, district and education zone giving them ranks according to their performances in the levels of those regions and the Island using school performance indices.

In this report, indices and ranks are given for the schools with 20 or more candidates and the best performing schools in the island are listed first for the ease of identification.

Among many purposes of using these indices, the following can be considered the foremost

- For using as a more reliable indicator of performance instead of arbitrary criteria (for example number of candidates obtaining 9 'A' grades)
- For identifying the placement of schools in comparison with the performance of other schools in the G.C.E (O/L) examination

- For Identifying the improvement or decline of performance of a school compared to the previous year in comparison with the other schools.
- For identifying low performing schools for interventions of improving performance.
- To categorize schools in terms of their performances.
- To create awareness of the performance of schools among central and regional education authorities (such as Ministry of Education / Provincial Ministries and Departments of Education) to conduct development programmes to upgrade low performing schools.
- To compare the efficiencies of schools taking into account the number of students, staffing etc. and to determine optimal allocations of resources.

I request all those involved in the process of education to make effective use of these indices for the above-mentioned purposes.



H. J. M. C. Amith Jayasundara
Commissioner General of Examinations

Computation for Performance Indices

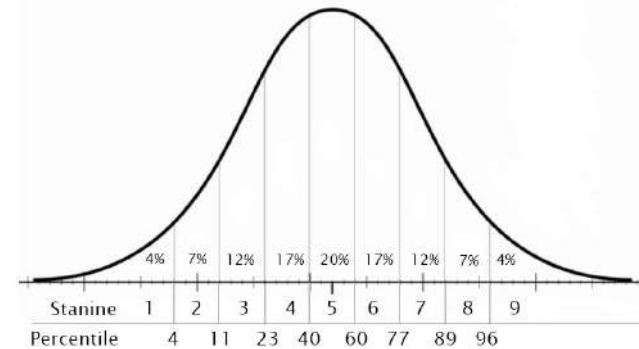
The raw scores obtained by the school candidates who sat for the G.C.E. (O/L) Examination for the first time are considered in the computation for performance indices. The relevant process can be outlined as follows.

- i. 'Stanine value' are assigned for the raw scores of the subjects which all students are required to study according to the distribution of the marks in each subject. A description of the assignment of stanine values is given in Table 1 and illustrated in Figure 1.

Table 1: Student Achievement and corresponding stanine values

Normative description of achievement	Percentage of students	Stanine Value	Corresponding range of percentile ranks
Highest	4	9	96 - 100
Higher	7	8	89 - 96
High	12	7	77 - 89
Above Average	17	6	60 - 77
Average	20	5	40 - 60
Below Average	17	4	23 - 40
Low	12	3	11 - 23
Lower	7	2	4 - 11
Lowest	4	1	0 - 4

Figure 1: Percentage of students and corresponding stanine values



- ii. In order to obtain a numerical indicator for the performance of a school in each of the subjects which all students are required to study, the average of the stanine values relevant to that 'school and subject' is computed.
- iii. With the purpose of obtaining a rounded off two-digit value, the average value is multiplied by 10 and rounded off to the nearest integer. These values are considered 'performance indices for the subjects' of a particular school.
- iv. In order to compute the 'School Performance Index' which denotes the overall performance of a particular school, the average value of the 'performance indices of subjects' is computed and rounded off to the nearest integer.

Based on these 'School Performance Indices', schools are given ranks in education zonal, district, provincial, and national levels.

Table of Contents

	Page
Best-Performing Schools	01
Western Province	06
Central Province	38
Southern Province	68
Northern Province	90
Eastern Province	109
North Western Province	133
North Central Province	156
Uva Province	172
Sabaragamuwa Province	189

BEST-PERFORMING SCHOOLS

School Performance Indices – G.C.E. (O/L) Examination – 2021 - Best Performing Schools

(Schools with 20 or more candidates)

School	No of Candidates*	Performance Indices of Subjects						School Performance Index	Rank of the School			
		Religion	First Language	English	Science	Mathematics	History		Edu. Zone	District	Province	Island
RATHNAWALIE BALIKA M.V., GAMPAHA.	295	79	83	85	83	83	81	82	1	1	1	1
DEVI BALIKA M.V., COLOMBO 8.	229	79	84	86	82	80	81	82	1	1	1	1
GOVT. SCIENCE VIDYALAYA, MATALE.	160	80	79	79	85	84	82	82	1	1	1	1
VISAKA BALIKA VIDYALAYA, COLOMBO 5.	394	78	79	84	79	77	78	79	2	2	3	4
PANADURA BALIKA M.V., PANADURA.	178	78	78	80	79	78	80	79	1	1	3	4
THAKSHILA M.M.V., HORANA.	321	76	78	81	81	78	79	79	1	1	3	4
BANDARANAYAKA VIDYALAYA, GAMPAHA.	460	73	71	82	85	80	81	79	2	2	3	4
VEMBADY GIRLS' HIGH SCHOOL, JAFFNA.	247	80	81	77	76	79	78	79	1	1	1	4
SEEVALIE M.M.V., RATNAPURA.	272	76	75	76	81	80	79	78	1	1	1	9
PINNAWALA M.M.V., RAMBUKKANA.	213	77	76	78	78	76	79	77	1	1	2	10
RANABIMA ROYAL COLLEGE , PERADENIYA.	158	74	75	81	78	76	79	77	1	1	2	10
PUSHPADANA BALIKA M.V., KANDY.	231	73	78	81	78	75	77	77	1	1	2	10
SRI LANKA SINGAPORE FRIENDSHIP COLLEGE WEERAKETIYA.	183	76	79	73	79	78	74	77	1	1	1	10
BADULLA M.M.V., BADULLA.	318	74	73	78	78	76	79	76	1	1	1	14
HINDU COLLEGE, JAFFNA.	254	75	76	75	75	80	75	76	2	2	2	14
BANDARANAYAKA M.M.V., VEYANGODA.	356	72	77	80	76	74	76	76	3	3	7	14
MUSAEUS COLLEGE, COLOMBO 7.	373	70	73	88	73	72	75	75	3	3	8	17
JANADHIPATHI VIDYALAYA, MINUWANGODA.	179	71	75	75	77	77	73	75	1	4	8	17
EHELIYAGODA M.M.V., EHELIYAGODA.	330	74	71	76	75	74	77	75	2	2	3	17
ANURADHAPURA M.M.V., ANURADHAPURA.	419	71	75	76	75	75	73	74	1	1	1	20
KULIYAPITIYA M.M.V., KULIYAPITIYA.	355	70	74	76	75	75	75	74	1	1	1	20
GIRLS' HIGH SCHOOL, KANDY.	361	71	76	80	73	71	72	74	3	3	4	20
ROYAL COLLEGE, COLOMBO 7.	656	67	70	83	77	73	72	74	4	4	10	20
ST. THOMAS GIRLS' HIGH SCHOOL , MATARA.	320	78	75	73	72	73	70	74	1	1	2	20
METHODIST GIRLS' HIGH SCHOOL, POINT PEDRO.	149	76	77	71	71	76	69	73	1	3	3	25

* School Candidates (1st attempt)

School Performance Indices – G.C.E. (O/L) Examination – 2021 - Best Performing Schools

(Schools with 20 or more candidates)

School	No of Candidates*	Performance Indices of Subjects						School Performance Index	Rank of the School			
		Religion	First Language	English	Science	Mathematics	History		Edu. Zone	District	Province	Island
YASODHARA DEVI BALIKA MAHA VIDYALAYA, GAMPAHA.	320	73	75	76	71	70	75	73	4	5	11	25
MAHINDA RAJAPAKSHA VIDYALAYA, MATARA	278	73	73	71	75	74	73	73	2	2	3	25
BANDARAWELA MADHYA MAHA VIDYALAYA, BANDARAWELA.	377	74	71	74	73	74	73	73	1	2	2	25
SUJATHA VIDYALAYA, MATARA.	397	73	74	76	72	72	71	73	2	2	3	25
THELIJJAWILA M.M.V., THELIJJAWILA.	228	71	74	70	75	75	73	73	1	2	3	25
ST. JOSEPH'S BALIKA MAHA VIDYALAYA, KEGALLE.	356	72	71	75	72	74	71	73	1	2	4	25
ANANDA M.V., COLOMBO 10.	552	67	67	78	76	73	74	73	5	5	11	25
SIRIMAVO BANDARANAYAKE B.V., COLOMBO 7.	275	70	73	79	71	69	72	72	6	6	13	33
HARTLY COLLEGE, POINT PEDRO.	146	73	70	73	72	76	68	72	2	4	4	33
FERGUSON GIRLS' HIGH SCHOOL, RATNAPURA.	319	69	72	75	73	72	71	72	3	3	5	33
THURSTAN V., COLOMBO 3.	319	65	66	77	76	72	75	72	6	6	13	33
MAHAMAYA BALIKA VIDYALAYA, KANDY.	318	71	68	78	71	70	72	72	4	4	5	33
BALANGODA ANANDA MAITHREYA MADYA MAHA VIDYALAYA BALANGO	282	72	67	71	73	73	71	71	1	4	6	38
HANWELLA RAJASINGHE M.M.V., HANWELLA.	305	68	71	72	72	71	72	71	1	8	15	38
MAHINDA RAJAPAKSHA VIDYALAYA, HOMAGAMA.	763	65	71	74	71	72	73	71	1	8	15	38
MALIYADEVA BALIKA MAHA VIDYALAYA, KURUNEGALA.	358	72	70	75	69	71	68	71	1	2	2	38
D.S.SENANAYAKA M.M.V., MIRIGAMA.	223	69	72	69	74	71	70	71	2	6	15	38
VINCENT GIRL'S HIGH SCHOOL, BATTICALOA.	177	73	77	71	68	68	68	71	1	1	1	38
SOUTHLANDS VIDYALAYA, GALLE.	310	69	74	73	69	69	71	71	1	1	6	38
HILLWOOD COLLEGE, KANDY.	141	67	64	84	70	68	71	71	5	5	6	38
IBBAGAMUWA M.M.V., IBBAGAMUWA.	274	66	72	71	72	73	70	71	1	2	2	38
RAHULA VIDYALAYA, MATHARA.	427	66	66	74	76	70	72	71	4	5	6	38
MEERA BALIKA MAHA VIDYALAYA, KATTANKUDY.	152	76	74	76	67	67	64	71	1	1	1	38
ANULA VIDYALAYA, NUGEGODA.	361	69	71	76	69	68	71	71	1	8	15	38
MAHANAMA MAHA VIDYALAYA, COLOMBO 3.	362	63	62	77	75	73	73	71	8	8	15	38

* School Candidates (1st attempt)

School Performance Indices – G.C.E. (O/L) Examination – 2021 - Best Performing Schools

(Schools with 20 or more candidates)

School	No of Candidates*	Performance Indices of Subjects						School Performance Index	Rank of the School			
		Religion	First Language	English	Science	Mathematics	History		Edu. Zone	District	Province	Island
NALANDA VIDYALAYA, COLOMBO 10.	359	68	64	74	75	69	73	71	8	8	15	38
KEKIRAWA M.M.V., KEKIRAWA.	309	69	70	68	70	72	71	70	1	2	2	52
SANGAMITTA BALIKA M.V., GALLE.	408	68	74	72	69	67	70	70	2	2	8	52
ST. ALOYSIUS SEMINARY, COLOMBO 8.	31	79	65	70	68	67	70	70	10	13	21	52
GOTHAMI BALIKA M.V., COLOMBO 10.	360	70	70	73	67	67	70	70	10	13	21	52
MAYURAPADA M.M.V., NARAMMALA.	316	70	68	68	71	70	69	69	1	4	4	56
DHARMASOKA M.V., AMBALANGODA.	458	69	69	71	69	70	68	69	1	3	9	56
KURUNDUWATTA ROYAL COLLEGE KURUNDUWATHTHA	136	65	64	72	75	71	68	69	1	6	7	56
ST. THOMAS BOYS' COLLEGE, MATALE.	222	66	60	74	73	71	71	69	2	2	7	56
GANKANDA M.M.V., PELMADULLA.	268	70	64	69	69	74	69	69	4	5	7	56
HOLY CROSS COLLEGE, GAMPAHA.	260	69	68	79	67	64	68	69	5	7	23	56
DEBARAWEWA M.M.V., TISSAMAHARAMA.	303	70	67	69	70	68	70	69	1	2	9	56
CHUNDIKULI GIRLS' COLLEGE, JAFFNA.	134	74	71	72	64	68	63	69	3	5	5	56
C.M.S. LADIES COLLEGE, COLOMBO 7.	112	64	60	88	66	67	67	69	12	15	23	56
SANGHABODHI M.M.V., NITTAMBUWA.	357	66	71	71	68	67	69	69	5	7	23	56
TRINITY COLLEGE, KANDY.	245	62	63	82	71	66	67	69	6	6	7	56
HIGHLANDS MADHYA MAHA VIDYALAYA, HATTON.	192	67	69	71	65	70	69	69	1	1	7	56
D.S. SENANAYAKA COLLEGE, COLOMBO 7.	507	63	63	76	72	67	69	68	13	16	26	68
ST. PAUL'S BALIKA V., COLOMBO 5.	273	66	69	76	65	67	67	68	13	16	26	68
SRI SECRED HEART CONVENT BALIKA MAHA VIDYALAYA, GALLE.	191	66	69	74	67	67	67	68	3	4	11	68
HOLY FAMILY BALIKA MAHA VIDYALAYA, KURUNEGALA.	194	69	69	72	67	67	65	68	2	5	5	68
D.S. SENANAYAKA M.M.V., AMPARA.	259	69	65	61	71	71	72	68	1	1	3	68
AVE MARIA BALIKA VIDYALAYA, NEGOMBO.	246	70	66	79	64	66	63	68	1	9	26	68
WEERAKETIYA RAJAPAKSE M.M.V., WEERAKETIYA.	446	65	69	65	72	68	69	68	2	3	11	68
KINGSWOOD VIDYALAYA, KANDY.	226	62	63	75	73	67	67	68	7	8	11	68

* School Candidates (1st attempt)

School Performance Indices – G.C.E. (O/L) Examination – 2021 - Best Performing Schools

(Schools with 20 or more candidates)

School	No of Candidates*	Performance Indices of Subjects						School Performance Index	Rank of the School			
		Religion	First Language	English	Science	Mathematics	History		Edu. Zone	District	Province	Island
PRESIDENT BALIKA VIDYALAYA. KURUNEGALA	179	68	69	73	67	65	65	68	2	5	5	68
PORAMADULLA M.M.V., RIKILLAGASKADA.	299	66	68	69	71	68	65	68	1	2	11	68
METHODIST COLLEGE, COLOMBO 3.	137	65	62	84	65	65	66	68	13	16	26	68
C.W.W.KANNANGARA MADHYA MAHA VIDYALAYA, MATUGAMA.	343	67	67	66	68	68	70	68	1	3	26	68
VISHAKA BALIKA VIDYALAYA, KULIYAPITIYA.	124	69	73	64	64	65	71	68	2	5	5	68
ST. CECILIA'S GIRLS COLLEGE(NATIONAL SCHOOL) BATTICALOA.	174	69	76	67	62	68	64	68	2	3	3	68
ST. BRIDGET'S CONVENT, COLOMBO 7.	180	64	64	87	62	65	64	68	13	16	26	68
ST. JOSEPH'S BALIKA MAHA VIDYALAYA, NUGEGODA.	174	66	68	76	64	63	67	67	1	20	32	83
RAJASINGHE M.M.V., RUWANWELLA.	267	67	65	67	69	68	68	67	1	3	8	83
GODAPITIYA M.M.V., AKURESSA.	179	73	64	62	68	68	69	67	2	6	13	83
RAMBAIKULAM G.M.V., VAVUNIYA.	155	66	73	68	66	67	64	67	1	1	6	83
A. RATHNAYAKE M.M.V., MENIKHINNA.	167	63	65	66	72	71	66	67	1	9	13	83
KEGALLE BALIKA M.V., KEGALLE.	313	69	66	70	66	67	65	67	2	3	8	83
GUNAPALA MALALASEKARA ADARSHA VIDYALAYA. MAHO.	67	58	58	69	75	74	69	67	1	8	8	83
MALIYADEWA BOYS VIDYALAYA, KURUNEGALA.	389	63	63	72	69	68	67	67	4	8	8	83
YASHODARA GIRLS COLLEGE BIBILE.	108	66	69	65	68	67	67	67	1	1	3	83
SUJATHA COLLEGE, NUGEGODA.	188	64	64	82	63	63	66	67	2	20	32	83
AYISHA MAHALIR MAHA VIDYALAYA VALAICHCHENAI.	55	67	67	65	68	65	69	67	2	4	5	83
SAMUDRADEVI BALIKA VIDYALAYA, NUGEGODA.	268	66	67	70	66	66	66	67	2	20	32	83
RICHMOND VIDYALAYA, GALLE.	357	62	65	72	68	66	68	67	4	5	13	83
ST. JOHN'S BALIKA VIDYALAYA, PANADURA.	113	66	69	76	64	62	63	67	2	4	32	83
ST. PETER'S COLLEGE, COL 04, GAMPAHA BRANCH, UDUGAMPOLA.	75	63	61	76	70	63	67	67	3	10	32	83
ST. THOMAS VIDYALAYA, MATARA.	310	63	62	68	72	69	66	67	5	6	13	83
RIPPON BALIKA MAHA VIDYALAYA, GALLE.	224	64	72	68	66	65	65	67	4	5	13	83

* School Candidates (1st attempt)

WESTERN PROVINCE

School Performance Indices – G.C.E. (O/L) Examination – 2021

(Schools with 20 or more candidates)

Province | WESTERN
 District | COLOMBO
 Edu. Zone | COLOMBO

School	No of Candidates*	Performance Indices of Subjects						School Performance Index	Rank of the School			
		Religion	First Language	English	Science	Mathematics	History		Edu. Zone	District	Province	Island
DEVI BALIKA M.V., COLOMBO 8.	229	79	84	86	82	80	81	82	1	1	1	1
VISAKA BALIKA VIDYALAYA, COLOMBO 5.	394	78	79	84	79	77	78	79	2	2	3	4
MUSAEUS COLLEGE, COLOMBO 7.	373	70	73	88	73	72	75	75	3	3	8	17
ROYAL COLLEGE, COLOMBO 7.	656	67	70	83	77	73	72	74	4	4	10	20
ANANDA M.V., COLOMBO 10.	552	67	67	78	76	73	74	73	5	5	11	25
SIRIMAVO BANDARANAYAKE B.V., COLOMBO 7.	275	70	73	79	71	69	72	72	6	6	13	33
THURSTAN V., COLOMBO 3.	319	65	66	77	76	72	75	72	6	6	13	33
MAHANAMA MAHA VIDYALAYA, COLOMBO 3.	362	63	62	77	75	73	73	71	8	8	15	38
NALANDA VIDYALAYA, COLOMBO 10.	359	68	64	74	75	69	73	71	8	8	15	38
GOTHAMI BALIKA M.V., COLOMBO 10.	360	70	70	73	67	67	70	70	10	13	21	52
ST. ALOYSIUS SEMINARY, COLOMBO 8.	31	79	65	70	68	67	70	70	10	13	21	52
C.M.S. LADIES COLLEGE, COLOMBO 7.	112	64	60	88	66	67	67	69	12	15	23	56
D.S. SENANAYAKA COLLEGE, COLOMBO 7.	507	63	63	76	72	67	69	68	13	16	26	68
METHODIST COLLEGE, COLOMBO 3.	137	65	62	84	65	65	66	68	13	16	26	68
ST. PAUL'S BALIKA V., COLOMBO 5.	273	66	69	76	65	67	67	68	13	16	26	68
ST. BRIDGET'S CONVENT, COLOMBO 7.	180	64	64	87	62	65	64	68	13	16	26	68
HOLY FAMILY CONVENT, COLOMBO 4.	201	65	61	83	62	62	61	66	17	23	37	100
SAIVA MANGAIYAR V., COLOMBO 6.	189	66	67	77	61	64	63	66	17	23	37	100
ANANDA BALIKA M.V., COLOMBO 10.	264	65	66	71	64	62	64	65	19	26	49	122
ST. JOSEPH'S V., COLOMBO 10.	299	61	56	80	66	65	64	65	19	26	49	122
BUDDHIST LADIES' COLLEGE, COLOMBO 7.	126	63	62	78	57	59	62	64	21	30	59	136
ST. THOMAS' PREPARATORY SCHOOL, COLOMBO 3	87	60	55	81	63	64	62	64	21	30	59	136
BISHOP'S COLLEGE, COLOMBO 3.	142	61	55	87	57	61	58	63	23	33	65	157
GOOD SHEPHERD'S CONVENT, COLOMBO 13.	267	64	59	76	60	60	59	63	23	33	65	157

* School Candidates (1st attempt)

School Performance Indices – G.C.E. (O/L) Examination – 2021

(Schools with 20 or more candidates)

Province	WESTERN
District	COLOMBO
Edu. Zone	COLOMBO

School	No of Candidates*	Performance Indices of Subjects						School Performance Index	Rank of the School			
		Religion	First Language	English	Science	Mathematics	History		Edu. Zone	District	Province	Island
ST. LAWRENCE COLLEGE, COLOMBO 6.	108	63	60	77	57	59	57	62	25	37	71	176
YASODHARA BALIKA M.V., COLOMBO 8.	221	60	63	65	61	58	60	61	26	38	76	200
DEFENCE SERVICE COLLEGE, COLOMBO 02.	307	58	56	65	61	62	61	61	26	38	76	200
ST. BENEDICT V., COLOMBO 13.	196	58	50	70	61	60	59	60	28	43	88	229
ST. PETER'S COLLEGE, COLOMBO 4.	360	55	53	78	58	59	57	60	28	43	88	229
ISIPATHANA VIDYALAYA, COLOMBO 5.	348	52	54	67	63	59	59	59	30	46	95	252
RAMANATHAN HINDU LADIES' COLLEGE, COLOMBO 4.	138	63	60	68	54	54	57	59	30	46	95	252
ASOKA VIDYALAYA, COLOMBO 10.	227	55	54	62	59	57	59	58	32	52	107	292
SUJATHA BALIKA VIDYALAYA, COL.5.	122	55	59	67	53	56	55	58	32	52	107	292
MUSLIM LADIES' COLLEGE, COLOMBO 4.	253	54	52	75	51	53	49	56	34	56	118	388
CAREY COLLEGE, COLOMBO 8.	163	48	46	69	54	52	54	54	35	66	142	527
SIR RAZIK FAREED MUSLIM LADIES M. VIDYALAYA COLOMBO 15.	54	60	58	66	48	51	43	54	35	66	142	527
ST. ANNE'S T.B.V., COLOMBO 13.	65	52	56	62	52	49	51	54	35	66	142	527
WESLEY COLLEGE, COLOMBO 9.	228	49	43	73	55	53	50	54	35	66	142	527
LINDSEY BALIKA V., COLOMBO 3.	132	49	54	63	53	48	51	53	39	73	159	610
ZAHIRA V., COLOMBO 10.	460	49	45	69	50	54	48	53	39	73	159	610
GOOD SHEPHERD G.T.GIRLS V., COLOMBO 13.	73	51	53	59	48	49	53	52	41	79	175	720
LUMBINI M.V., COLOMBO 5.	261	47	47	57	53	51	54	52	41	79	175	720
HINDU COLLEGE, COLOMBO 4.	252	51	50	60	49	49	48	51	43	83	188	837
FATHIMA MUSLIM LADIES COLLEGE, COLOMBO 12.	182	54	47	65	43	49	44	50	44	89	208	963
ST. ANTHONY'S BALIKA M.V., COLOMBO 3.	46	50	49	66	43	45	46	50	44	89	208	963
ALL SAINT'S BALIKA M.V., COLOMBO 10.	75	52	47	59	45	45	48	49	46	96	235	1114
KHAIRIYA M.B.M.V., COLOMBO 9.	190	50	48	68	41	44	42	49	46	96	235	1114
RATNAWALEE BALIKA M.V., COLOMBO 8.	127	49	49	54	48	46	49	49	46	96	235	1114

* School Candidates (1st attempt)

School Performance Indices – G.C.E. (O/L) Examination – 2021

(Schools with 20 or more candidates)

Province | WESTERN
 District | COLOMBO
 Edu. Zone | COLOMBO

School	No of Candidates*	Performance Indices of Subjects						School Performance Index	Rank of the School			
		Religion	First Language	English	Science	Mathematics	History		Edu. Zone	District	Province	Island
CLIFTON BALIKA VIDYALAYA, COLOMBO 9.	76	49	44	51	45	46	43	46	49	113	307	1639
MUTWAL HINDU V., COLOMBO 15.	93	51	47	48	44	41	43	46	49	113	307	1639
DE LA SALLE M.M.V., COLOMBO 15.	107	45	38	50	43	46	49	45	51	122	341	1823
KANAPATHY HINDU LADIES VIDYALAYA, COLOMBO 12.	71	53	48	51	35	43	40	45	51	122	341	1823
VIVEKANANDA M.V., COLOMBO 13.	168	45	44	53	42	44	44	45	51	122	341	1823
AL IQBAL BALIKA M.V., COLOMBO 2.	37	45	38	62	35	42	41	44	54	135	377	2013
MAHAWATTE ST. ANTHONYS T.M.V., COLOMBO 14.	41	45	46	48	42	42	41	44	54	135	377	2013
PRESBYTERIAN BALIKA V., COLOMBO 10.	67	44	43	59	37	38	40	44	54	135	377	2013
ST. JOSEPH'S BOYS' V., COLOMBO 14.	70	43	36	49	41	40	53	44	54	135	377	2013
WELLAWATTE RAMAKRISHNA VIDYALAYA, COLOMBO 6.	29	46	44	51	36	43	41	44	54	135	377	2013
ALEXANDRA COLLEGE, COLOMBO 10.	35	40	33	75	44	37	37	44	54	135	377	2013
ST. CLARE'S B.M.V., COLOMBO 6.	125	42	46	52	36	39	40	43	60	148	412	2207
ST. JOSEPH'S BALIKA M.V., COLOMBO 14.	104	50	43	51	32	41	38	43	60	148	412	2207
ST. MARY'S BALIKA M.V., COLOMBO 3.	30	45	40	59	33	42	37	43	60	148	412	2207
KOTAHENA M.M.V., COLOMBO 13.	83	38	30	52	49	39	45	42	63	158	445	2394
WOLFENDHAL B.M.V., COLOMBO 13.	98	43	42	53	35	37	43	42	63	158	445	2394
C.W.W. KANNANGARA M.V., COLOMBO 8.	158	39	38	42	43	39	43	41	65	164	471	2565
HEMAMALI B.V., COLOMBO 10.	51	40	39	59	34	41	35	41	65	164	471	2565
DUDLEY SENANAYAKE VIDYALAYA, COLOMBO 5.	42	35	36	47	37	43	40	40	67	167	490	2712
R.C. BALIKA V., COLOMBO 13.	27	47	40	42	35	35	41	40	67	167	490	2712
ST. ANTHONY'S BALIKA M.V., COLOMBO 15.	113	48	38	44	33	40	38	40	67	167	490	2712
ST. ANTHONY'S BALIKA VIDYALAYA, COLOMBO 9.	60	43	42	45	35	40	36	40	67	167	490	2712
KOTAHENA KUMARA M.VIDYALAYA COLOMBO 13.	55	38	37	47	39	39	39	40	67	167	490	2712
AL HIDHAYA MAHA VIDYALAYA, COLOMBO 10.	49	41	33	49	40	36	33	39	72	175	514	2871

* School Candidates (1st attempt)

School Performance Indices – G.C.E. (O/L) Examination – 2021

(Schools with 20 or more candidates)

Province	WESTERN
District	COLOMBO
Edu. Zone	COLOMBO

School	No of Candidates*	Performance Indices of Subjects						School Performance Index	Rank of the School			
		Religion	First Language	English	Science	Mathematics	History		Edu. Zone	District	Province	Island
T.B. JAYAH ZAHIRA M.V., COLOMBO 2.	37	36	30	58	38	30	44	39	72	175	514	2871
COLOMBO CENTRAL HINDU MAHA VIDYALAYA, COLOMBO 13.	48	40	36	42	37	44	29	38	74	183	542	2969
ST. LUCIA'S MAHA VIDYALAYA, COLOMBO 13.	49	36	33	43	41	36	36	38	74	183	542	2969
VELUWANA M.V., COLOMBO 9.	66	35	32	42	40	38	41	38	74	183	542	2969
ANURUDDHA BALIKA MAHA VIDYALAYA, COLOMBO 9.	67	40	39	41	32	34	30	36	77	195	595	3161
HAMEED-AL-HUSSEINIYA M.V., COLOMBO 12.	137	35	30	48	29	40	34	36	77	195	595	3161
AL HIKMA COLLEGE, COLOMBO 12.	96	38	35	50	31	32	28	36	77	195	595	3161
SUSAMAYAWARDHANA MAHA VIDYALAYA, COLOMBO 8.	43	35	30	40	39	36	35	36	77	195	595	3161
AL NASSER M.V., COLOMBO 14.	39	37	35	49	29	28	31	35	81	202	616	3224
MAHAWATTE ST.ANTHONYS SINHALA VIDYALAYA, COLOMBO 14.	57	36	29	39	35	31	38	35	81	202	616	3224
MODERA ANANDA M.M.V., COLOMBO 15	72	38	32	36	34	34	34	35	81	202	616	3224
ST. ANTHONYS BOYS VIDYALAYA, COLOMBO 13.	80	32	32	46	33	33	32	35	81	202	616	3224
DARUS SALAM M.V., COL.10.	48	39	32	45	27	29	26	33	85	213	639	3325
HAMZA M. VIDYALAYA, COLOMBO 15.	33	38	32	44	26	33	22	33	85	213	639	3325
KALAIMAGAL TAMIL VIDYALAYA, COLOMBO 14.	28	38	28	39	26	32	26	32	87	215	650	3361
ST. JOHN'S M.V., COLOMBO 15	33	33	30	38	30	28	29	31	88	220	662	3391
ST. JOHN'S M.V., COLOMBO 9.	73	28	27	43	24	31	33	31	88	220	662	3391
AVA MARIA VIDYALAYA, COLOMBO 15.	42	34	29	34	33	30	28	31	88	220	662	3391
ST. MATHEW'S V., COLOMBO 9.	47	30	25	41	30	28	27	30	91	223	672	3412
JAYANTHI V., COLOMBO 14.	43	26	26	37	23	30	30	29	92	224	675	3425
SRI SANGHARAJA M.M.V., COLOMBO 10.	23	29	27	35	24	31	25	29	92	224	675	3425
VIPULANANTHA T.M.V., COLOMBO 9.	60	30	32	37	25	25	23	29	92	224	675	3425
RAJASINGHE MAHA VIDYALAYA, COLOMBO 9.	36	33	23	31	23	28	29	28	95	228	681	3440
VIJAYABA MAHA VIDYALAYA, COLOMBO 14.	45	22	23	29	20	15	24	22	96	230	686	3463
Total	14373											

* School Candidates (1st attempt)

School Performance Indices – G.C.E. (O/L) Examination – 2021

(Schools with 20 or more candidates)

Province | WESTERN
District | COLOMBO
Edu. Zone | HOMAGAMA

School	No of Candidates*	Performance Indices of Subjects						School Performance Index	Rank of the School			
		Religion	First Language	English	Science	Mathematics	History		Edu. Zone	District	Province	Island
HANWELLA RAJASINGHE M.M.V., HANWELLA.	305	68	71	72	72	71	72	71	1	8	15	38
MAHINDA RAJAPAKSHA VIDYALAYA, HOMAGAMA.	763	65	71	74	71	72	73	71	1	8	15	38
HOMAGAMA M.M.V., HOMAGAMA.	295	56	58	55	55	54	55	56	3	56	118	388
GODAGAMA SUBHARATHI MAHAMATHYA MAHA VIDYALAYA, HOMAGAMA.	167	53	54	52	53	56	56	54	4	66	142	527
JANADHIPATHI V., HOMAGAMA.	238	48	50	50	51	51	54	51	5	83	188	837
HOMAGAMA M.V., HOMAGAMA.	165	53	51	51	50	49	52	51	5	83	188	837
ILUKOVITA K.V., THUMMODARA.	37	47	53	44	51	58	47	50	7	89	208	963
SEETHAWAKA M.M.V., AVISSAWELLA.	307	47	51	47	46	47	49	48	8	103	248	1269
LENAGALA JUNIOR SECONDARY VIDYALAYA, DEDIGAMUWA.	36	48	49	47	47	46	52	48	8	103	248	1269
JANADHIPATHI VIDYALAYA, AVISSAWELLA.	116	46	53	47	46	46	49	48	8	103	248	1269
PADUKKA SIRI PIYARATHANA M.M.V., PADUKKA.	388	48	50	50	47	48	47	48	8	103	248	1269
KADUGODA K.V., WAGA.	21	46	48	35	48	46	50	46	12	113	307	1639
WIJAYAWARDHANA MAHA VIDYALAYA, KIRIWATTUDUWA.	115	45	45	43	46	51	46	46	12	113	307	1639
HABARAKADA KANISHTA VIDYALAYA, HOMAGAMA.	34	37	38	47	46	49	50	45	14	122	341	1823
MAYADUNNA M.V., HANWELLA.	124	44	46	44	44	43	46	45	14	122	341	1823
PANAGODA SRI PARAKRAMA MAHA VIDYALAYA, HOMAGAMA.	157	43	47	46	41	44	46	45	14	122	341	1823
ESWATTA PANDUKABHAYA M.V., PUWAKPITIYA.	25	43	43	40	43	43	50	44	17	135	377	2013
ST. MARY'S M.V., AVISSAWELLA.	102	43	47	43	39	42	49	44	17	135	377	2013
MATTEGODA VIDYADEEPA M.V., PANNIPITIYA.	123	43	45	41	46	42	44	44	17	135	377	2013
MAGAMMANA MAHA VIDYALAYA, HOMAGAMA.	68	41	45	42	40	40	49	43	20	148	412	2207
PAHATHGAMA R.C.K.V., HANWELLA.	127	43	48	43	39	42	41	43	20	148	412	2207
PINNAWALA RAJAPOLA M.V., WAGA.	61	46	44	37	44	42	46	43	20	148	412	2207
RAJASINGHE M.V., PADUKKA.	216	43	44	43	40	43	43	43	20	148	412	2207
WAGA SRI RATHANASARA M.V., THUMMODARA.	41	42	46	36	40	45	40	42	24	158	445	2394

* School Candidates (1st attempt)

School Performance Indices – G.C.E. (O/L) Examination – 2021

(Schools with 20 or more candidates)

Province	WESTERN
District	COLOMBO
Edu. Zone	HOMAGAMA

School	No of Candidates*	Performance Indices of Subjects						School Performance Index	Rank of the School			
		Religion	First Language	English	Science	Mathematics	History		Edu. Zone	District	Province	Island
ST. JOHN BOSCO M.V., HANWELLA.	115	39	43	42	35	39	41	40	25	167	490	2712
ARTYGALA KANISHTA VIDYALAYA, HANWELLA.	27	40	35	39	33	42	43	39	26	175	514	2871
KOSGAMA SUMEDHA KANISHTA VIDYALAYA, KOSGAMA.	61	40	43	35	37	41	37	39	26	175	514	2871
MADOLUWAWA MAHA VIDYALAYA, PADUKKA.	26	44	40	28	35	45	43	39	26	175	514	2871
MEEGODA DHARMARAJA VIDYALAYA, MEEGODA.	75	43	39	34	37	42	37	39	26	175	514	2871
WETARA M.V., POLGASOVITA.	56	36	38	42	40	42	36	39	26	175	514	2871
PITIPANA M.V., HOMAGAMA.	58	34	37	37	44	41	36	38	31	183	542	2969
PUWAKPITIYA C.C. TAMIL V., PUWAKPITIYA.	106	41	41	37	34	35	34	37	32	190	572	3058
DEEPANGODA SRI MEDHANANDA M.V., PANNIPITIYA.	22	30	38	38	34	36	40	36	33	195	595	3161
KAHAHENA BORALUGODA M.V., WAGA.	70	32	40	34	34	36	31	35	34	202	616	3224
MEEGODA M.V., MEEGODA.	89	33	35	36	33	37	35	35	34	202	616	3224
KOSGAMA M.V., KOSGAMA.	105	35	37	31	32	34	35	34	36	210	632	3281
PANALUWA KANISHTA VIDYALAYA, PADUKKA.	20	30	32	29	31	35	33	32	37	215	650	3361
TUNNNANA SIRI SUMANAJOTHI M.V., HANWELLA.	24	33	36	29	40	25	31	32	37	215	650	3361
Total	4885											

* School Candidates (1st attempt)

School Performance Indices – G.C.E. (O/L) Examination – 2021

(Schools with 20 or more candidates)

Province | WESTERN
 District | COLOMBO
 Edu. Zone | SRI JAYAWARDANAPURA

School	No of Candidates*	Performance Indices of Subjects						School Performance Index	Rank of the School			
		Religion	First Language	English	Science	Mathematics	History		Edu. Zone	District	Province	Island
ANULA VIDYALAYA, NUGEGODA.	361	69	71	76	69	68	71	71	1	8	15	38
SAMUDRADEVI BALIKA VIDYALAYA, NUGEGODA.	268	66	67	70	66	66	66	67	2	20	32	83
SUJATHA COLLEGE, NUGEGODA.	188	64	64	82	63	63	66	67	2	20	32	83
DHRAMAPALA V., PANNIPITIYA.	332	63	62	69	65	63	65	65	4	26	49	122
SRI RAHULA BALIKA MAHA VIDYALAYA, MALABE.	358	64	61	62	59	58	63	61	5	38	76	200
VIDYAKARA BALIKA VIDYALAYA MAHARAGAMA.	311	61	63	65	60	59	58	61	5	38	76	200
ANANDA BALIKA M.V., KOTTE.	190	58	61	65	58	57	62	60	7	43	88	229
HYLAND'S COLLEGE, MAHARAGAMA.	47	58	53	75	57	57	56	59	8	46	95	252
KOLONNAWA BALIKA M.V., KOLONNAWA.	215	59	60	63	56	54	60	59	8	46	95	252
MALABE MODEL BOYS JUNIOR SCHOOL, MALABE.	304	56	51	64	57	58	65	59	8	46	95	252
MAHAMAYA BALIKA M.V., NUGEGODA.	213	58	58	58	56	55	58	57	11	55	115	338
BOMIRIYA M.M.V., KADUWELA.	427	58	51	56	57	55	57	56	12	56	118	388
JANADHIPATHI V., MAHARAGAMA.	274	52	52	58	58	56	57	56	12	56	118	388
JANADHIPATHI BALIKA VIDYALAYA, RAJAGIRIYA.	291	58	57	60	53	54	54	56	12	56	118	388
ANANDA SASTHRALAYA, KOTTE.	216	49	51	58	56	53	56	54	15	66	142	527
JANADHIPATHI M.V., KOTTE.	279	47	47	57	59	55	60	54	15	66	142	527
KOTTAWA DHARMAPALA M.V., PANNIPITIYA.	430	53	53	56	52	51	54	53	17	73	159	610
BOMIRIYA MUNIDASA KUMARATUNGA VIDYALAYA, KADUWELA.	119	53	53	53	52	52	54	53	17	73	159	610
KOTTAWA NORTH DHARMAPALA V., PANNIPITIYA.	152	52	51	54	50	54	51	52	19	79	175	720
ANANDA M.V., PANNIPITIYA.	211	51	48	53	52	49	55	51	20	83	188	837
KORATOTA SRI SOMANANDA MAHA VIDYALAYA, KADUWELA.	49	50	49	48	56	43	55	50	21	89	208	963
SRI CHANDRARATNA MANAWASINGHA VIDYALAYA, MAHARAGAMA.	66	46	51	55	53	46	47	50	21	89	208	963
SIRI DEWAMITTA M.V., DEDIGAMUWA.	27	44	47	52	49	51	55	50	21	89	208	963
KUDABUTHGAMUWA SOMADEVI BALIKA VIDYALAYA, MULLERIYAWA NEW TOWN	69	53	54	50	44	48	46	49	24	96	235	1114
SRI JAYAWARDHANAPURA MAHA VIDYALAYA, KOTTE.	270	45	45	52	52	47	52	49	24	96	235	1114

* School Candidates (1st attempt)

School Performance Indices – G.C.E. (O/L) Examination – 2021

(Schools with 20 or more candidates)

Province	WESTERN
District	COLOMBO
Edu. Zone	SRI JAYAWARDANAPURA

School	No of Candidates*	Performance Indices of Subjects						School Performance Index	Rank of the School			
		Religion	First Language	English	Science	Mathematics	History		Edu. Zone	District	Province	Island
MAHARAGAMA M.M.V., MAHARAGAMA.	170	49	49	50	48	48	50	49	24	96	235	1114
SRI SUBHUTHI MADHYA MAHA VIDYALAYA, BATTARAMULLA.	130	47	47	57	48	45	49	49	24	96	235	1114
SAMUDRA DEVI BALIKA M.V., MULLERIYAWA.	56	46	50	49	49	45	51	48	28	103	248	1269
ST. JOSEPH'S BOY'S V., NUGEGODA.	108	40	41	61	46	49	44	47	29	109	274	1441
MAHAMATHYA VIDYALAYA, ATURUGIRIYA.	240	49	46	48	44	47	46	47	29	109	274	1441
SRI RAHULA MAHA VIDYALAYA, MULLERIYAWA NEW TOWN	137	41	45	53	44	47	46	46	31	113	307	1639
KOTALAWALA MAHA VIDYALAYA, KADUWELA.	118	48	46	46	46	43	46	46	31	113	307	1639
KOTTAWA VIDYADHANA M.V., PANNIPITIYA.	33	46	45	56	36	42	48	46	31	113	307	1639
KOTUWILA GAMINI VIDYALAYA, WELLAMPITIYA.	23	40	43	40	55	48	41	45	34	122	341	1823
KUDABUTHGAMUWA SRI RAJASINGHE M.V., MULLERIYAWA NEW TOWN	169	41	41	46	50	44	45	45	34	122	341	1823
ST. THOMAS COLLEGE KOTTE.	91	42	39	53	47	44	45	45	34	122	341	1823
PROFESSOR EDIRIWEERA SARACHCHANDRA VIDYALAYA, MULLERIYAWA NEW TOWN	94	40	43	49	42	42	51	45	34	122	341	1823
SEDAWATTA SIDDARTHA M.M.V., KOLONNAWA.	93	39	42	46	45	49	43	44	38	135	377	2013
M.D.H. JAYAWARDHANA V., BATTARAMULLA.	91	45	44	43	46	44	44	44	38	135	377	2013
VIDYARAJA MAHA VIDYALAYA, HOKANDARA.	62	45	43	46	45	43	43	44	38	135	377	2013
GOTHATUWA M.V., ANGODA.	50	40	37	46	50	36	46	43	41	148	412	2207
HENRY OLCOTT M.V., KOLONNAWA.	65	34	33	53	48	46	45	43	41	148	412	2207
RUKMALE M.V., PANNIPITIYA.	27	44	49	40	39	39	37	41	43	164	471	2565
SRI YASODARA MAHA VIDYALAYA, MALABE.	47	46	39	40	38	36	41	40	44	167	490	2712
PILIP THILAKAWARDANA VIDYALAYA, RANALA	41	37	35	36	38	40	42	38	45	183	542	2969
TERRANCE N. DE SILVA MAHA VIDYALAYA, KOLONNAWA.	49	32	33	50	32	43	30	37	46	190	572	3058
HEWAWITHARANA M.V., RAJAGIRIYA.	56	35	38	37	29	33	31	34	47	210	632	3281
BUWANEEKABA M.V., MAHARAGAMA.	73	32	32	34	29	30	32	32	48	215	650	3361
UDAHAMULLA SIDDHARTHA M.V., NUGEGODA.	23	28	29	34	26	34	23	29	49	224	675	3425
ST. JOSEPH'S VIDYALAYA, KOLONNAWA.	23	26	24	35	20	30	21	26	50	229	684	3456
Total	7736											

* School Candidates (1st attempt)

School Performance Indices – G.C.E. (O/L) Examination – 2021

(Schools with 20 or more candidates)

Province | WESTERN
 District | COLOMBO
 Edu. Zone | PILIYANDALA

School	No of Candidates*	Performance Indices of Subjects						School Performance Index	Rank of the School			
		Religion	First Language	English	Science	Mathematics	History		Edu. Zone	District	Province	Island
ST. JOSEPH'S BALIKA MAHA VIDYALAYA, NUGEGODA.	174	66	68	76	64	63	67	67	1	20	32	83
PILIYANDALA M.M.V., PILIYANDALA.	403	65	62	68	66	66	69	66	2	23	37	100
OUR LADY OF VICTORIS CONVENT, MORATUWA.	182	66	69	71	59	60	62	65	3	26	49	122
ST. THOMAS' COLLEGE, MOUNT LAVINIA.	189	57	55	84	65	63	61	64	4	30	59	136
ALETHEA SCHOOL, DEHIWALA.	29	54	53	87	62	59	60	63	5	33	65	157
PRINCE OF WALES V., MORATUWA.	350	59	58	66	68	63	64	63	5	33	65	157
PRINCESS OF WALES V., MORATUWA.	265	64	65	63	58	59	59	61	7	38	76	200
ST. SEBASTIAN'S COLLEGE, MORATUWA.	246	56	57	70	56	59	57	59	8	46	95	252
HOLY FAMILY CONVENT MAHA VIDYALAYA, DEHIWALA.	136	58	57	66	55	52	58	58	9	52	107	292
CHRIST KING V., PANNIPITIYA.	82	57	54	64	50	50	59	56	10	56	118	388
BAUDDHA BALIKA VIDYALAYA, MOUNT LAVINIA.	195	56	56	59	53	55	56	56	10	56	118	388
DHARMASENA ATTYGALLE BALIKA V., PILIYANDALA.	224	58	59	54	50	52	55	55	12	63	132	458
GIRLS' HIGH SCHOOL, MOUNT LAVINIA.	221	56	56	59	52	51	56	55	12	63	132	458
ST. JOSEPH'S JUNIORATE SEMINARY, NUGEGODA.	20	58	53	70	49	56	44	55	12	63	132	458
HERMAN GMEINER V., PILIYANDALA.	67	55	48	50	55	49	59	53	15	73	159	610
PRESBYTERIAN B.V., DEHIWALA.	143	53	54	57	51	49	55	53	15	73	159	610
SCIENCE COLLEGE, MOUNT LAVINIA.	168	43	46	55	58	54	56	52	17	79	175	720
AREWWALA EAST DHARMAPALA M.VIDYALAYA. PANNIPITIYA.	99	49	50	53	54	48	53	51	18	83	188	837
ST. JOHN'S COLLEGE, NUGEGODA.	263	44	44	57	56	51	54	51	18	83	188	837
LALITH ATHULATHMUDALI M.V., MOUNT LAVINIA.	200	44	42	53	55	55	51	50	20	89	208	963
DEHIWALA TAMIL VIDYALAYA, DEHIWALA.	23	47	52	56	43	47	40	48	21	103	248	1269
BATUWANDARA K.V., PILIYANDALA.	25	48	44	47	49	45	51	47	22	109	274	1441
SIR JOHN KOTALAWALA MAHA VIDYALAYA, PILIYANDALA.	221	47	45	46	47	47	48	47	22	109	274	1441
SRI PANGNANDA VIDYALAYA, MADAPATHA.	55	48	42	49	53	43	43	46	24	113	307	1639

* School Candidates (1st attempt)

School Performance Indices – G.C.E. (O/L) Examination – 2021

(Schools with 20 or more candidates)

Province	WESTERN
District	COLOMBO
Edu. Zone	PILIYANDALA

School	No of Candidates*	Performance Indices of Subjects						School Performance Index	Rank of the School			
		Religion	First Language	English	Science	Mathematics	History		Edu. Zone	District	Province	Island
MORATU M.V., MORATUWA.	155	43	46	44	49	45	49	46	24	113	307	1639
MAKANDANA SRI SUDARSHANA MODEL SCHOOL MADAPATHA.	98	45	42	45	44	45	46	45	26	122	341	1823
RAWATHAWATTA METHODIST V., MORATUWA.	124	47	48	43	44	43	45	45	26	122	341	1823
ST. MARY'S M.V., DEHIWALA.	22	37	38	56	50	45	42	45	26	122	341	1823
WEERA PURAN APPU VIDYALAYA MORATUWA.	106	43	40	43	50	44	42	44	29	135	377	2013
S.DE S. JAYASINGHE M.M.V., DEHIWALA.	71	40	37	48	44	41	46	43	30	148	412	2207
PHILIP ATTYGALLE M.V., MADAPATHA.	74	48	40	39	43	44	38	42	31	158	445	2394
DHARMARAJA M.V., PILIYANDALA.	164	41	42	43	41	41	44	42	31	158	445	2394
ST. SEBASTIAN'S BALIKA VIDYALAYA, MORATUWA.	65	49	47	42	36	38	42	42	31	158	445	2394
SRI SUNANDOPANANDA M.V., MORATUWA.	35	37	33	30	49	44	49	40	34	167	490	2712
RATTANAPITIYA ANANDA K.V., BORALESGAMUWA.	23	39	36	44	35	35	46	39	35	175	514	2871
MAKULUDUWA K.V., PILIYANDALA.	29	40	37	39	42	38	32	38	36	183	542	2969
SHASTRANANDA MAHA VIDYALAYA, DEHIWALA.	41	40	33	37	38	35	47	38	36	183	542	2969
EREWWALA VIDYALOKA M.V., PANNIPITIYA.	79	36	36	35	36	37	39	37	38	190	572	3058
DE SOYZA M.V., MORATUWA.	91	40	35	36	38	35	39	37	38	190	572	3058
KANDAWALA MAHA VIDYALAYA, RATMALANA.	37	37	37	42	35	35	36	37	38	190	572	3058
METHODIST HIGH SCHOOL, MORATUWA.	102	37	41	35	38	36	31	36	41	195	595	3161
RAWATHAWATTA ROMAN CATHOLIC VIDYALAYA, MORATUWA.	59	36	41	34	35	34	35	36	41	195	595	3161
COLOMBO HINDU COLLEGE, RATMALANA.	60	35	34	42	30	33	35	35	43	202	616	3224
KOTHALAWALAPURA MAHA VIDYALAYA, RATMALANA.	71	31	35	39	38	31	36	35	43	202	616	3224
EGODA UYANA KANISHTA VIDYALAYA, MORATUWA.	20	33	28	50	27	31	35	34	45	210	632	3281
BORALESGAMUWA M.V., BORALESGAMUWA.	41	33	31	34	32	32	30	32	46	215	650	3361
Total	5547											

* School Candidates (1st attempt)

School Performance Indices – G.C.E. (O/L) Examination – 2021

(Schools with 20 or more candidates)

Province | WESTERN
District | GAMPAHA
Edu. Zone | GAMPAHA

School	No of Candidates*	Performance Indices of Subjects						School Performance Index	Rank of the School			
		Religion	First Language	English	Science	Mathematics	History		Edu. Zone	District	Province	Island
RATHNAWALIE BALIKA M.V., GAMPAHA.	295	79	83	85	83	83	81	82	1	1	1	1
BANDARANAYAKA VIDYALAYA, GAMPAHA.	460	73	71	82	85	80	81	79	2	2	3	4
BANDARANAYAKA M.M.V., VEYANGODA.	356	72	77	80	76	74	76	76	3	3	7	14
YASODHARA DEVI BALIKA MAHA VIDYALAYA, GAMPAHA.	320	73	75	76	71	70	75	73	4	5	11	25
HOLY CROSS COLLEGE, GAMPAHA.	260	69	68	79	67	64	68	69	5	7	23	56
SANGHABODHI M.M.V., NITTAMBUWA.	357	66	71	71	68	67	69	69	5	7	23	56
GALAHITIYAWA M.M.V., GANEMULLA.	310	60	66	71	66	66	66	66	7	11	37	100
SUMEDHA VIDYALAYA, GAMPAHA.	114	63	61	80	62	60	63	65	8	17	49	122
SANGAMITTHA BALIKA VIDYALAYA, KIRINDIWELA.	177	65	69	62	60	62	63	64	9	20	59	136
THAKSHILA VIDYALAYA, GAMPAHA.	262	59	62	66	67	67	63	64	9	20	59	136
MAHAMEVNAWA BUDDHIST COLLEGE-GAMPAHA DEMALEGAMA	28	68	60	60	67	63	67	64	9	20	59	136
GOTHAMIE KANISHTA VIDYALAYA, GAMPAHA.	253	54	57	62	60	61	59	59	12	34	95	252
KAHATOWITA MUSLIM BALIKA VIDYALAYA, KAHATOWITA.	21	62	62	62	55	55	56	59	12	34	95	252
VIDYALOKA MAHA VIDYALAYA, VEYANGODA.	159	55	58	60	59	56	58	58	14	38	107	292
CHRIST KING COLLEGE PANNIPITIYA, WELIWERIYA BRANCH, WELIWERIYA	108	54	56	57	58	56	53	56	15	45	118	388
KIRINDIWELA M.M.V., KIRINDIWELA.	225	52	57	55	53	55	56	55	16	48	132	458
RANPOKUNAGAMA MAHA VIDYALAYA, NITTAMBUWA.	162	50	53	56	55	52	56	54	17	51	142	527
ST. MARY'S MAHA VIDYALAYA, VEYANGODA.	182	54	55	58	50	54	55	54	17	51	142	527
SRI SIDDHARTHA KUMARA M.V., GAMPAHA.	132	52	53	54	54	54	53	53	19	55	159	610
ALUTHGAMA ANURA M.M.V., YAKKALA.	284	50	52	53	51	51	53	52	20	62	175	720
BANDARAWATTA PARAKRAMA M.V., GAMPAHA.	216	49	51	54	55	51	51	52	20	62	175	720
HENARATHGODA KEPPETIPOLA MAHA VIDYALAYA, MUDUNGODA.	131	48	48	53	55	56	54	52	20	62	175	720
SRI CHANDRAJOTHI M.V., YAKKALA.	116	50	51	53	53	53	52	52	20	62	175	720
ALAWALA M.V., VIA VEYANGODA.	39	49	44	52	55	46	58	51	24	68	188	837

* School Candidates (1st attempt)

School Performance Indices – G.C.E. (O/L) Examination – 2021

(Schools with 20 or more candidates)

Province	WESTERN
District	GAMPAHA
Edu. Zone	GAMPAHA

School	No of Candidates*	Performance Indices of Subjects						School Performance Index	Rank of the School			
		Religion	First Language	English	Science	Mathematics	History		Edu. Zone	District	Province	Island
URAPOLA M.M.V., URAPOLA.	213	48	53	49	47	49	51	50	25	73	208	963
OWITIGAMA BODHIRAJA M.V., PUGODA.	116	46	49	48	53	52	53	50	25	73	208	963
DEVI BALIKA VIDYALAYA. DOMPE	75	49	55	47	49	49	51	50	25	73	208	963
EMBARALUWA MAHA VIDYALAYA, WELIVERIYA.	24	48	53	44	48	41	55	48	28	89	248	1269
EMBARALUWA MIHINDU K.V., WELIVERIYA.	41	46	51	46	48	49	45	48	28	89	248	1269
IMBULGODA VIHARAMAHA DEVI KANISTA VIDYALAYA, IMBULGODA.	20	37	44	54	57	52	42	48	28	89	248	1269
UDUGAHAWALPOLA EKABADDA VIDYALAYA, RUGGAHAWILA.	65	44	46	46	54	45	50	48	28	89	248	1269
AMUNUGODA KUMARADASA KANISHTA VIDYALAYA, IMBULGODA.	21	42	45	50	44	52	48	47	32	102	274	1441
DEKATANA PADMAWATHIE M.M.V., DEKATANA.	261	45	49	46	46	47	48	47	32	102	274	1441
HEMAMALIE MAHA VIDYALAYA, GANEMULLA.	164	45	47	49	47	51	45	47	32	102	274	1441
KIRINDIWITA GEMUNU KANISHTA VIDYALAYA, GAMPAHA.	26	46	48	45	46	46	48	47	32	102	274	1441
KUMARIMULLA MUSLIM M.V., PUGODA.	36	48	43	53	50	45	43	47	32	102	274	1441
NEDUNGAMUWA SIRISEEVALI MAHA VIDYALAYA, NEDUNGAMUWA.	26	44	46	47	53	48	44	47	32	102	274	1441
NITTAMBUWA BUDDHIST MAHA VIDYALAYA, NITTAMBUWA.	59	44	49	51	45	45	48	47	32	102	274	1441
AL ASHAR M.M.V., THIHARIYA.	171	49	42	52	45	47	42	46	39	117	307	1639
IMBULGODA RAJASINGHE MAHA VIDYALAYA, IMBULGODA.	157	42	43	49	49	45	47	46	39	117	307	1639
SWARNAPALI M.V., GANEMULLA.	28	48	44	46	49	52	39	46	39	117	307	1639
WATHURUGAMA MAHA VIDYALAYA, WATHURUGAMA.	30	51	53	40	38	44	50	46	39	117	307	1639
ELLAKKALA MAHA VIDYALAYA, ELLAKKALA.	64	46	51	44	41	43	46	45	43	132	341	1823
PEPILYAWALA KANISHTA VIDYALAYA, PEPILYAWALA.	34	37	42	46	51	50	45	45	43	132	341	1823
DOMPE M.V., DOMPE.	126	45	47	44	42	44	45	45	43	132	341	1823
MAHAGAMASEKARA MAHA VIDYALAYA, RADAWANA.	147	46	46	42	42	44	44	44	46	144	377	2013
WELIVERIYA MADDUMA BANDARA VIDYALAYA, WELIVERIYA.	111	40	43	43	50	44	46	44	46	144	377	2013
DEMALAGAMA WANARATANA MAHA VIDYALAYA, DEMALAGAMA.	25	40	40	43	36	47	49	43	48	157	412	2207

* School Candidates (1st attempt)

School Performance Indices – G.C.E. (O/L) Examination – 2021

(Schools with 20 or more candidates)

Province	WESTERN
District	GAMPAHA
Edu. Zone	GAMPAHA

School	No of Candidates*	Performance Indices of Subjects						School Performance Index	Rank of the School			
		Religion	First Language	English	Science	Mathematics	History		Edu. Zone	District	Province	Island
UDUGODA ARAFA MUSLIM M.VIDYALAYA. RUGGAHAWILA.	30	50	39	50	33	36	49	43	48	157	412	2207
AL BADRIYA M.V., VEYANGODA.	92	48	44	46	36	37	39	42	50	170	445	2394
BENDIYAMULLA GAJABA KANISHTA VIDYALAYA, GAMPAHA.	22	44	44	40	43	39	40	42	50	170	445	2394
DHARMASHOKA M.V., KALAGEDIHENA	88	42	42	43	41	40	42	42	50	170	445	2394
KOSSINNA SRI SEELANANDA M.V., GANEMULLA.	41	43	40	43	42	45	39	42	50	170	445	2394
KABURAGALLA PANNILA ANANDA MAHA VIDYALAYA RUGGAHAVILA.	64	42	43	36	41	42	45	42	50	170	445	2394
VEYANGODA JANADHIPATHI VIDYALAYA, VEYANGODA.	274	38	40	43	45	45	42	42	50	170	445	2394
PITIYEGEDARA M.V., BEMMULLA.	24	40	40	44	47	42	41	42	50	170	445	2394
KIRINDIWELA MAHA VIDYALAYA, KIRINDIWELA.	113	40	40	39	41	43	43	41	57	182	471	2565
SIYANE M.V., DOMPE.	107	38	42	38	40	43	43	41	57	182	471	2565
ELUWAPITIYA KANISHTA VIDYALAYA, VEYANGODA.	20	41	38	33	36	40	39	38	59	213	542	2969
MEDDEGAMA MAHA VIDYALAYA, KIRINDIWELA.	25	39	40	37	35	37	37	38	59	213	542	2969
NITTAMBUWA R.C. KANISHTA VIDYALAYA, NITTAMBUWA.	36	36	43	39	36	37	38	38	59	213	542	2969
MABIMA VIDYAKARA M.V., MAKEWITA.	43	33	33	35	47	44	37	38	59	213	542	2969
KIMBULWILAWATTA M.V., DOMPE.	32	27	40	33	43	36	42	37	63	227	572	3058
KURUWAMULLA MAHA VIDYALAYA, WATURUGAMA.	63	37	38	34	35	38	39	37	63	227	572	3058
MEETHIRIGALA KANISHTA VIDYALAYA, MEETHIRIGALA.	29	39	39	28	35	36	39	36	65	237	595	3161
RAHULA VIDYALAYA, GAMPAHA.	32	33	31	38	41	35	38	36	65	237	595	3161
MANDAWALA MAHA VIDYALAYA, MANDAWALA.	49	34	37	22	27	31	32	31	67	271	662	3391
KERAGALA SANGARAJA M.VIDYALAYA. HENEGAMA.	24	32	34	27	24	29	30	29	68	279	675	3425
BANDARANAYAKA MAHA VIDYALAYA, PEPILIYAWALA.	35	30	31	25	27	27	28	28	69	280	681	3440
Total	8250											

* School Candidates (1st attempt)

School Performance Indices – G.C.E. (O/L) Examination – 2021

(Schools with 20 or more candidates)

Province | WESTERN
District | GAMPAHA
Edu. Zone | MINUWANGODA

School	No of Candidates*	Performance Indices of Subjects						School Performance Index	Rank of the School			
		Religion	First Language	English	Science	Mathematics	History		Edu. Zone	District	Province	Island
JANADHIPATHI VIDYALAYA, MINUWANGODA.	179	71	75	75	77	77	73	75	1	4	8	17
D.S.SENANAYAKA M.M.V., MIRIGAMA.	223	69	72	69	74	71	70	71	2	6	15	38
ST. PETER'S COLLEGE, COL 04, GAMPAHA BRANCH, UDUGAMPOLA.	75	63	61	76	70	63	67	67	3	10	32	83
CLAYTON VIDYALAYA, MARADAGAHAMULA.	44	68	66	76	58	57	68	66	4	11	37	100
C.W.W.KANNANGARA CENTRAL COLLEGE, HUNUMULLA.	359	59	61	61	62	65	65	62	5	24	71	176
NALANDA BALIKA M.M.V., MINUWANGODA.	218	60	65	62	60	59	59	61	6	27	76	200
NALANDA BOYS' M.M.V., MINUWANGODA.	248	51	52	60	69	65	61	60	7	31	88	229
MUSLIM LADIES' ARABIC COLLEGE, KAL ELIYA.	92	62	60	62	57	58	60	60	7	31	88	229
MARAPOLA MAHA VIDYALAYA, VEYANGODA.	221	54	58	57	58	57	58	57	9	43	115	338
BURULLAPITIYA MAHA VIDYALAYA, MINUWANGODA.	180	53	54	53	57	55	56	55	10	48	132	458
DUDLEY SENANAYAKE MODERN MAHA VIDYALAYA MIRIGAMA.	219	49	53	48	54	51	54	52	11	62	175	720
KALAHUGODA MADAWALA COMBINED K.V., MINUWANGODA.	62	53	49	52	50	48	54	51	12	68	188	837
AL AMAN MUSLIM MAHA VIDYALAYA, MINUWANGODA.	61	48	50	54	52	48	45	50	13	73	208	963
MIRIGAMA BANDARANAYAKE MAHA VIDYALAYA, MIRIGAMA.	173	49	52	50	50	47	51	50	13	73	208	963
NEDAGAMUWA JUNIOR MIXED SCHOOL, KOTUGODA.	41	49	50	47	51	45	50	49	15	85	235	1114
SENARATH PARANAVITHANA MAHA VIDYALAYA UDUGAMPOLA.	164	45	46	50	50	51	51	49	15	85	235	1114
HAPITIGAMA MAHA VIDYALAYA, KAL ELIYA.	23	45	49	43	54	48	50	48	17	89	248	1269
NAWANA M.V., VIA MIRIGAMA.	41	48	43	41	50	49	48	47	18	102	274	1441
SRI GNANODAYA M.M.V. DIVULPITIYA.	250	47	47	46	45	47	49	47	18	102	274	1441
KOTUGODA SRI RAHULA M.V., KOTUGODA.	129	45	44	46	48	47	51	47	18	102	274	1441
DUNAGAHA RANASINGHE MAHA VIDYALAYA DUNAGAHA.	174	52	48	42	41	46	48	46	21	117	307	1639
BATALEEYA KANISHTA VIDYALAYA, PASYALA.	22	46	43	45	47	41	54	46	21	117	307	1639
NILPANAGODA MAHA VIDYALAYA, WEGOWWA.	32	41	46	42	49	44	45	45	23	132	341	1823
DEVALAPOLA ANANDA MAHA VIDYALAYA, DEVALAPOLA.	105	41	44	46	44	43	44	44	24	144	377	2013

* School Candidates (1st attempt)

School Performance Indices – G.C.E. (O/L) Examination – 2021

(Schools with 20 or more candidates)

Province	WESTERN
District	GAMPAHA
Edu. Zone	MINUWANGODA

School	No of Candidates*	Performance Indices of Subjects						School Performance Index	Rank of the School			
		Religion	First Language	English	Science	Mathematics	History		Edu. Zone	District	Province	Island
TAMMITA MAHA VIDYALAYA, MAKEWITA.	24	48	48	42	44	39	43	44	24	144	377	2013
YATIYANA R.C. KANISHTA VIDYALAYA, MINUWANGODA.	33	42	42	44	44	49	45	44	24	144	377	2013
KURIKOTUWA KANISHTA VIDYALAYA, VEYANGODA.	63	45	46	42	44	44	43	44	24	144	377	2013
PASYALA M.V., PASYALA.	201	44	46	43	45	42	45	44	24	144	377	2013
KITHULWALA MUNIDASA KUMARATUNGA K.V., VIA MEERIGAM	22	37	40	44	46	45	47	43	29	157	412	2207
BABUSSALAM MUSLIM VIDYALAYA, PASYALA.	24	48	45	45	33	41	43	43	29	157	412	2207
ALIGAR MAHA VIDYALAYA, KAL ELIYA.	41	43	42	53	37	37	37	42	31	170	445	2394
SIRI MIHINDU MAHA VIDYALAYA, RADAWADUNNA.	87	45	42	38	39	40	45	42	31	170	445	2394
WEWELDENIYA M.V., WEWELDENIYA.	25	38	44	40	42	42	46	42	31	170	445	2394
DIVULAPITIYA SRI GNANAWASA M.V., DIVULAPITIYA.	102	41	43	41	40	43	39	41	34	182	471	2565
ALUTHEPOLA WALAGAMBA MAHA VIDYALAYA, WEGOWWA.	35	43	42	38	40	39	39	40	35	190	490	2712
DORANAGODA SRI RATHANAJOTHI VIDYALAYA, UDUGAMPOLA.	25	43	44	37	36	42	40	40	35	190	490	2712
MABODALA M.V., VEYANGODA.	24	39	33	40	39	43	46	40	35	190	490	2712
LOLUWAGODA KANISHTA VIDYALAYA, LOLUWAGODA.	26	44	43	35	41	40	36	40	35	190	490	2712
KEENADENIYA M.V., AMBEPUSSA.	60	40	42	37	41	39	41	40	35	190	490	2712
POLWATTA SRI RATANASARA M.VIDYALAYA MINUWANGODA.	70	36	41	41	41	37	36	39	40	201	514	2871
WEGOWWA KANISHTA V., MINUWANGODA.	42	34	42	45	42	34	35	39	40	201	514	2871
YATIYANA MAHA VIDYALAYA, MINUWANGODA.	43	37	37	42	40	41	37	39	40	201	514	2871
VEEDIYAWATTA SENARATH KANISHTA V., UDUGAMPOLA.	40	42	44	42	37	36	32	39	40	201	514	2871
PALLEWELA MAHA VIDYALAYA, PALLEWELA.	145	40	42	39	39	38	38	39	40	201	514	2871
BALABOWA KANISHTA VIDYALAYA, DEVALAPOLA.	28	41	40	35	34	37	40	38	45	213	542	2969
KATUWELLEGAMA NAVODYA MAHA VIDYALAYA KATUWELLEGAMA.	31	40	46	36	37	37	34	38	45	213	542	2969
KORASE RANASINGHE MAHA VIDYALAYA, UDUGAMPOLA.	26	37	40	38	35	36	39	38	45	213	542	2969
MELLAWAGEDARA ANAGARIKA DARMAPALA MAHA VIDYALAYA, MELLAWAGEDARA.	55	41	41	35	39	36	37	38	45	213	542	2969

* School Candidates (1st attempt)

School Performance Indices – G.C.E. (O/L) Examination – 2021

(Schools with 20 or more candidates)

Province	WESTERN
District	GAMPAHA
Edu. Zone	MINUWANGODA

School	No of Candidates*	Performance Indices of Subjects						School Performance Index	Rank of the School			
		Religion	First Language	English	Science	Mathematics	History		Edu. Zone	District	Province	Island
BANDURAGODA DHARMASOKA M.V., BANDURAGODA.	69	36	37	39	37	37	39	38	45	213	542	2969
POPE PAUL THE 6TH M.V., KATANA.	58	45	41	35	36	36	36	38	45	213	542	2969
GODIGAMUWA MAHA VIDYALAYA, AKARAGAMA.	60	36	39	33	39	38	37	37	51	227	572	3058
VERAGODAMULLA MAHA VIDYALAYA, HORAMPELLA.	34	42	39	36	36	30	38	37	51	227	572	3058
SIRI VIDYAKEERTHI KANISHTA VIDYALAYA, KAL ELIYA.	20	40	34	34	38	34	44	37	51	227	572	3058
HUNUMULLA MAHA VIDYALAYA, HUNUMULLA.	105	36	40	36	31	32	41	36	54	237	595	3161
KOPIWATTA KANISHTA VIDYALAYA, MINUWANGODA.	20	41	38	38	32	31	37	36	54	237	595	3161
KANDANGAMUWA MAHA VIDYALAYA, MIRIGAMA.	91	36	37	33	36	34	35	35	56	251	616	3224
THAWALAMPITIYA M.V., MIRIGAMA.	25	40	40	31	29	33	35	35	56	251	616	3224
HORAMPELLA SEELAWIMALA MAHA VIDYALAYA, HORAMPELLA.	69	34	36	30	32	35	34	34	58	258	632	3281
KUMBALOLUWA MAHA VIDYALAYA, VEYANGODA.	20	40	35	29	32	32	28	33	59	260	639	3325
DOROWWA MAHA VIDYALAYA VIA MIRIGAMA.	28	33	35	27	34	31	31	32	60	265	650	3361
SRI SIDDHARTA M.VIDYALAYA, DANOVITA.	22	36	30	27	36	30	30	32	60	265	650	3361
SRI SARANATISSA KANISHTA V., BADALGAMA.	45	35	28	29	29	35	30	31	62	271	662	3391
KARUNARATHNA BUDDHIST MAHA VIDYALAYA, KOTADENIYAWA.	44	31	30	30	28	30	30	30	63	277	672	3412
Total	5317											

* School Candidates (1st attempt)

School Performance Indices – G.C.E. (O/L) Examination – 2021

(Schools with 20 or more candidates)

Province | WESTERN
 District | GAMPAHA
 Edu. Zone | NEGOMBO

School	No of Candidates*	Performance Indices of Subjects						School Performance Index	Rank of the School			
		Religion	First Language	English	Science	Mathematics	History		Edu. Zone	District	Province	Island
AVE MARIA BALIKA VIDYALAYA, NEGOMBO.	246	70	66	79	64	66	63	68	1	9	26	68
MARIS STELLA COLLEGE, NEGOMBO.	174	62	59	75	67	66	64	66	2	11	37	100
NEWSTEAD BALIKA M.V., NEGOMBO.	261	66	65	70	62	66	62	65	3	17	49	122
MARIS STELLA COLLEGE, NEGOMBO THIMBIRIGASKATUWA BRANCH, THIMBIRIGASKATUWA.	161	58	58	69	63	63	60	62	4	24	71	176
LOYOLA COLLEGE, KOCHCHIKADE.	204	60	56	68	60	60	61	61	5	27	76	200
DE MAZENOD M.V., KANDANA.	267	58	57	69	60	63	61	61	5	27	76	200
BOLAWALANA AVE MARIYA CONVENT, NEGOMBO.	101	64	60	70	57	59	54	61	5	27	76	200
LOYOLA COLLEGE NEGOMBO, BOPITIYA BRANCH, PAMUNUGAMA.	120	58	57	63	62	61	60	60	8	31	88	229
ST. PETER'S VIDYALAYA, COL. 04, NEGOMBO BRANCH, NEGOMBO	119	56	54	78	52	58	53	59	9	34	95	252
ST. SEBASTIAN BALIKA M.V., KANDANA.	261	62	60	61	53	57	55	58	10	38	107	292
ST. JOSEPH'S COLLEGE COL 10, NEGOMBO BRANCH, NEGOMBO.	160	57	53	68	56	56	56	58	10	38	107	292
HARISCHANDRA NATIONAL COLLEGE, NEGOMBO.	353	54	54	61	57	57	55	56	12	45	118	388
ST. PETER'S M.V., NEGOMBO.	264	53	52	58	57	58	49	55	13	48	132	458
THOPPUWA ST. PHILIP NERI KANISHTA VIDYALAYA, KOCHCHIKADE.	31	53	46	56	48	51	61	53	14	55	159	610
WIJAYARATNAM HINDU CENTRAL COLLEGE, NEGOMBO.	95	54	54	60	51	50	51	53	14	55	159	610
NIMALA MARIYA BALIKA MAHA VIDYALAYA, JA-ELA.	209	54	56	56	49	50	48	52	16	62	175	720
SEVENTH DAY ADVENTIST HIGH SCHOOL, KANDANA.	101	45	48	66	51	50	48	51	17	68	188	837
SRI PANGNANANDA NATIONAL SCHOOL, KOTUGODA.	193	46	46	55	56	46	49	50	18	73	208	963
VIDYALANKARA MAHA VIDYALAYA. NEGOMBO.	122	45	47	53	52	54	47	50	18	73	208	963
AL-HILAL CENTRAL COLLEGE, NEGOMBO.	119	45	43	57	50	45	48	48	20	89	248	1269
KURANA ST. ANNE'S M.V., NEGOMBO.	71	47	51	50	47	46	44	48	20	89	248	1269
BATAGAMA SOUTH DHARMASOKA MAHA VIDYALAYA KANDANA.	77	48	50	48	45	46	48	48	20	89	248	1269
CHRIST KING M.M.V., JA-ELA.	176	47	44	50	48	50	47	48	20	89	248	1269
ST. MARY'S M.V., NEGOMBO.	157	45	40	55	50	52	42	47	24	102	274	1441
THALAHENA MAHA VIDYALAYA, NEGOMBO.	20	41	40	44	50	50	58	47	24	102	274	1441

School Performance Indices – G.C.E. (O/L) Examination – 2021

(Schools with 20 or more candidates)

Province | WESTERN
District | GAMPAHA
Edu. Zone | NEGOMBO

School	No of Candidates*	Performance Indices of Subjects						School Performance Index	Rank of the School			
		Religion	First Language	English	Science	Mathematics	History		Edu. Zone	District	Province	Island
JA-ELA JAYANTHI VIDYALAYA JA-ELA.	97	45	48	48	45	46	52	47	24	102	274	1441
WELIHENA SINHALA K.V., KOCHCHIKADE.	22	47	40	40	38	55	57	46	27	117	307	1639
KATUNAYAKA R.C. MAHA VIDYALAYA, KATUNAYAKA.	60	49	47	44	43	42	49	46	27	117	307	1639
SEEDUWA DAWISAMARA M.V., SEEDUWA.	206	45	45	49	49	43	43	46	27	117	307	1639
BANDARANAYAKA JUNIOR SECONDARY V., SEEDUWA.	27	47	48	43	44	44	45	45	30	132	341	1823
G.B. SENANAYAKE MAHA VIDYALAYA, EKALA.	78	45	41	53	37	43	51	45	30	132	341	1823
GONSALWES MAHA VIDYALAYA PAMUNUGAMA.	93	49	45	51	42	44	40	45	30	132	341	1823
AL-FALAH M.V., KOCHCHIKADE.	81	45	43	50	42	41	43	44	33	144	377	2013
KATANA VIDYALOKA M.V., KATANA.	56	47	48	43	42	39	42	44	33	144	377	2013
AMANDOLUWA M.V., SEEDUWA.	44	45	46	47	40	40	47	44	33	144	377	2013
AMBALANMULLA SRI JOTHIRATHANA K.V., SEEDUWA.	26	48	39	37	44	43	49	43	36	157	412	2207
DUWA K.V., NEGOMBO.	28	54	39	42	43	42	39	43	36	157	412	2207
MARIYA RAJENIE K. VIDYALAYA, KATANA.	77	44	51	46	39	39	38	43	36	157	412	2207
ANDIAMBALAMA M.V., ANDIAMBALAMA.	115	43	45	43	41	41	43	43	36	157	412	2207
NIWANDAMA JINARAJA M.V., JA-ELA.	133	44	46	42	41	43	40	43	36	157	412	2207
UDAMMITA DR.KULASINGHE MAHA VIDYALAYA, KOTUGODA.	66	41	47	45	39	43	40	43	36	157	412	2207
ST. SEBASTIAN'S MAHA VIDYALAYA, KANDANA.	171	44	42	44	43	44	39	43	36	157	412	2207
BATUWATTA M.V., BATUWATTA.	130	40	46	42	42	42	42	42	43	170	445	2394
ST. JOSEPH'S K.V., NEGOMBO.	72	43	40	43	42	42	37	41	44	182	471	2565
DUTUGAMUNU MAHA VIDYALAYA, THIMBIRIGASKATUWA.	154	44	43	39	38	43	41	41	44	182	471	2565
DALUWAKOTUWA ST.ANNE'S M.VIDYALAYA, KOCHCHIKADE.	123	41	40	49	37	42	39	41	44	182	471	2565
PEELLAWATTA DEVID DESILVA K. V. MINUWANGODA.	55	42	45	38	38	37	38	40	47	190	490	2712
HEENATIYANA DAHMALOKA M.V., MINUWANGODA.	53	42	41	39	32	43	37	39	48	201	514	2871
KADIRANA K.V., DEMANHANDIYA.	43	43	41	39	37	40	35	39	48	201	514	2871
PITIPANA M.V., NEGOMBO.	85	40	35	36	42	43	36	39	48	201	514	2871

School Performance Indices – G.C.E. (O/L) Examination – 2021

(Schools with 20 or more candidates)

Province | WESTERN
District | GAMPAHA
Edu. Zone | NEGOMBO

School	No of Candidates*	Performance Indices of Subjects						School Performance Index	Rank of the School			
		Religion	First Language	English	Science	Mathematics	History		Edu. Zone	District	Province	Island
ST. SEBASTHIYAN MAHA VIDYALAYA,, NEGOMBO.	64	40	36	46	29	43	32	38	51	213	542	2969
BASILICA MAHA VIDYALAYA, RAGAMA.	127	38	39	40	36	36	39	38	51	213	542	2969
BAMBUKULIYA JOHN DE BAPTIST MAHA VIDYALAYA, KOCHCHIKADE.	50	39	40	40	33	39	29	37	53	227	572	3058
DALUPATHA MAHA VIDYALAYA NEGOMBO.	48	37	40	40	31	35	36	37	53	227	572	3058
JEYARAJ FERNANDOPULLE MAHA VIDYALAYA NEGOMBO.	125	38	38	38	35	36	35	37	53	227	572	3058
PAMUNUGAMA M.V. PAMUNUGAMA.	131	37	38	40	36	35	37	37	53	227	572	3058
BOLAWALANA NIMALA MARIYA M.VIDYALAYA. NEGOMBO.	96	43	38	36	31	36	33	36	57	237	595	3161
KANDAWALA ST. JOSEPH'S JUNIOR SECONDARY VID. KATANA.	30	41	41	33	32	36	34	36	57	237	595	3161
MUNNAKKARAYA ST. NICKULA SINHALA MIXED VID. NEGOMBO.	66	43	32	38	31	37	34	36	57	237	595	3161
ST. SEBASTIAN'S M.V., NEGOMBO.	22	35	42	37	33	38	29	36	57	237	595	3161
HAPUGODA ST. MARY'S MODERN SCHOOL, KANDANA.	55	37	36	38	34	39	31	36	57	237	595	3161
ST. MARY'S MAHA VIDYALAYA, JA-ELA.	39	38	32	35	31	35	44	36	57	237	595	3161
ST.FRANCIS SALES JUNIOR SCHOOL, NEGOMBO.	31	35	33	43	29	34	33	35	63	251	616	3224
NAGODA ST JOHN THE BAPTIST MAHA VID., KANDANA.	71	36	37	39	33	31	32	35	63	251	616	3224
DELATHURA JUNIOR SECONDRY SCHOOL, JE-ELA.	22	38	31	27	31	50	32	35	63	251	616	3224
WEWALA ST. XAVIER'S M.V., JA-ELA.	40	37	35	34	29	32	35	34	66	258	632	3281
THOPPU R.C. TAMIL V., KOCHCHIKADE.	22	34	35	38	29	30	29	33	67	260	639	3325
NARANGODAPALUWA KARUNARATHNA M.VIDYALAYA BATUWATTA.	45	34	33	32	35	30	33	33	67	260	639	3325
USWETAKEIYAWA ST . MARY'S M.V. USWETAKEIYAWA.	60	36	34	32	35	30	32	33	67	260	639	3325
ST.JOSEPH JUNIOR SECONDARY SCHOOL, RAGAMA.	23	37	32	34	29	28	30	32	70	265	650	3361
KONDAGAMMULLA K.V., DEMANHANIDYA.	24	37	31	30	27	31	27	31	71	271	662	3391
OUR LADY OF MIRACLE MAHA VIDYALAYA, NEGOMBO.	33	34	35	29	27	29	33	31	71	271	662	3391
HOLY ROSARY COLLEGE, DEHIYAGATHA	24	36	30	28	34	29	28	31	71	271	662	3391
KOCHCHIKADE M.V., KOCHCHIKADE.	61	34	31	32	26	29	28	30	74	277	672	3412
Total	7466											

School Performance Indices – G.C.E. (O/L) Examination – 2021

(Schools with 20 or more candidates)

Province | WESTERN
District | GAMPAHA
Edu. Zone | KELANIYA

School	No of Candidates*	Performance Indices of Subjects						School Performance Index	Rank of the School			
		Religion	First Language	English	Science	Mathematics	History		Edu. Zone	District	Province	Island
GURUKULA M.V., KELANIYA.	350	63	68	66	67	65	65	66	1	11	37	100
VIHARA MAHA DEVI BALIKA VIDYALAYA, KELANIYA.	274	65	70	70	63	62	67	66	1	11	37	100
VISHAKA BALIKA MAHA VIDYALAYA, MAKOLA.	268	64	71	68	64	63	66	66	1	11	37	100
ST. JOSEPH'S COLLEGE, COL. 10, WATTALA BRANCH, WATTALA.	119	54	53	70	72	72	66	65	4	17	49	122
HENEGAMA M.M.V., HENEGAMA.	315	59	62	62	64	64	65	63	5	23	65	157
SRI DHARMALOKA M.M.V., KELANIYA.	351	56	62	64	64	63	61	62	6	24	71	176
KIRIMETIYAGARA HOLY FAMILY B.M.V., KADAWATA.	79	57	58	62	57	55	64	59	7	34	95	252
MAHAMAYA BALIKA MAHA VIDYALAYA, KADAWATHA.	179	58	62	58	54	56	57	58	8	38	107	292
ST. PAULS' BALIKA MAHA VIDYALAYA, KELANIYA.	126	61	61	61	55	57	54	58	8	38	107	292
HELENA WIJAYAWARDANA BALIKA VIDYALAYA, KELANIYA.	132	58	63	58	54	55	56	57	10	43	115	338
SAPUGASKANDA M.V., MAKOLA.	212	49	49	56	63	57	62	56	11	45	118	388
AL MAHMOOD VIDYALAYA, MALWANA.	43	56	52	56	49	51	57	54	12	51	142	527
SIRI SUMANA BUDDHIST VIDYALAYA, HEIYANTHUDUWA.	21	49	51	58	52	57	56	54	12	51	142	527
ENDERAMULLA ST. SEBASTIAN'S MAHA VIDYALAYA, WATTALA.	123	51	49	59	57	52	52	53	14	55	159	610
ZAHIRA M. VIDYALAYA, WATTALA.	34	54	56	58	43	58	46	53	14	55	159	610
KIRILLAWALA CENTRAL COLLEGE, KADAWATA.	289	49	51	56	55	50	55	53	14	55	159	610
ST. ANNE'S BALIKA M.V., WATTALA.	280	55	56	59	48	50	51	53	14	55	159	610
JANADHIPATHI VIDYALAYA, KADAWATHA.	152	45	48	52	53	53	55	51	18	68	188	837
DARANAGAMA MAHA VIDYALAYA, SIYAMBALAPE.	200	49	53	51	52	50	50	51	18	68	188	837
AL-MUBARAK CENTRAL COLLEGE, MALWANA.	133	49	45	58	50	51	49	50	20	73	208	963
AMBAGASPITIYA MAHA VIDYALAYA, AMBAGASPITIYA.	53	49	50	46	48	54	54	50	20	73	208	963
KADAWATHA M.M.V., KADAWATHA.	152	48	50	52	51	50	49	50	20	73	208	963
KARUNARATNA BUDDHIST MAHA VIDYALAYA, RAGAMA.	259	46	50	52	54	50	50	50	20	73	208	963
GONAHENA S.K.K. SOORARACHCHI M.V., KADAWATA.	126	47	49	49	53	53	46	50	20	73	208	963
KENDALIYADDAPALUWA JAYAKODY MAHA VIDYALAYA, GANEMULLA.	147	49	49	48	48	50	48	49	25	85	235	1114

School Performance Indices – G.C.E. (O/L) Examination – 2021

(Schools with 20 or more candidates)

Province | WESTERN
District | GAMPAHA
Edu. Zone | KELANIYA

School	No of Candidates*	Performance Indices of Subjects						School Performance Index	Rank of the School			
		Religion	First Language	English	Science	Mathematics	History		Edu. Zone	District	Province	Island
MAHABODHI VIDYALAYA, HENEGAMA.	76	43	48	49	49	54	48	49	25	85	235	1114
D.A.RAJAPAKSHA VIDYALAYA, KELANIYA.	77	48	46	49	51	46	48	48	27	89	248	1269
WEDAMULLA MAHA VIDYALAYA, KELANIYA.	74	48	51	50	45	45	46	48	27	89	248	1269
NAYAKAKANDA GOOD SHEPHERD'S BALIKA M.V., WATTALA	163	51	50	53	44	45	45	48	27	89	248	1269
ST. ANTHONY'S NATIONAL SCHOOL, WATTALA.	266	43	43	55	48	48	48	48	27	89	248	1269
GONGITHOTA VIDYASADAKA MAHA VIDYALAYA, WATTALA.	29	44	41	47	53	50	49	47	31	102	274	1441
HEIYANTHUDUWA MAHINDA VIDYALAYA, HEIYANTUDUWA.	63	51	49	43	50	46	45	47	31	102	274	1441
BATEPOLA MAHA VIDYALAYA, WATHURUGAMA.	67	44	43	44	52	44	50	46	33	117	307	1639
BIYAGAMA M.M.V., BIYAGAMA.	271	45	46	44	46	45	48	46	33	117	307	1639
DUTUGEMUNU MAHA VIDYALAYA, PELIYAGODA.	20	48	44	49	40	45	51	46	33	117	307	1639
SRI RATANAPALA M.V., WATTALA.	44	37	39	60	48	45	47	46	33	117	307	1639
ST. FRANCIS MAHA VIDYALAYA, KELANIYA.	105	43	44	49	43	45	50	46	33	117	307	1639
WEBODA NORTH VIDYADEEPA M.V., WEBODA.	66	44	46	49	46	43	45	46	33	117	307	1639
HEENKENDA MAHA VIDYALAYA, RAGAMA.	108	45	45	46	47	45	41	45	39	132	341	1823
VIDYALOKA MAHA VIDYALAYA, WATTALA.	66	46	49	45	45	43	42	45	39	132	341	1823
VIDYALOKA VIDYALAYA, KADAWATHA.	98	42	45	45	46	44	47	45	39	132	341	1823
SUBASHI RAJAKEEYA M.VIDYALAYA, MALWANA.	47	49	50	41	44	41	46	45	39	132	341	1823
ERiyawetiya Sri Sumangala M.V., KELANIYA.	94	43	44	47	41	49	46	45	39	132	341	1823
DON BOSCO VIDYALAYA, WATTALA.	21	43	41	50	48	40	44	44	44	144	377	2013
ELAPITIWELA CHANDRAWANSHA KANISHTA SECONDARY SCHOOL, RAGAMA.	33	48	51	39	43	40	45	44	44	144	377	2013
PILAPITIYA JANADHIPATHI VIDYALAYA, KELANIYA.	98	44	45	42	44	43	43	44	44	144	377	2013
BUTHPITIYA M.V., BUTHPITIYA.	48	45	42	38	46	41	47	43	47	157	412	2207
SANGAMITTA VIDYALAYA, HEIYANTUDUWA.	66	41	48	46	46	41	38	43	47	157	412	2207
YATIHENA KANISHTA VIDYALAYA, MALWANA.	55	48	48	36	40	41	40	42	49	170	445	2394
KELANI MAHA VIDYALAYA, KELANIYA.	106	37	38	48	38	41	41	41	50	182	471	2565

* School Candidates (1st attempt)

School Performance Indices – G.C.E. (O/L) Examination – 2021

(Schools with 20 or more candidates)

Province | WESTERN
District | GAMPAHA
Edu. Zone | KELANIYA

School	No of Candidates*	Performance Indices of Subjects						School Performance Index	Rank of the School			
		Religion	First Language	English	Science	Mathematics	History		Edu. Zone	District	Province	Island
WANAWASALA NAGASENA VIDYALAYA, KELANIYA.	21	39	37	50	31	39	49	41	50	182	471	2565
BOLLEGALA MAHA VIDYALAYA, GONAWALA.	44	36	39	38	43	41	42	40	52	190	490	2712
ENDERAMULLA RAHULA K.VIDYALAYA, WATTALA.	25	36	32	42	43	39	50	40	52	190	490	2712
KRISTHURAJA VIDYALAYA, WATTALA.	63	37	37	40	47	36	40	40	52	190	490	2712
WEBODA MAHA VIDYALAYA, WEBODA.	27	40	41	36	43	41	38	40	52	190	490	2712
UDUPILA WEERA VIJAYABA M. VIDYALAYA, DELGODA.	111	37	38	40	43	41	43	40	52	190	490	2712
DALUPITIYA VIDYACHANDRA KANISTA VIDYALAYA, KADAWATA.	23	29	30	47	37	41	47	39	57	201	514	2871
KADAWATHA ROMAN CATHOLIC PRIMARY SCHOOL, KADAWATHA.	26	39	37	39	35	39	42	39	57	201	514	2871
KAHATANA KANISHTA VIDYALAYA, HENEGAMA.	28	47	36	39	38	40	34	39	57	201	514	2871
BANDARANAYAKA M.V., WATTALA.	57	36	41	46	37	39	35	39	57	201	514	2871
AL ASHRAF M.V., WATTALA.	50	46	41	42	36	32	33	38	61	213	542	2969
SRI DHEERANANDA VIDYATHANA PIRIVENA, MAKOLA.	114	35	38	38	41	38	39	38	61	213	542	2969
SRI PEMANANDA M.V., KADAWATHA.	25	40	44	31	39	34	34	37	63	227	572	3058
AL-MUSTHAFA VIDYALAYA, MALWANA.	20	44	44	39	27	31	30	36	64	237	595	3161
DHARMARAJA VID., RAGAMA.	37	41	38	34	36	34	31	36	64	237	595	3161
ST. MARY'S SCHOOL, WATTALA.	38	33	36	42	29	43	34	36	64	237	595	3161
VIDYARTHA KANISHTA VIDYALAYA, HENEGAMA.	21	42	36	35	34	37	31	36	64	237	595	3161
NAYAKAKANDA ARCHBISHOP'S COLLEGE. WATTALA.	65	37	32	36	32	36	34	35	68	251	616	3224
NELIGAMA SRI SANGAMITTA VIDYALAYA, RAGAMA.	30	41	36	33	32	34	33	35	68	251	616	3224
MATTUMAGALA R.C. VIDYALAYA, RAGAMA.	45	33	35	41	30	31	27	33	70	260	639	3325
DIKOWITA SHASTRALOKA VIDYALAYA, WATTALA.	20	39	33	33	28	29	32	32	71	265	650	3361
KANDUBODA MAHA VIDYALAYA, DELGODA.	21	40	36	31	29	30	28	32	71	265	650	3361
KALYANI PRADEEPA UNIVERSITY PIRIVENA, DELGODA.	82	34	34	28	29	32	36	32	71	265	650	3361
DESHAMANYA H.K.DHARMADASA VIDYALAYA PELIYAGODA.	61	33	30	34	31	33	25	31	74	271	662	3391
Total	7632											

School Performance Indices – G.C.E. (O/L) Examination – 2021

(Schools with 20 or more candidates)

Province | WESTERN
District | KALUTARA
Edu. Zone | KALUTARA

School	No of Candidates*	Performance Indices of Subjects						School Performance Index	Rank of the School			
		Religion	First Language	English	Science	Mathematics	History		Edu. Zone	District	Province	Island
PANADURA BALIKA M.V., PANADURA.	178	78	78	80	79	78	80	79	1	1	3	4
ST. JOHN'S BALIKA VIDYALAYA, PANADURA.	113	66	69	76	64	62	63	67	2	4	32	83
HOLY FAMILY CONVENT, KALUTARA SOUTH.	122	67	69	71	61	63	64	66	3	5	37	100
KALUTARA BALIKA M.V., KALUTARA.	263	65	69	67	64	63	66	66	3	5	37	100
AGAMETHI BALIKA VIDYALAYA, PANADURA.	224	68	65	66	64	64	63	65	5	8	49	122
GOOD SHEPHERD CONVENT VIDYALAYA, PANADURA.	85	68	70	66	59	63	62	65	5	8	49	122
SRI SUMANGALA BALIKA MAHA VIDYALAYA, PANADURA.	267	68	64	68	63	63	64	65	5	8	49	122
KALUTARA M.V., KALUTARA.	222	55	59	63	66	61	62	61	8	13	76	200
SRI SUMANGALA BOYS' M. VIDYALAYA, PANADURA.	261	58	55	64	65	60	62	61	8	13	76	200
HOLY CROSS COLLEGE, KALUTARA.	120	55	55	67	61	57	61	59	10	17	95	252
GNaNODAYA MAHA VIDYALAYA, KALUTARA SOUTH.	138	53	56	56	58	55	59	56	11	19	118	388
ST. ANTHONY'S BALIKA M. VIDYALAYA, PANADURA.	133	58	60	56	53	54	52	56	11	19	118	388
AL FASIYATHUL NASRIYA MUSLIM BALIKA MAHA VIDYALAYA, BERUWALA.	71	56	54	61	52	53	53	55	13	23	132	458
ALUTGAMWEEDIYA MUSLIM BALIKA MADHYA MAHA VIDYALAYA, DHARGA TOWN.	62	52	55	61	51	50	53	54	14	27	142	527
SANGAMITTA BALIKA MAHA VIDYALAYA, ALUTHGAMA.	104	55	55	54	50	53	54	54	14	27	142	527
TISSA M.M.V., KALUTARA NORTH.	221	53	54	53	57	52	54	54	14	27	142	527
WELAPURA NAVODYA MAHA VIDYALAYA, KALUTARA.	152	53	53	55	54	52	55	54	14	27	142	527
DODAMGODA MIRISWATTA MAHA VIDYALAYA, DODAMGODA.	149	54	53	49	51	53	55	53	18	33	159	610
MUSLIM BALIKA MAHA VIDYALAYA, KALUTARA.	85	54	55	60	50	54	47	53	18	33	159	610
RAJAKEEYA VIDYALAYA, PANADURA.	305	48	45	58	59	55	54	53	18	33	159	610
JEELAN MADHYA MAHA VIDYALAYA, PANADURA.	126	53	51	62	51	49	48	52	21	36	175	720
WALANA MAHANAMA MAHA VIDYALAYA, PANADURA.	196	52	50	52	55	51	53	52	21	36	175	720
ALUTHGAMA M.V., ALUTHGAMA.	129	47	48	53	56	50	54	51	23	39	188	837
BOLOSSAGAMA MAHA VIDYALAYA, KALUTARA.	40	47	55	50	49	46	58	51	23	39	188	837

School Performance Indices – G.C.E. (O/L) Examination – 2021

(Schools with 20 or more candidates)

Province | WESTERN
District | KALUTARA
Edu. Zone | KALUTARA

School	No of Candidates*	Performance Indices of Subjects						School Performance Index	Rank of the School			
		Religion	First Language	English	Science	Mathematics	History		Edu. Zone	District	Province	Island
WADDUWA BALIKA VIDYALAYA, WADDUWA.	65	57	50	54	50	51	46	51	23	39	188	837
WADDUWA M.M.V., WADDUWA.	228	51	48	51	52	54	48	51	23	39	188	837
HOLY ANGEL'S GIRLS SCHOOL, PAYAGALA.	27	62	54	50	46	47	46	51	23	39	188	837
HOLY CROSS VIDYALAYA, KALUTARA PAYAGALA BRANCH, PAYAGALA.	73	53	51	53	49	51	49	51	23	39	188	837
AL-HASSANIYA MAHA VIDYALAYA, MAGGONA.	26	52	52	59	40	52	44	50	29	48	208	963
NALEEM HAJIAR LADIES COLLEGE , BERUWALA.	205	52	51	64	44	45	42	50	29	48	208	963
KALAWILA KANISHTA VIDYALAYA, BERUWALA.	28	52	49	43	54	49	55	50	29	48	208	963
KATUKURUNDA DHARMAPALA MAHA VIDYALAYA, KALUTARA.	105	45	47	52	55	50	51	50	29	48	208	963
JANADHIPATHI VIDYALAYA, DODAMGODA.	40	47	51	47	55	50	48	50	29	48	208	963
MUNHENA KANISHTA VIDYALAYA, MAGGONA.	85	48	51	43	49	50	53	49	34	56	235	1114
D.S SENANAYAKA NATIONAL SCHOOL, BERUWALA.	96	48	51	51	49	50	46	49	34	56	235	1114
KATUKURUNDA R.C. MAHA VIDYALAYA, KALUTARA	51	51	48	48	53	43	45	48	36	58	248	1269
MAGGONA ST. MARY'S KANISHTA VIDYALAYA, MAGGONA.	41	52	47	48	43	48	47	48	36	58	248	1269
MALAMULLA MAHA VIDYALAYA, PANADURA.	61	49	51	45	45	48	47	48	36	58	248	1269
NEBODA MAHA VIDYALAYA, NEBODA.	73	47	51	43	44	47	53	48	36	58	248	1269
BOMBUWALA SRI DARMALOKA MAHA VIDYALAYA, BOMBUWALA.	130	45	53	42	49	45	45	47	40	65	274	1441
MUSLIM CENTRAL COLLEGE , KALUTARA	153	45	36	60	50	42	47	47	40	65	274	1441
POTHUWILA MAHA VIDYALAYA, PAYAGALA.	221	48	51	41	48	46	49	47	40	65	274	1441
ST. JOHN'S MAHA VIDYALAYA, PANADURA.	272	48	44	48	45	44	45	46	43	79	307	1639
SRI GNANISSARA M.V., DHARGA TOWN.	137	46	45	42	47	46	50	46	43	79	307	1639
ALAWIYA MUSLIM MAHA VIDYALAYA, PANADURA.	34	43	44	50	47	46	41	45	45	89	341	1823
BANDARANAYAKA MAHA VIDYALAYA, PAYAGALA.	104	49	45	45	44	42	42	45	45	89	341	1823
MUSAEUS KANISHTA SCHOOL, KALUTARA NORTH.	73	48	43	44	44	47	43	45	45	89	341	1823
POTUPITIYA MAHA VIDYALAYA, WADDUWA.	112	48	42	44	48	46	44	45	45	89	341	1823

School Performance Indices – G.C.E. (O/L) Examination – 2021

(Schools with 20 or more candidates)

Province | WESTERN
District | KALUTARA
Edu. Zone | KALUTARA

School	No of Candidates*	Performance Indices of Subjects						School Performance Index	Rank of the School			
		Religion	First Language	English	Science	Mathematics	History		Edu. Zone	District	Province	Island
UGGALBADA M.V., KALUTARA NORTH.	113	46	47	43	45	41	50	45	45	89	341	1823
BAUDDALOKA M.V., PANADURA.	115	45	47	44	44	45	43	45	45	89	341	1823
DESHASTHRA BALIKA VIDYALAYA, KALUTARA NORTH.	23	51	47	44	41	45	38	44	51	100	377	2013
DIYAGAMA MAHA VIDYALAYA, GALPATHA.	46	48	48	39	46	42	43	44	51	100	377	2013
PAYAGALA SAMUDRADEVI BALIKA VIDYALAYA PAYAGALA.	41	48	47	43	50	39	37	44	51	100	377	2013
DODAMGODA MAHA VIDYALAYA, DODAMGODA.	103	43	47	41	41	42	43	43	54	109	412	2207
PADAGODA M.V., BERUWALA.	58	42	46	38	42	42	48	43	54	109	412	2207
ST. JOHN MAHA VIDYALAYA, KALUTARA.	114	42	47	45	45	38	41	43	54	109	412	2207
WADDUWA DHARMAPALA MAHA VIDYALAYA, WADDUWA.	40	45	36	40	46	42	46	43	54	109	412	2207
DIYALAGODA M.V., MAGGONA.	28	49	38	44	44	37	46	43	54	109	412	2207
AL-HAMBARA VIDYALAYA, DHARGA TOWN.	116	42	45	48	37	38	40	42	59	119	445	2394
BERUWALA R.C. KANISHTA VIDYALAYA, BERUWALA.	20	42	44	39	33	49	43	42	59	119	445	2394
MAGALKANDA BAUDDHA KANISHTA VIDYALAYA, MAGGONA.	35	39	39	38	46	47	41	42	59	119	445	2394
NAGODA MAHA VIDYALAYA, BOMBUWALA.	61	41	44	41	43	42	40	42	59	119	445	2394
WALATARA KANISHTA VIDYALAYA, BERUWALA.	25	44	38	28	55	47	39	42	59	119	445	2394
MORONTUDUWA DHAMMANANDA MAHA VIDYALAYA, MORONTUDUWA.	128	42	42	39	43	41	41	41	64	127	471	2565
GAMAGODA KANISHTA VIDYALAYA, KALUTARA.	26	37	41	38	51	43	33	41	64	127	471	2565
I.L.M.SAMSUDEEN VIDYALAYA, BERUWALA.	57	42	40	50	32	40	36	40	66	135	490	2712
HALKANDAWILA MAHA VIDYALAYA, PAYAGALA.	108	43	39	31	41	41	38	39	67	140	514	2871
HORETHUDUWA SRI CHANDRASEKARA MAHA VIDYALAYA, KESELWATTA.	57	37	41	44	37	36	39	39	67	140	514	2871
ZAM REFAI HAJIAR MAHA VIDYALAYA, BERUWALA.	172	41	38	48	34	34	40	39	67	140	514	2871
ILMA MUSLIM VIDYALAYA PANADURA.	25	38	40	40	30	39	38	38	70	148	542	2969
ARIYAWANSA M.V., BERUWALA.	99	41	40	36	35	38	39	38	70	148	542	2969
MORAGALLA KANISHTA VIDYALAYA, BERUWALA.	23	37	36	40	41	43	31	38	70	148	542	2969

School Performance Indices – G.C.E. (O/L) Examination – 2021

(Schools with 20 or more candidates)

Province	WESTERN
District	KALUTARA
Edu. Zone	KALUTARA

School	No of Candidates*	Performance Indices of Subjects						School Performance Index	Rank of the School			
		Religion	First Language	English	Science	Mathematics	History		Edu. Zone	District	Province	Island
RAJAGURU SRI SUBHUTHI VIDYALAYA, WASKADUWA.	41	42	39	32	38	39	40	38	70	148	542	2969
ST. ANTHONY'S BOYS M.V., PANADURA.	41	35	36	40	37	42	37	38	70	148	542	2969
ZAHIRA MAHA VIDYALAYA, DHARGA TOWN.	113	42	38	47	33	36	34	38	70	148	542	2969
SRI THAKSALA M.V., KESELWATTA.	43	36	40	42	38	37	33	38	70	148	542	2969
AL-FAHRIYA MADHYA MAHA VIDYALAYA, PANADURA.	145	41	35	45	32	36	35	37	77	157	572	3058
KATUKURUNDA BAUDDHA KANISHTA VIDYALAYA, KALUTARA.	20	36	38	32	40	34	43	37	77	157	572	3058
KUDAHEENATIYANGALA SIRI SEEVALI MV., KALUTARA	29	43	37	30	36	32	41	37	77	157	572	3058
NALLURUWA SIRI SEEVALI MAHA VIDYALAYA, PANADURA.	26	38	33	40	34	38	36	37	77	157	572	3058
PALAYANGODA KANISHTA VIDYALAYA, PAYAGALA.	21	40	36	33	30	39	42	37	77	157	572	3058
ST. MARY'S MAHA VIDYALAYA, WADDUWA.	20	37	30	44	45	33	35	37	77	157	572	3058
AL-HUMAISARA CENTRAL COLLEGE, BERUWALA.	153	35	29	46	30	34	29	34	83	166	632	3281
BHARATHY TAMIL VIDYALAYA TEBUWANA.	36	36	35	38	33	36	27	34	83	166	632	3281
DELDUWA KANISHTA VIDYALAYA, WADDUWA.	26	40	37	28	31	38	25	33	85	168	639	3325
UPADHYAYA VIDYALAYA, PANADURA.	43	33	33	33	32	34	33	33	85	168	639	3325
BERUWALA BAUDDHA KANISHTA VIDYALAYA, BERUWALA.	20	28	25	33	26	22	39	29	87	174	675	3425
Total	8616											

* School Candidates (1st attempt)

School Performance Indices – G.C.E. (O/L) Examination – 2021

(Schools with 20 or more candidates)

Province | WESTERN
District | KALUTARA
Edu. Zone | MATUGAMA

School	No of Candidates*	Performance Indices of Subjects						School Performance Index	Rank of the School			
		Religion	First Language	English	Science	Mathematics	History		Edu. Zone	District	Province	Island
C.W.W.KANNANGARA MADHYA MAHA VIDYALAYA, MATUGAMA.	343	67	67	66	68	68	70	68	1	3	26	68
ANANDA SASTHRALAYA, MATUGAMA.	358	65	66	63	68	68	67	66	2	5	37	100
ST. MARY'S CLUSTER VIDYALAYA, MATUGAMA.	264	54	56	53	55	55	56	55	3	23	132	458
WELIPENNA SINHALA KANISHTA VIDYALAYA, WELIPENNA.	37	65	49	54	49	53	60	55	3	23	132	458
D.D.ATHULATHMUDALI KANISHTA VIDYALAYA, MATUGAMA.	81	55	52	50	56	55	57	54	5	27	142	527
E.W.ADIKARAM MAHA VIDYALAYA, MATUGAMA.	85	52	55	50	53	54	57	54	5	27	142	527
DICKHENA KANSIHTA V., BADURALIYA.	21	50	55	47	46	47	58	51	7	39	188	837
MIHINDU MADHYA MAHA VIDYALAYA, AGALAWATTA.	245	50	53	50	50	52	52	51	7	39	188	837
NAVUTTUDUWA MAHA VIDYALAYA, NAVUTTUDUWA.	68	51	52	44	54	54	52	51	7	39	188	837
MIRISWATTA MAHA VIDYALAYA, PELAWATTA.	64	47	48	50	57	50	49	50	10	48	208	963
MAKALANDAWA ADARSHA KANISHTA VIDYALAYA, WALALLAWI	27	52	45	41	49	46	53	48	11	58	248	1269
COLVIN R. DE SILVA M.V., ITTAPANA.	90	48	43	39	49	52	49	47	12	65	274	1441
KAMBURAWALA CLUSTER VIDYALAYA, BADURALIYA.	219	46	46	47	48	48	48	47	12	65	274	1441
MERRIL KARIYAWASAM M.M.V., MEEGAHATENNA.	149	43	45	45	52	50	47	47	12	65	274	1441
PANTHIYA MAHA VIDYALAYA, MATUGAMA.	55	51	48	45	47	44	48	47	12	65	274	1441
WALAGEDARA MAHA VIDYALAYA, WALAGEDARA.	152	47	45	41	47	53	49	47	12	65	274	1441
HORAWALA MAHA VIDYALAYA, WELIPENNA.	76	44	43	42	44	47	54	46	17	79	307	1639
MORAPITIYA VEEDIYABANDARA M.V., MORAPITIYA.	74	43	47	46	46	48	48	46	17	79	307	1639
WALALLAWITA M.V., WALALLAWITA.	50	38	41	41	57	51	49	46	17	79	307	1639
HALWALA C.W.W. KANNANGARA V., VIA MATUGAMA.	25	50	44	39	43	48	47	45	20	89	341	1823
MOLKAWA MAHA V., AGALAWATTA.	34	46	47	44	39	44	47	45	20	89	341	1823
BADURALIYA ADARSHA KANISHTA V., BADURALIYA.	74	41	49	43	45	45	43	44	22	100	377	2013
BELLANA MAHA VIDYALAYA, BELLANA.	44	45	45	40	43	43	45	44	22	100	377	2013
SRI PIYARATHANA MAHA VIDYALAYA, AGALAWATTA.	32	43	45	42	40	41	53	44	22	100	377	2013

School Performance Indices – G.C.E. (O/L) Examination – 2021

(Schools with 20 or more candidates)

Province	WESTERN
District	KALUTARA
Edu. Zone	MATUGAMA

School	No of Candidates*	Performance Indices of Subjects						School Performance Index	Rank of the School			
		Religion	First Language	English	Science	Mathematics	History		Edu. Zone	District	Province	Island
KEVITIYAGALA MAHA VIDYALAYA, POLGAMPOLA.	30	39	38	36	46	47	53	43	25	109	412	2207
YATIYANA KANISHTA VIDYALAYA, AGALAWATTA.	25	49	44	42	36	40	44	43	25	109	412	2207
YATADOLA KANISHTA VIDYALAYA, NAVUTTUDUWA.	28	44	42	36	44	40	46	42	27	119	445	2394
HEDIGALLE SRI VIPULASIRI K. VIDYALAYA GURULUBEDDA.	23	43	43	39	38	38	46	41	28	127	471	2565
PELAWATTA MAHA VIDYALAYA, PELAWATTA.	31	40	37	37	47	37	48	41	28	127	471	2565
HEDIGALLA JANAPADA M.V., BADURALIYA.	35	41	41	38	37	36	39	39	30	140	514	2871
OVITIGALA M.V., MATUGAMA.	24	42	38	39	38	37	39	39	30	140	514	2871
WELIPENNA RAHAMANIYA MUSLIM MAHA VIDYALAYA, WELIPENNA.	60	42	43	41	36	33	38	39	30	140	514	2871
MEEGAMA KANISHTA VIDYALAYA, DHARGA TOWN.	32	35	37	32	32	40	34	35	33	165	616	3224
KALAIMAGAL TAMIL VIDYALAYA, MATUGAMA.	48	36	41	34	22	31	31	33	34	168	639	3325
LIHINIYAWA JUNIOR SECONDARY VIDYALAYA, MEEGAHATENNA.	31	37	31	25	30	29	34	31	35	173	662	3391
Total	3034											

* School Candidates (1st attempt)

School Performance Indices – G.C.E. (O/L) Examination – 2021

(Schools with 20 or more candidates)

Province | WESTERN
District | KALUTARA
Edu. Zone | HORANA

School	No of Candidates*	Performance Indices of Subjects						School Performance Index	Rank of the School			
		Religion	First Language	English	Science	Mathematics	History		Edu. Zone	District	Province	Island
THAKSHILA M.M.V., HORANA.	321	76	78	81	81	78	79	79	1	1	3	4
SRIPALI M.V., HORANA.	310	59	61	64	65	62	65	63	2	11	65	157
PRAJAPATHI BALIKA V., HORANA.	133	58	64	63	60	60	67	62	3	12	71	176
ASOKA VIDYALAYA, HORANA.	119	56	56	80	60	58	58	61	4	13	76	200
HORANA DON PEDRICK MAHA VIDYALAYA, HORANA.	180	58	60	57	61	58	64	60	5	16	88	229
HORANA RAJAKEEYA VIDYALAYA, HORANA.	300	57	56	59	61	61	59	59	6	17	95	252
GALPATHA KANISHTA VID., KALUTARA.	29	51	52	50	61	60	63	56	7	19	118	388
PORUWADANDA KALUPAHANA KANISHTA VIDYALAYA, PORUWADANDA.	20	49	45	55	70	67	48	56	7	19	118	388
THAKSHILA MAHA VIDYALAYA, HORANA.	283	54	55	55	54	55	56	55	9	23	132	458
BANDARAGAMA M.M.V., BANDARAGAMA.	177	50	51	55	53	53	52	52	10	36	175	720
DIWALAKADA KANISHTA VIDYALAYA, BULATHSINGHALA.	21	50	50	48	47	58	48	50	11	48	208	963
HALWATURA TAMIL VIDYALAYA, BULATHSINGHALA.	37	49	52	46	39	51	62	50	11	48	208	963
UDUWA KANISHTA VIDYALAYA, KALUTARA.	20	44	40	52	66	47	37	48	13	58	248	1269
WALGAMA SRI SADDHATISSA MAHA VIDYALAYA, BANDARAGAMA.	132	46	46	48	48	49	49	48	13	58	248	1269
BULATHSINGHALA MADHYA MAHA VIDYALAYA, BULATHSINGHALA.	186	45	49	44	46	48	47	47	15	65	274	1441
NAMBAPANA KANISHTA VIDYALAYA, INGIRIYA.	31	44	52	46	50	42	49	47	15	65	274	1441
SRI MEDHANKARA MAHA VIDYALAYA, HORANA.	174	46	48	45	46	46	50	47	15	65	274	1441
URUGALA SRI DHARMALOKA KANISHTA VIDYALAYA, INGIRIYA.	41	41	43	48	57	56	38	47	15	65	274	1441
VEYANGALLA MUSLIM V., AGALAWATTA.	35	52	44	49	42	45	50	47	15	65	274	1441
WEVITA MAITHRI MAHA VIDYALAYA, BANDARAGAMA.	213	44	45	48	47	48	48	47	15	65	274	1441
KIDELPITIYA SRI SARALANKARA M.V., BANDARAGAMA.	92	46	49	46	48	47	42	46	21	79	307	1639
NAHALLA SRI REWATHA MAHA VIDYALAYA, NEBODA.	62	45	44	44	46	43	53	46	21	79	307	1639
PALANNORUWA M.M.V., GONAPOLA JUNCTION.	160	43	46	46	45	46	47	46	21	79	307	1639
DEEPALOKA MAHA VIDYALAYA, NEBODA.	32	53	43	49	43	43	46	46	21	79	307	1639

School Performance Indices – G.C.E. (O/L) Examination – 2021

(Schools with 20 or more candidates)

Province | WESTERN
District | KALUTARA
Edu. Zone | HORANA

School	No of Candidates*	Performance Indices of Subjects						School Performance Index	Rank of the School			
		Religion	First Language	English	Science	Mathematics	History		Edu. Zone	District	Province	Island
VIDYARATNA VIDYATHANA PIRIVENA, HORANA.	222	46	45	47	42	47	47	46	21	79	307	1639
ARUGGODA SRI PARAKRAMA M.V., PANADURA.	73	46	42	38	44	50	48	45	26	89	341	1823
DOMBAGODA SEELARATHANA CLUSTER SCHOOL, HORANA.	69	45	46	41	47	47	43	45	26	89	341	1823
YATAGAMPITIYA KANISHTA VIDYALAYA, BULATHSINHALA.	21	48	44	39	47	44	47	45	26	89	341	1823
AL-GAZZALY MUSLIM MAHA VIDYALAYA, BANDARAGAMA.	150	44	40	49	52	41	40	44	29	100	377	2013
AMARA GEDARA KANISHTA VIDYALAYA, BULATHSINGHALA.	27	50	46	34	43	42	47	44	29	100	377	2013
HANDAPANGODA MAHA VIDYALAYA, HANDAPANGODA.	84	41	43	48	46	39	46	44	29	100	377	2013
BOTALEGAMA MAHA VIDYALAYA, BULATHSINHALA.	35	39	43	44	47	43	39	43	32	109	412	2207
KUDALIGAMA MAHA VIDYALAYA, NEBODA.	21	46	40	31	40	43	56	43	32	109	412	2207
MAPUTUGALA MAHA VIDYALAYA, PORUWEDANDA.	60	42	46	42	47	37	42	43	32	109	412	2207
MILLAKANDA TAMIL VIDYALAYA, BULATHSINGHALA.	29	42	43	42	30	42	55	42	35	119	445	2394
SRI SUMANGALA MAHA VIDYALAYA, GONAPALA JUNCTION.	74	41	46	38	41	43	41	42	35	119	445	2394
GAMINI M.M.V., INGIRIYA.	229	41	41	42	38	41	41	41	37	127	471	2565
MADURAWALA MAHA VIDYALAYA, ANGURUWATOTA.	67	40	42	39	40	39	44	41	37	127	471	2565
MORAGAAHENA MAHA VIDYALAYA, MILLEWA.	123	41	43	38	39	39	43	41	37	127	471	2565
SIRIMEWAN MAHA VIDYALAYA, POKUNUWITA.	31	38	38	42	43	42	44	41	37	127	471	2565
MAHAWILA KANISHTA VIDYALAYA, PANADURA.	63	40	36	43	42	44	36	40	41	135	490	2712
PATHAHAWATTA SRI SWARNAJOTHI M.V., BANDARAGAMA.	77	38	39	35	39	41	45	40	41	135	490	2712
REMUNA MAHA VIDYALAYA, ANGURUWATOTA.	82	43	45	36	37	37	40	40	41	135	490	2712
ALUBOMULLA S. MAHINDA MAHA VIDYALAYA, ALUBOMULLA.	108	40	37	41	40	42	41	40	41	135	490	2712
MEEWANAPALANA MAHA VIDYALAYA, MEEWANAPALANA.	68	41	43	34	36	37	44	39	45	140	514	2871
PARAGASTOTA VIDYALOKA MAHA VIDYALAYA, PARAGASTOTA.	52	40	44	35	38	39	36	39	45	140	514	2871
POLEGODA MAHA VIDYALAYA, MAHAGAMA.	94	39	36	34	38	39	39	38	47	148	542	2969
UDUWARA KANISHTA VIDYALAYA, ANGURUWATOTA.	29	43	42	39	33	34	39	38	47	148	542	2969

School Performance Indices – G.C.E. (O/L) Examination – 2021

(Schools with 20 or more candidates)

Province	WESTERN
District	KALUTARA
Edu. Zone	HORANA

School	No of Candidates*	Performance Indices of Subjects						School Performance Index	Rank of the School			
		Religion	First Language	English	Science	Mathematics	History		Edu. Zone	District	Province	Island
GOVINNA MAHA VIDYALAYA, GOVINNA.	69	39	39	33	34	36	38	37	49	157	572	3058
MILLANIYA SRI DEWARAKSHITHA MAHA VIDYALAYA, MILLANIYA.	103	41	39	35	35	35	39	37	49	157	572	3058
HANDAPANGODA SAGARA PALANSOORIYA MAHA VIDYALAYA, HANDAPANGODA	24	33	35	28	36	31	35	33	51	168	639	3325
PELPOLA KANISHTA VIDYALAYA, GALPATHA.	22	34	30	25	35	27	40	32	52	172	650	3361
RAIGAMA LOWER DIVISION TAMIL VIDYALAYA, INGIRIYA.	40	35	32	26	23	27	26	28	53	175	681	3440
WICKRAMSEELA PIRIVENA, BANDARAGAMA	21	22	28	32	20	26	27	26	54	176	684	3456
Total	5275											

* School Candidates (1st attempt)

CENTRAL PROVINCE

School Performance Indices – G.C.E. (O/L) Examination – 2021

(Schools with 20 or more candidates)

Province | CENTRAL
District | KANDY
Edu. Zone | KANDY

School	No of Candidates*	Performance Indices of Subjects						School Performance Index	Rank of the School			
		Religion	First Language	English	Science	Mathematics	History		Edu. Zone	District	Province	Island
PUSHPADANA BALIKA M.V., KANDY.	231	73	78	81	78	75	77	77	1	1	2	10
RANABIMA ROYAL COLLEGE , PERADENIYA.	158	74	75	81	78	76	79	77	1	1	2	10
GIRLS' HIGH SCHOOL, KANDY.	361	71	76	80	73	71	72	74	3	3	4	20
MAHAMAYA BALIKA VIDYALAYA, KANDY.	318	71	68	78	71	70	72	72	4	4	5	33
HILLWOOD COLLEGE, KANDY.	141	67	64	84	70	68	71	71	5	5	6	38
TRINITY COLLEGE, KANDY.	245	62	63	82	71	66	67	69	6	6	7	56
KINGSWOOD VIDYALAYA, KANDY.	226	62	63	75	73	67	67	68	7	8	11	68
DHARMARAJA VIDYALAYA, KANDY.	326	63	58	72	69	64	67	66	8	10	14	100
HEMAMALI BALIKA MAHA VIDYALAYA, KANDY.	183	64	64	65	63	59	60	63	9	11	17	157
ST. SYLVESTER'S COLLEGE, KANDY.	270	57	58	69	68	61	63	63	9	11	17	157
SRI CHANDANANDA BUDDHIST COLLEGE, KANDY	223	60	60	70	66	62	62	63	9	11	17	157
PERADENIYA M.M.V., PERADENIYA.	137	63	62	63	65	60	60	62	12	15	21	176
ST. ANTHONY'S BALIKA VIDYALAYA, KANDY.	282	62	59	67	62	60	60	62	12	15	21	176
SWARNAMALI BALIKA MAHA VIDYALAYA, KANDY.	259	61	59	68	63	60	62	62	12	15	21	176
VIHARAMAHADEVI BALIKA MAHA VIDYALAYA, KANDY.	225	61	65	65	59	56	59	61	15	19	25	200
GOOD SHEPHERD CONVENT, KANDY.	165	60	61	72	56	55	53	60	16	21	28	229
SITA DEVI BALIKA MAHA VIDYALAYA, KANDY.	200	62	56	62	59	57	62	60	16	21	28	229
VIDYARTHA VIDYALAYA, KANDY.	275	55	55	61	67	58	62	60	16	21	28	229
SRI RAHULA M.V., KATUGASTOTA.	190	55	48	60	65	59	59	58	19	25	35	292
ST. ANTHONY'S BOYS COLLEGE, KANDY.	208	58	50	69	57	54	59	58	19	25	35	292
BADI UDIN MAHAMUD B.M. VIDYALAYA, KANDY.	161	58	54	65	54	50	53	56	21	30	47	388
SARASAVI UYANA MAHA VIDYALAYA, PERADENIYA.	220	54	50	57	60	54	57	55	22	31	55	458
GOTHAMI BALIKA MAHA VIDYALAYA, KANDY.	84	54	53	57	51	52	50	53	23	41	74	610
UDAPITIYA AL-HUSNA M.V., DELTOTA.	24	61	56	55	50	45	49	53	23	41	74	610

School Performance Indices – G.C.E. (O/L) Examination – 2021

(Schools with 20 or more candidates)

Province | CENTRAL
District | KANDY
Edu. Zone | KANDY

School	No of Candidates*	Performance Indices of Subjects						School Performance Index	Rank of the School			
		Religion	First Language	English	Science	Mathematics	History		Edu. Zone	District	Province	Island
DHARMAWICKREMA BALIKA VIDYALAYA, KANDY.	79	56	47	54	55	50	52	52	25	46	88	720
AL HAMRA VIDYALAYA, KANDY.	20	53	45	47	56	53	49	51	26	57	109	837
ENASALGOLLA CENTRAL COLLEGE, DELTOTA.	73	58	52	55	45	47	46	51	26	57	109	837
MAHANAMA MAHA VIDYALAYA, KANDY.	162	48	44	57	53	46	50	50	28	68	124	963
SENKADAGALA WEERODARA VIDYALAYA, KANDY.	29	50	47	55	49	48	49	50	28	68	124	963
WARIYAPOLA SRI SUMANGALA VIDYALAYA, KANDY.	229	48	47	54	54	48	49	50	28	68	124	963
MAILAPITIYA MAHA VIDYALAYA, MAILAPITIYA.	26	46	45	45	53	50	57	49	31	77	144	1114
GURUDENIYA MAHA VIDYALAYA, GURUDENIYA.	79	48	44	51	49	49	48	48	32	86	164	1269
HEWAHETA M.M.V., THALATU OYA.	190	51	50	48	46	46	49	48	32	86	164	1269
LUMBINI RAJAKEEYA VIDYALAYA, KANDY.	44	48	43	50	53	44	48	48	32	86	164	1269
PERADENIYA JUNIOR SECONDARY VIDYALAYA, PERADENIYA.	33	53	44	45	56	40	49	48	32	86	164	1269
D.S. SENANAYAKA VIDYALAYA, KANDY.	114	45	43	52	51	46	53	48	32	86	164	1269
ZAHIRA MAHA VIDYALAYA, KATUGASTOTA.	42	47	35	62	40	51	46	47	37	100	191	1441
SRI RAMAKRISHNA CENTRAL COLLEGE, GALAHA.	128	49	52	47	40	41	45	46	38	116	218	1639
BOPITIYA RAJASINGHE NATIONAL COLLEGE, MARASSANA.	40	47	43	42	47	44	48	45	39	131	242	1823
MARASSANA NATIONAL COLLEGE MARASSANA.	80	48	46	44	40	42	45	44	40	145	271	2013
SIDDARTHA MAHA VIDYALAYA, AMPITIYA.	22	46	47	49	45	38	40	44	40	145	271	2013
VIDYALOKA M.V., TENNEKUMBURA.	25	42	40	49	40	40	51	44	40	145	271	2013
VIVEKANANDA TAMIL MAHA VIDYALAYA, KANDY.	35	45	47	55	46	43	25	44	40	145	271	2013
ETULGAMA MAHA VIDYALAYA, TALATUOYA.	28	49	44	37	39	40	48	43	44	160	297	2207
AMPITIYA BERREWAERTS MAHA VIDYALAYA, AMPITIYA.	135	42	40	44	42	41	40	42	45	172	327	2394
HINDU SENIOR SCHOOL, KANDY.	24	41	45	52	35	36	40	42	45	172	327	2394
LAKPAHANA ADVENTIST SEMINARY & COLLEGE, MAILAPITIYA.	20	44	43	57	32	37	40	42	45	172	327	2394
SEEVALI MAHA VIDYALAYA, HINDAGALA.	41	44	38	44	40	36	44	41	48	187	356	2565

School Performance Indices – G.C.E. (O/L) Examination – 2021

(Schools with 20 or more candidates)

Province	CENTRAL
District	KANDY
Edu. Zone	KANDY

School	No of Candidates*	Performance Indices of Subjects						School Performance Index	Rank of the School			
		Religion	First Language	English	Science	Mathematics	History		Edu. Zone	District	Province	Island
KARAGASKADA MADYA MAHA VIDYALAYA, DELTOTA.	83	42	44	40	41	39	40	41	48	187	356	2565
DELTOTA MUSLIM CENTRAL COLLEGE DELTOTA.	65	48	44	43	31	36	38	40	50	199	385	2712
UDUWELA MAHA VIDYALAYA UDUWELA.	67	40	39	33	40	37	39	38	51	210	421	2969
MALAIMAHAL HINDU M.M.V. DELTOTA.	77	41	46	40	30	36	34	38	51	210	421	2969
SRIVAANI TAMIL VIDYALAYA, KANDY.	22	38	40	43	26	29	45	37	53	216	435	3058
HAPUTALE MAHA VIDYALAYA, TALATUOYA.	46	40	43	33	35	28	37	36	54	223	455	3161
BADHRAWATHIE M.V. GALAHA.	51	37	38	42	29	33	36	36	54	223	455	3161
SIDDI LEBBE MAHA VIDYALAYA, KANDY.	27	32	26	56	29	30	33	34	56	231	475	3281
SRI BHARATHIE SENIOR PIRIVENA, PERADENIYA.	35	38	31	37	25	31	39	34	56	231	475	3281
Total	7283											

* School Candidates (1st attempt)

School Performance Indices – G.C.E. (O/L) Examination – 2021

(Schools with 20 or more candidates)

Province | CENTRAL
District | KANDY
Edu. Zone | DENUWARA

School	No of Candidates*	Performance Indices of Subjects						School Performance Index	Rank of the School			
		Religion	First Language	English	Science	Mathematics	History		Edu. Zone	District	Province	Island
UDUNUWARA FATHIMA MUSLIM BALIKA VIDYALAYA, MURUTHAGAHAMULA.	70	64	64	69	65	53	60	63	1	11	17	157
SRI SWARNAJOTHI NATIONAL COLLEGE, KIRIBATHKUMBURA.	113	58	54	61	70	63	65	62	2	15	21	176
HERAMITIGALA SRI DHEERANANDA VIDYALAYA, PILIMATALAWA.	190	54	52	61	73	62	65	61	3	19	25	200
DEHIANGA AL ASHAR MADYA MAHA VIDYALAYA, MURUTHALAWA.	49	54	51	56	56	61	61	57	4	28	40	338
YAHALATENNE MUSLIM MAHA VIDYALAYA, YAHALATENNA.	24	53	50	58	67	45	56	55	5	31	55	458
ARAFU MUSLIM VID., HANDESSA.	34	56	50	57	58	46	56	54	6	37	65	527
PELEWA M.V., MURUTALAWA.	65	48	46	53	62	56	57	54	6	37	65	527
AL MANAR CENTRAL COLLEGE HANDESSA.	146	53	50	60	53	49	46	52	8	46	88	720
EERIYAGAMA SRI PUSHPADANA V. PERADENIYA.	71	53	45	54	50	49	55	51	9	57	109	837
UDA ALUDENIYA M. VIDYALAYA, WELIGALLA.	66	50	47	53	52	54	49	51	9	57	109	837
HANDESSA MAHA VIDYALAYA, HANDESSA.	29	56	41	43	58	51	49	50	11	68	124	963
D.B.WIJETUNGA NATIONAL SCHOOL, MURUTHAGAHAMULA.	101	49	48	48	51	47	49	49	12	77	144	1114
KADUGANNAWA C.C. TAMIL VIDYALAYA, KADUGANNAWA.	20	56	49	47	38	44	51	48	13	86	164	1269
MENIKDIWELA M.M.V., MENIKDIWELA.	86	47	45	44	52	48	49	48	13	86	164	1269
ALAPALAWALA M.V., HANDESSA.	27	51	49	45	49	43	43	47	15	100	191	1441
LANKATHILAKE M.V., HANDESSA.	37	46	46	45	52	44	51	47	15	100	191	1441
WELAMBODA MUSLIM MAHA VIDYALAYA, WELAMBODA.	86	49	47	50	45	40	49	47	15	100	191	1441
AMUNUPURA K. VIDYALAYA, MENIKDIWELA.	31	48	43	43	51	43	45	46	18	116	218	1639
DODAMWALA MAHA VIDYALAYA, MURUTHALAWA.	25	40	41	47	54	43	53	46	18	116	218	1639
DANTHURE M.M.VIDYALAYA DANTHURE.	73	44	40	44	52	49	43	45	20	131	242	1823
GANNORUWA KANISHTA, VIDYALAYA, PERADENIYA.	22	45	41	47	48	45	45	45	20	131	242	1823
KADUGANNAWA NATIONAL COLLEGE, KADUGANNAWA.	146	45	43	47	45	43	43	44	22	145	271	2013
PILIMATALAWA M.M.V., PILIMATALAWA.	177	43	44	43	46	42	46	44	22	145	271	2013
AS SIRAJ BOY'S VIDYALAYA., GELIOYA.	36	47	39	57	34	39	39	43	24	160	297	2207

* School Candidates (1st attempt)

School Performance Indices – G.C.E. (O/L) Examination – 2021

(Schools with 20 or more candidates)

Province	CENTRAL
District	KANDY
Edu. Zone	DENUWARA

School	No of Candidates*	Performance Indices of Subjects						School Performance Index	Rank of the School			
		Religion	First Language	English	Science	Mathematics	History		Edu. Zone	District	Province	Island
WATTAPPOLA M.M.V., PILIMATALAWA.	42	40	39	40	52	41	43	43	24	160	297	2207
SRI PRAGNARATHNA MADHYA M. VIDYALAYA, GELIOYA.	101	43	42	43	42	41	39	42	26	172	327	2394
KURUKUTTALA MUSLIM MAHA VIDYALAYA, KADUGANNAWA.	34	53	44	42	34	36	40	42	26	172	327	2394
SRI REWATHA M.V., VIA GAMPOLA.	26	48	45	38	41	38	43	42	26	172	327	2394
AL-AGSA MUSLIM VIDYALAYA, VELAMBODA.	26	49	41	40	42	40	41	42	26	172	327	2394
GADALADENIYA MAHA VIDYALAYA, PILIMATALAWA.	23	43	44	32	37	39	40	39	30	208	411	2871
Total	1976											

* School Candidates (1st attempt)

School Performance Indices – G.C.E. (O/L) Examination – 2021

(Schools with 20 or more candidates)

Province | CENTRAL
District | KANDY
Edu. Zone | GAMPOLA

School	No of Candidates*	Performance Indices of Subjects						School Performance Index	Rank of the School			
		Religion	First Language	English	Science	Mathematics	History		Edu. Zone	District	Province	Island
KURUNDUWATTA ROYAL COLLEGE KURUNDUWATHTHA	136	65	64	72	75	71	68	69	1	6	7	56
ST. JOSEPH'S BALIKA V., GAMPOLA.	222	59	62	64	57	56	61	60	2	21	28	229
ST.ANDREW'S BALIKA MAHA VIDYALAYA, NAWALAPITIYA.	148	50	51	57	63	60	50	55	3	31	55	458
WICKRAMABAHU MADYA MAHA VIDYALAYA, GAMPOLA.	175	51	49	57	57	53	57	54	4	37	65	527
JINARAJA BALIKA M.V., GAMPOLA.	191	53	55	55	53	52	50	53	5	41	74	610
KALUGAMUWA M.M.V., GELIOYA.	54	49	46	56	60	47	56	52	6	46	88	720
GANGASIRIPURA VIDYALAYA, GAMPOLA.	119	50	45	53	58	47	54	51	7	57	109	837
GAMPOLA HINDU COLLEGE, GAMPOLA.	77	49	50	59	48	55	46	51	7	57	109	837
ZAHIRA M.V., GAMPOLA.	198	48	48	63	48	45	45	50	9	68	124	963
KADIRESHAN M.M.V. NAWALAPITIYA.	116	48	47	54	52	47	48	49	10	77	144	1114
DOLUWA MAHA VIDYALAYA, GAMPOLA.	31	48	46	48	57	40	47	48	11	86	164	1269
JINARAJA BOY'S VIDYALAYA, GAMPOLA.	160	44	44	49	49	46	53	48	11	86	164	1269
MAPAKANDA VIDYALAYA, NAWALAPITIYA.	22	45	46	40	48	58	53	48	11	86	164	1269
AL-AZHAR VIDYALAYA, NAWALAPITIYA.	26	52	46	52	45	51	39	48	11	86	164	1269
M.S.ALUTHGAMAGE M.VIDYALAYA, MEETALAWA.	46	44	42	57	49	44	45	47	15	100	191	1441
KATHIRESAN HINDU LADIES COLLEGE NAWALAPITIYA.	74	51	50	50	42	43	45	47	15	100	191	1441
ST. MARY'S MAHA VIDYALAYA, NAWALAPITIYA.	73	43	38	58	52	49	42	47	15	100	191	1441
ANURUDDHA KUMARA NATIONAL SCHOOL, NAWALAPITIYA.	116	41	40	49	49	49	47	46	18	116	218	1639
CRAIGHEAD NO 1 TAMIL VIDYALAYA, UDAHENTENNA.	32	60	48	41	39	44	44	46	18	116	218	1639
ALAMINA MUSLIM MAHA VIDYALAYA, GAMPOLA.	25	46	41	53	44	46	44	46	18	116	218	1639
WESTHALL TAMIL VIDYALAYA, KATABOOLA.	52	42	48	57	39	43	44	46	18	116	218	1639
VIMALADHARMA NATIONAL COLLEGE, ATABAGE.	51	48	45	43	47	41	44	45	22	131	242	1823
ATABAGE UDAGAMA MAHA VIDYALAYA, MAHA UDAGAMA.	45	46	46	43	42	42	43	44	23	145	271	2013
HOLY TRINITY COLLEGE, PUSSELLAWA.	46	48	42	42	47	39	48	44	23	145	271	2013

* School Candidates (1st attempt)

School Performance Indices – G.C.E. (O/L) Examination – 2021

(Schools with 20 or more candidates)

Province | CENTRAL
District | KANDY
Edu. Zone | GAMPOLA

School	No of Candidates*	Performance Indices of Subjects						School Performance Index	Rank of the School			
		Religion	First Language	English	Science	Mathematics	History		Edu. Zone	District	Province	Island
SARASWATHY CENTRAL COLLEGE PUSSELLAWA.	69	43	46	43	45	49	39	44	23	145	271	2013
NAYAPANA TAMIL VIDYALAYA, PUSSELLAWA.	24	38	40	43	44	50	44	43	26	160	297	2207
HINDU NATIONAL COLLEGE, PUSSELLAWA.	157	44	46	43	36	38	42	42	27	172	327	2394
GIRAULLA MAHA VIDYALAYA, MEETALAWA.	34	41	43	40	43	46	36	42	27	172	327	2394
GAMPOLA MUSLIM MAHA VIDYALAYA, GAMPOLA.	43	46	41	48	37	36	36	41	29	187	356	2565
NILLAMBA MAHA VIDYALAYA, NILLAMBA.	61	40	42	43	44	36	39	41	29	187	356	2565
WARAKAWA KANISHTA VIDYALAYA, NAWALAPITIYA.	21	34	38	38	57	39	37	41	29	187	356	2565
GAMPOLA BUDDHIST VIDYALAYA GAMPOLA.	96	42	39	40	41	37	41	40	32	199	385	2712
IQRAH MUSLIM MAHA VIDYALAYA, ULAPANE.	42	46	38	46	37	36	36	40	32	199	385	2712
UPLAND TAMIL VIDYALAYA, PERADENIYA.	20	58	47	34	21	40	42	40	32	199	385	2712
GROVEHILL KANISHTA V., PANVILATENNA.	44	44	33	29	35	40	42	37	35	216	435	3058
RAMBUKPITIYA MAHA VIDYALAYA, RAMBUKPITIYA.	21	36	38	36	38	39	36	37	35	216	435	3058
SENADHIKARI NATIONAL COLLEGE, UDAHENTENNA.	100	38	38	31	40	39	35	37	35	216	435	3058
ULAPANE M.V., ULAPANE.	49	37	38	37	31	34	42	37	35	216	435	3058
WEWATENNA MAHA VIDYALAYA, GAMPOLA.	28	34	32	33	57	35	29	37	35	216	435	3058
GALATHA MAHA VIDYALAYA, YATIPIYANGALA.	20	42	44	29	32	28	43	36	40	223	455	3161
ST. ANDREW'S M.V., GAMPOLA.	55	34	36	33	33	35	34	34	41	231	475	3281
NAWALAPITIYA M.M.V., NAWALAPITIYA.	30	32	33	33	35	36	31	33	42	234	480	3325
KALAIVANI TAMIL VIDYALAYA, PUPURESSA.	31	39	39	30	22	26	35	32	43	236	484	3361
PANVILATENNA MAHA VIDYALAYA, PANVILATENNA.	53	30	32	31	32	33	29	31	44	237	487	3391
Total	3233											

* School Candidates (1st attempt)

School Performance Indices – G.C.E. (O/L) Examination – 2021

(Schools with 20 or more candidates)

Province | CENTRAL
District | KANDY
Edu. Zone | TELDENIYA

School	No of Candidates*	Performance Indices of Subjects						School Performance Index	Rank of the School			
		Religion	First Language	English	Science	Mathematics	History		Edu. Zone	District	Province	Island
TEL DENIYA NATIONAL COLLEGE, TELDENIYA.	204	53	55	61	58	59	55	57	1	28	40	338
KEENAPELESSA BALIKA V., HASALAKA.	25	59	54	42	53	48	57	52	2	46	88	720
GAMINIE DISSANAYAKE MODEL VIDYALAYA. HASALAKA.	95	54	47	50	55	51	52	52	2	46	88	720
UDADUMBARA SECONDARY SCHOOL, UDADUMBARA.	82	52	49	52	55	47	54	52	2	46	88	720
KALUGALOYA K.V., UDADUMBARA.	22	53	49	38	53	42	60	49	5	77	144	1114
KOLONGODA M.M.V., KOLONGODA.	113	44	45	42	58	50	47	48	6	86	164	1269
HANDAGANAWA MAHA VIDYALAYA, HANDAGANAWA.	49	51	44	39	50	49	48	47	7	100	191	1441
HIJRAPURA MUSLIM V., TELDENIYA.	35	49	46	57	41	42	44	47	7	100	191	1441
SIVANESWARA MAHA VIDYALAYA, HUNNASGIRIYA.	22	55	55	48	37	40	49	47	7	100	191	1441
MADUGALLA MAHA VIDYALAYA, MADUGALLA.	21	50	46	44	48	42	51	47	7	100	191	1441
RANASINGHE PREMADASA NATIONAL SCHOOL, HASALAKA.	122	47	45	47	51	47	47	47	7	100	191	1441
SENARATHWELA MAHA VIDYALAYA, RAJAWELLA.	26	42	42	50	57	52	41	47	7	100	191	1441
AMUPITIYA NATIONAL SCHOOL UDISPATTUWA.	88	43	39	48	45	52	47	46	13	116	218	1639
NUGETENNA MAHA VIDYALAYA, HUNNASGIRIYA.	25	51	48	45	46	41	46	46	13	116	218	1639
AMBALE KANISHTA VIDYALAYA, MEDA MAHANUWARA.	21	50	48	42	47	40	40	45	15	131	242	1823
BANDARANAYAKA SECONDARY SCHOOL , BARAWARDHANAOYA	117	44	44	42	46	48	47	45	15	131	242	1823
CHULABHAYA SECONDARY SCHOOL , UDADUMBARA.	57	42	40	42	49	50	44	45	15	131	242	1823
GAMIMA BANDARANAYAKA MAHA VIDYALAYA, TELDENIYA.	27	44	41	45	44	50	44	45	15	131	242	1823
MEEGOLLA KANISHTA VIDYALAYA, BARAWARDHANAOYA.	32	49	43	47	55	35	43	45	15	131	242	1823
ULPOTHAGAMA K.V., ULPOTHAGAMA.	26	49	43	40	42	49	45	45	15	131	242	1823
MINIPE JUNIOR SECONDARY SCHOOL, AMBAGAHAPELESSA.	31	50	40	36	42	51	42	44	21	145	271	2013
SANGABODHI MADYA MAHA VIDYALAYA, MINIPE.	75	45	42	38	48	48	43	44	21	145	271	2013
UDISPATTUWA M.M.V., UDISPATTUWA.	72	45	40	43	44	45	46	44	21	145	271	2013
DUNHINNA SECONDARY SCHOOL WERAPITIYA.	40	49	46	38	39	40	43	43	24	160	297	2207

School Performance Indices – G.C.E. (O/L) Examination – 2021

(Schools with 20 or more candidates)

Province	CENTRAL
District	KANDY
Edu. Zone	TEL DENIYA

School	No of Candidates*	Performance Indices of Subjects						School Performance Index	Rank of the School			
		Religion	First Language	English	Science	Mathematics	History		Edu. Zone	District	Province	Island
DUNUWILA MAHABODHI VIDYALAYA, MEDA MAHANUWARA.	27	47	42	39	42	41	41	42	25	172	327	2394
KARALLIYADDA K.V., TELDENIYA.	55	40	43	41	41	46	43	42	25	172	327	2394
WIMALADHARMA SECONDRY SCHOOL, BOPANA.	25	44	43	39	42	38	40	41	27	187	356	2565
RANGALA TAMIL MAHA VIDYALAYA, RANGALA.	36	49	46	33	35	38	38	40	28	199	385	2712
VIBULANANTHAR TAMIL VIDYALAYA RANGALA.	30	37	35	42	35	34	42	38	29	210	421	2969
PILHATHA MAHA VIDYALAYA, HASALAKA.	45	40	41	34	40	36	36	38	29	210	421	2969
MEDAMAHANUWARA M.M.V., MEDAMAHANUWARA.	73	37	37	37	38	43	37	38	29	210	421	2969
BAMBARABEDDA K. VIDYALAYA, HUNNASGIRIYA,	26	35	37	28	40	33	42	36	32	223	455	3161
Total	1744											

* School Candidates (1st attempt)

School Performance Indices – G.C.E. (O/L) Examination – 2021

(Schools with 20 or more candidates)

Province | CENTRAL
District | KANDY
Edu. Zone | WATTEGAMA

School	No of Candidates*	Performance Indices of Subjects						School Performance Index	Rank of the School			
		Religion	First Language	English	Science	Mathematics	History		Edu. Zone	District	Province	Island
A. RATHNAYAKE M.M.V., MENIKHINNA.	167	63	65	66	72	71	66	67	1	9	13	83
NALANDA BUDDHIST COLLEGE, PALLEKELE.	36	57	56	64	58	56	59	58	2	25	35	292
RAJAWELLA HINDU NATIONAL COLLEGE, RAJAWELLA.	87	54	56	62	55	51	52	55	3	31	55	458
WATTEGAMA BALIKA MAHA VIDYALAYA, WATTEGAMA.	172	53	55	59	56	53	54	55	3	31	55	458
MAHANUWARA MODEL VIDYALAYA, POLGOLLA.	125	51	52	57	56	52	56	54	5	37	65	527
WATTEGAMA MADHYA MAHA VIDYALAYA, WATTEGAMA.	111	44	44	56	55	55	56	52	6	46	88	720
BHARATHI TAMIL MAHA VIDYALAYA, WATTEGAMA.	31	50	50	53	51	54	48	51	7	57	109	837
MAHASAN M.VIDYALAYA, KATUGASTOTA.	24	46	37	54	60	57	49	51	7	57	109	837
HURIKADUWA BALIKA VIDYALAYA, MENIKHINNA.	71	52	54	55	45	46	47	50	9	68	124	963
SAMUDRA DEVI BALIKA V., KATUGASTHOTA.	81	49	50	52	52	49	49	50	9	68	124	963
PARAMESHWARA TAMIL VIDYALAYA, MADULKELE.	36	53	55	49	47	48	48	50	9	68	124	963
ATHARAGALLA KANISHTA VIDYALAYA, KENGALLA.	22	44	50	47	51	54	48	49	12	77	144	1114
JAMIUL AZHAR MADYA MAHA VIDYALAYA, UDATHALAWINNA.	72	50	49	55	47	45	50	49	12	77	144	1114
S.W.R.D.BANDARANAYAKE NATIONAL COLLEGE, KUNDASALE.	129	45	48	53	46	48	50	48	14	86	164	1269
VIVEKANANDA TAMIL VIDYALAYA, KUNDASALE.	21	47	51	50	41	46	44	47	15	100	191	1441
PATHADUMBARA MAHA VIDYALAYA, MENIKHINNA.	152	44	46	47	48	45	46	46	16	116	218	1639
PILAWALA M.V., KANDY.	69	48	44	51	39	47	46	46	16	116	218	1639
MENIKHINNA M.V., MENIKHINNA.	29	50	39	38	57	40	48	45	18	131	242	1823
AL-HIKMA M.M.VIDYALAYA, RAJAWELLA..	61	50	48	47	39	39	44	45	18	131	242	1823
SIRIMALWATTA MAHA VIDYALAYA, GUNNEPANA.	40	45	47	54	43	41	42	45	18	131	242	1823
PARANAGAMA M.M.V., JAMBUGAHAPITIYA.	42	40	43	45	49	47	45	45	18	131	242	1823
DORAGAMUWA MAHA VIDYALAYA, DORAGAMUWA.	23	44	43	44	50	40	37	43	22	160	297	2207
KNUCKLES TAMIL VIDYALAYA, THAWALANTHENNA.	20	51	52	39	35	46	32	43	22	160	297	2207
VIGNESWARA TAMIL MAHA VIDYALAYA, PANWILA.	42	45	57	43	30	47	37	43	22	160	297	2207

School Performance Indices – G.C.E. (O/L) Examination – 2021

(Schools with 20 or more candidates)

Province | CENTRAL
District | KANDY
Edu. Zone | WATTEGAMA

School	No of Candidates*	Performance Indices of Subjects						School Performance Index	Rank of the School			
		Religion	First Language	English	Science	Mathematics	History		Edu. Zone	District	Province	Island
MADINA NATIONAL SCHOOL, MADAWALA BAZAAR.	216	41	41	52	39	40	41	42	25	172	327	2394
KENGALLA M.V., KENGALLA.	166	41	40	45	43	39	41	42	25	172	327	2394
SIDDHARTHA VIDYALAYA, WATTEGAMA.	30	42	44	37	39	41	41	41	27	187	356	2565
YATIRAWANA MAHA VIDYALAYA, WATTEGAMA.	65	40	46	40	40	37	43	41	27	187	356	2565
GONAWALA KANISHTA VIDYALAYA, RAJAWELLA.	28	38	39	44	39	40	40	40	29	199	385	2712
LUNUKETIYA MADITTA MAHA VIDYALAYA, LUNUKETIYA MADITTA.	25	39	38	38	40	41	41	40	29	199	385	2712
MAHAWELI MAHA VIDYALAYA, KATUGASTOTA.	26	38	29	38	51	37	42	39	31	208	411	2871
RAJASINGHE M.M.V., PANWILA.	64	39	40	35	41	37	38	38	32	210	421	2969
AL-SAFA MAHA VIDYALAYA, POLGOLLA.	26	43	40	43	33	33	31	37	33	216	435	3058
VIPULANANDA TAMIL VIDYALAYA. MADULKALE.	26	42	47	27	28	34	35	36	34	223	455	3161
ABIRAMY TAMIL MAHA VIDYALAYA, MADULKELE.	38	42	39	33	27	33	42	36	34	223	455	3161
KANDAKETTIYA TAMIL MAHA VIDYALAYA, MADULKELLE.	39	42	42	35	31	31	34	36	34	223	455	3161
AMBAL TAMIL VIDYALAYA, KENGALLA.	26	38	37	35	25	30	32	33	37	234	480	3325
RAJAWELLA KANISHTA VIDYALAYA, RAJAWELLA.	34	30	29	35	26	40	28	31	38	237	487	3391
Total	2472											

* School Candidates (1st attempt)

School Performance Indices – G.C.E. (O/L) Examination – 2021

(Schools with 20 or more candidates)

Province | CENTRAL
District | KANDY
Edu. Zone | KATUGASTOTA

School	No of Candidates*	Performance Indices of Subjects						School Performance Index	Rank of the School			
		Religion	First Language	English	Science	Mathematics	History		Edu. Zone	District	Province	Island
SUJATHA BALIKA NATIONAL COLLEGE, GALAGEDARA.	75	59	57	53	53	52	57	55	1	31	55	458
IHALAMULLA SRI VELUWANA MAHA VIDYALAYA, ANKUMBURA.	28	51	53	50	56	52	58	53	2	41	74	610
NUGAWELA M.M.V., NUGAWELA.	495	50	50	56	55	54	53	53	2	41	74	610
AKURANA MUSLIM BALIKA VIDYALAYA, AKURANA.	133	54	56	62	47	48	47	52	4	46	88	720
DUNUWILA RATANAPALA MAHA VIDYALAYA, VIA KANDY.	29	53	50	46	51	48	63	52	4	46	88	720
MOLAGODA SRI PIYADASSI KANISHTA VIDYALAYA, HARANKAHAWA.	70	49	51	57	54	47	53	52	4	46	88	720
PUJAPITIYA M.M.V., PUJAPITIYA.	138	55	51	53	53	47	50	52	4	46	88	720
DEDUNUPITIYA MAHA VIDYALAYA, DEDUNUPITIYA.	39	49	46	51	57	49	55	51	8	57	109	837
KURUNDUGAHAELA MUSLIM VIDYALAYA, AKURANA.	25	57	50	57	45	47	50	51	8	57	109	837
PEMARATANA MAHA VIDYALAYA, KANDY.	28	45	46	50	58	45	59	51	8	57	109	837
UDUWA MAHA VIDYALAYA, KANDY.	21	55	48	47	53	45	54	50	11	68	124	963
UDAGAMA SRI DEVANANDA MAHA VIDYALAYA GALHINNA.	46	46	45	51	51	47	52	49	12	77	144	1114
NALANDA M.M.VIDYALAYA, PUJAPITIYA.	65	47	46	51	49	50	50	49	12	77	144	1114
GALAGEDARA M.M.V., GALAGEDARA.	124	47	46	48	52	49	50	49	12	77	144	1114
ANKUMBURA PARACKRAMA MADHYA MAHA VIDYALAYA, ANKUMBURA.	87	49	48	45	51	48	46	48	15	86	164	1269
DHARMAVIJAYA MAHA VIDYALAYA, KATUGASTOTA.	65	46	44	47	47	47	52	47	16	100	191	1441
MEERA MADYA MAHA VIDYALAYA, KATUGASTOTA.	29	53	48	51	40	42	46	47	16	100	191	1441
ALAWATUGODA MADHYA MAHA VIDYALAYA, ALAWATUGODA.	124	46	44	46	49	45	43	46	18	116	218	1639
DOLAPIHILLA MAHA VIDYALAYA, DOLAPIHILLA.	36	50	44	44	45	42	53	46	18	116	218	1639
SANGARAJAPURA MAHA VIDYALAYA, SANGARAJAPURA.	23	44	48	48	44	49	45	46	18	116	218	1639
HATHARALIYADDA M.M.V., HATHARALIYADDA.	115	46	42	48	48	47	46	46	18	116	218	1639
AL -AZHAR CENTRAL COLLEGE, AKURANA.	198	46	43	52	42	43	40	44	22	145	271	2013
DEHIDENIYA MUSLIM MAHA VIDYALAYA, HATHARALIYADDA.	26	45	43	52	32	44	47	44	22	145	271	2013
JABBAR CENTRAL COLLEGE, GALAGEDARA.	42	46	47	50	33	40	50	44	22	145	271	2013

School Performance Indices – G.C.E. (O/L) Examination – 2021

(Schools with 20 or more candidates)

Province | CENTRAL
 District | KANDY
 Edu. Zone | KATUGASTOTA

School	No of Candidates*	Performance Indices of Subjects						School Performance Index	Rank of the School			
		Religion	First Language	English	Science	Mathematics	History		Edu. Zone	District	Province	Island
AL-MANAR CENTRAL COLLEGE, GALHINNA.	85	48	47	51	36	36	41	43	25	160	297	2207
KURUGODA BOYS MUSLIM VIDYALAYA, AKURANA,	52	51	49	44	34	39	38	43	25	160	297	2207
SRI SUMANATISSA KANISHTA VIDYALAYA, YATIHLAGALA.	26	48	42	44	43	39	43	43	25	160	297	2207
AMBATENNA PUSHPADANA M.V., AMBATENNA.	74	44	41	43	46	41	42	43	25	160	297	2207
KANDY ANANDA VIDYALAYA, HARISPATTUWA.	81	40	44	41	46	43	39	42	29	172	327	2394
HALLOLUWA NAVODYA MAHA VIDYALAYA, HALLOLUWA.	34	41	39	42	45	41	45	42	29	172	327	2394
GALABAWA MAHA VIDYALAYA, KAHAPATHWALA.	41	41	40	43	39	39	42	41	31	187	356	2565
IDAMEGAMA MADYA MAHA VIDYALAYA, WERELLAGAMA.	42	42	41	44	38	37	41	41	31	187	356	2565
MALGAMANDENIYA MUSLIM VIDYALAYA, ALAWATUGODA.	25	45	46	49	34	38	33	41	31	187	356	2565
ZAHIRA NATIONAL SCHOOL, AKURANA.	106	39	41	51	36	39	37	41	31	187	356	2565
GIRIHAGAMA MAHA VIDYALAYA, KUMBUREGAMA.	27	44	41	37	37	36	43	40	35	199	385	2712
RAMBUK ELA MUSLIM M.V., VILANAGAMA.	24	33	38	46	43	40	39	40	35	199	385	2712
JAMALIYA MUSLIM MAHA VIDYALAYA, BATAGOLLADENIYA.	21	47	34	44	31	31	25	35	37	230	467	3224
Total	2699											

* School Candidates (1st attempt)

School Performance Indices – G.C.E. (O/L) Examination – 2021

(Schools with 20 or more candidates)

Province	CENTRAL
District	MATALE
Edu. Zone	MATALE

School	No of Candidates*	Performance Indices of Subjects						School Performance Index	Rank of the School			
		Religion	First Language	English	Science	Mathematics	History		Edu. Zone	District	Province	Island
GOVT. SCIENCE VIDYALAYA, MATALE.	160	80	79	79	85	84	82	82	1	1	1	1
ST. THOMAS BOYS' COLLEGE, MATALE.	222	66	60	74	73	71	71	69	2	2	7	56
SRI SANGHAMITTA BALIKA NATIONAL SCHOOL, MATALE.	188	65	65	69	65	64	68	66	3	3	14	100
CHRIST CHURCH NATIONAL SCHOOL, MATALE.	173	57	53	61	66	57	59	59	4	4	32	252
SUJATHA BALIKA VIDYALAYA, MATALE.	76	62	58	59	60	59	56	59	4	4	32	252
ST. THOMAS BALIKA VIDYALAYA, MATALE.	119	61	59	66	56	53	53	58	6	6	35	292
AMINA GIRLS NATIONAL SCHOOL, MATALE.	164	56	57	70	51	51	57	57	7	7	40	338
SIRIMAVO BANDARANAYAKA MODEL SCHOOL MATALE.	163	54	49	58	56	51	59	55	8	11	55	458
VIJAYA NATIONAL SCHOOL, MATALE.	166	51	49	57	54	52	54	53	9	16	74	610
BUDDHAGHOSHA M.V., MATALE.	111	51	46	56	53	53	55	52	10	19	88	720
KURIWELA HAMEEDIYA MUSLIM V., UKUWELA.	82	54	48	52	47	44	50	49	11	27	144	1114
PAKKIYAM NATIONAL COLLEGE. MATALE.	135	56	57	51	43	45	44	49	11	27	144	1114
KAIKAWALA M.M.V., KAIKAWALA.	159	47	43	50	51	51	50	49	11	27	144	1114
MINHAJ MAHA VIDYALAYA, YATAWATTA.	31	47	46	51	48	47	48	48	14	30	164	1269
THENNA MAHA VIDYALAYA, MATALE.	32	48	43	51	50	47	51	48	14	30	164	1269
WEERA PARAKRAMA SECONDARY SCHOOL, YATAWATTA.	159	49	45	47	50	45	45	47	16	33	191	1441
MAHINDA RAJAPAKSHA NAVODYA MAHA VIDYALAYA, UKUWELA.	70	47	43	44	45	44	40	44	17	37	271	2013
VIJAYAPALA MAHA VIDYALAYA, MATALE.	161	44	40	47	44	43	43	44	17	37	271	2013
NAGOLLA SIDDHARTHA M.M.V., UKUWELA.	42	50	38	45	46	42	40	44	17	37	271	2013
ANAGARIKA DHARMAPALA M.V., UDASGIRIYA.	26	48	40	43	39	41	45	43	20	42	297	2207
ZAHIRA COLLEGE, MATALE.	130	46	39	54	39	38	41	43	20	42	297	2207
AJMEER NATIONAL SCHOOL, UKUWELA.	98	47	43	46	37	39	40	42	22	48	327	2394
ELWALA VIDYALAYA, UKUWELA.	46	45	42	47	41	37	42	42	22	48	327	2394
KANDENUWARA TAMIL VIDYALAYA, MATALE.	42	47	39	39	32	43	49	42	22	48	327	2394

* School Candidates (1st attempt)

School Performance Indices – G.C.E. (O/L) Examination – 2021

(Schools with 20 or more candidates)

Province	CENTRAL
District	MATALE
Edu. Zone	MATALE

School	No of Candidates*	Performance Indices of Subjects						School Performance Index	Rank of the School			
		Religion	First Language	English	Science	Mathematics	History		Edu. Zone	District	Province	Island
LELIAMBE M.V., LELIAMBE.	29	41	41	36	44	39	46	41	25	52	356	2565
BANDARAPOLA MAHA VIDYALAYA, MATALE.	63	39	34	39	44	38	44	40	26	59	385	2712
MADAWALA ULPATHA MAHA VIDYALAYA, MADAWALA ULPATHA.	102	44	40	42	41	35	40	40	26	59	385	2712
HINDU NATIONAL SCHOOL, MATALE.	126	40	39	49	38	41	35	40	26	59	385	2712
OVILIKANDA M.V., OVILIKANDA.	38	42	38	39	42	37	43	40	26	59	385	2712
SRI PARACKRAMA MAHA VIDYALAYA RATHTHOTA.	114	41	37	39	40	39	40	39	30	67	411	2871
WERAGAMA SIRI SEEVALI MAHA VIDYALAYA, KAIKAWALA.	40	39	37	40	37	36	37	38	31	68	421	2969
MALIYADEVA MAHA VIDYALAYA, DEEVILLA.	23	40	38	34	31	34	37	36	32	74	455	3161
KALAIMAHAL M.V., KAVUDUPELELLA.	29	41	42	40	26	31	35	36	32	74	455	3161
RATHTHOTA HINDU MAHA VIDYALAYA RATHTHOTA.	81	37	38	39	28	31	34	35	34	77	467	3224
WARAKAMURA ANNOOR MUSLIM M.V., UKUWELA.	31	39	31	42	26	28	28	32	35	81	484	3361
ELKADUWA TAMIL VIDYALAYA, ELKADUWA.	34	31	34	26	20	20	25	26	36	83	493	3456
Total	3465											

* School Candidates (1st attempt)

School Performance Indices – G.C.E. (O/L) Examination – 2021

(Schools with 20 or more candidates)

Province | CENTRAL
District | MATALE
Edu. Zone | GALEWELA

School	No of Candidates*	Performance Indices of Subjects						School Performance Index	Rank of the School			
		Religion	First Language	English	Science	Mathematics	History		Edu. Zone	District	Province	Island
NIKAWATAWANA MUSLIM VIDYALAYA, KIBISSA.	20	55	55	58	60	63	50	57	1	7	40	338
RANGIRI DAMBULLA M.M.VIDYALAYA DAMBULLA.	258	59	50	55	55	61	56	56	2	10	47	388
KEPPITIYA MUSLIM VIDYALAYA, GALEWELA.	30	63	53	56	52	48	57	55	3	11	55	458
AKURAMBODA KANISHTA VIDYALAYA, AKURAMBODA.	77	57	52	53	53	50	56	54	4	14	65	527
ST. ANTHONY'S M.V., WAHACOTTE.	23	53	49	51	54	60	56	54	4	14	65	527
GALEWELA M.M.V., GALEWELA.	282	52	50	54	54	54	52	53	6	16	74	610
MADIPOLA ARAFA M.M.V., MADIPOLA.	30	55	52	50	45	44	54	50	7	22	124	963
MANINGAMUWA MAHA VIDYALAYA, PALLEPOLA.	20	53	53	50	45	42	55	50	7	22	124	963
THOLAMBUGOLLA MAHA VIDYALAYA, GALEWELA.	62	47	47	47	51	55	50	50	7	22	124	963
WEERA KEPPETIPOLA M.M.V., AKURAMBODA.	174	48	45	49	47	49	50	48	10	30	164	1269
AL-FURKHAN MUSLIM MAHA VIDYALAYA, GALEWELA.	50	48	46	46	48	35	47	45	11	34	242	1823
MILLAWANA MAHA VIDYALAYA, MILLAWANA.	32	42	46	47	48	42	46	45	11	34	242	1823
KIMBISSA VIDYALAYA, KIMBISSA.	59	41	41	51	44	39	40	43	13	42	297	2207
MEDABEDDA MAHA VIDYALAYA, WAHAKOTTE.	93	41	42	41	47	45	43	43	13	42	297	2207
WEERA VIJAYA WIMALARATNE V., INAMALUWA.	63	47	40	38	41	45	43	42	15	48	327	2394
D.S. SENANAYAKA MAHA VIDYALAYA, DAMBULLA.	90	40	35	41	40	48	41	41	16	52	356	2565
MAHASAN KANISHTA V., DAMBULLA.	21	46	44	34	41	36	45	41	16	52	356	2565
MAHABODHI M.V., PALLEPOLA.	92	42	41	39	47	43	36	41	16	52	356	2565
TITTAWELGOLLA KANISHTA V., DAMBULLA.	55	45	36	34	51	37	42	41	16	52	356	2565
WEWALAWEWA MAHA VIDYALAYA, DAMBULLA.	52	42	35	38	45	47	41	41	16	52	356	2565
MADIPOLA M.V., MADIPOLA.	34	41	40	40	41	37	40	40	21	59	385	2712
SILWATHGALA MAHA VIDYALAYA, GALEWELA.	41	40	42	40	37	41	40	40	21	59	385	2712
TALAKIRIYAGAMA MAHA VIDYALAYA, TALAKIRIYAGAMA.	47	40	39	36	38	43	43	40	21	59	385	2712
SIGIRIYA MAHA VIDYALAYA SIGIRIYA.	73	40	35	37	40	39	38	38	24	68	421	2969

School Performance Indices – G.C.E. (O/L) Examination – 2021

(Schools with 20 or more candidates)

Province	CENTRAL
District	MATALE
Edu. Zone	GALEWELA

School	No of Candidates*	Performance Indices of Subjects						School Performance Index	Rank of the School			
		Religion	First Language	English	Science	Mathematics	History		Edu. Zone	District	Province	Island
WEERA MOHAN JAYAMAHA V., DAMBULLA.	95	39	34	36	37	45	37	38	24	68	421	2969
MAKULUGASWEWA MAHA VIDYALAYA, DEWAHUWA.	49	41	37	38	38	34	33	37	26	71	435	3058
PATTIWELA KANISHTA VIDYALAYA, GALEWELA.	22	41	39	31	39	36	35	37	26	71	435	3058
PANNAMPITIYA MAHA VIDYALAYA, LENADORA.	48	42	36	30	35	36	37	36	28	74	455	3161
POHORANWEWA K.VIDYALAYA, DAMBULLA.	36	40	38	32	31	29	41	35	29	77	467	3224
RATHMALGAHAELA VIDYALAYA, DAMBULLA.	30	36	31	32	41	32	39	35	29	77	467	3224
DIGAMPATAHA KANISHTA V., KIMBISSA.	33	32	27	25	28	32	26	28	31	82	492	3440
Total	2091											

* School Candidates (1st attempt)

School Performance Indices – G.C.E. (O/L) Examination – 2021

(Schools with 20 or more candidates)

Province	CENTRAL
District	MATALE
Edu. Zone	NAULA

School	No of Candidates*	Performance Indices of Subjects						School Performance Index	Rank of the School			
		Religion	First Language	English	Science	Mathematics	History		Edu. Zone	District	Province	Island
SRI NAGA NATIONAL SCHOOL, NAULA.	205	48	46	53	61	55	53	53	1	16	74	610
MELPITIYA MAHA V., MATALE.	21	52	51	50	51	46	60	52	2	19	88	720
NALANDA MAHA VIDYALAYA, NALANDA.	76	51	49	54	54	53	53	52	2	19	88	720
MAHINDA SECONDARY SCHOOL MATALE.	37	50	41	39	41	52	45	45	4	34	242	1823
NA/ABN/PUSSELLA NAVODYA SCHOOL, GAMMADUWA.	40	46	44	44	41	44	42	44	5	37	271	2013
KUMBIYANGAELA KANISHTA V., KONGAHAWELA.	22	46	38	43	49	45	41	44	5	37	271	2013
KOONGAHAWELA MAHA VIDYALAYA, KOONGAHAWELA.	26	49	44	43	43	37	40	43	7	42	297	2207
ANDAWALA VIDYALAYA, MADAWALA ULPOTHA.	37	37	33	27	36	34	32	33	8	80	480	3325
Total	464											

* School Candidates (1st attempt)

School Performance Indices – G.C.E. (O/L) Examination – 2021

(Schools with 20 or more candidates)

Province	CENTRAL
District	MATALE
Edu. Zone	WILGAMUWA

School	No of Candidates*	Performance Indices of Subjects						School Performance Index	Rank of the School			
		Religion	First Language	English	Science	Mathematics	History		Edu. Zone	District	Province	Island
SRI AGRABODHI V., HATTOTA AMUNA.	21	57	53	56	63	57	57	1	7	40	338	
MINIPURA VIJAYA M.V., MATALE.	22	57	50	49	69	54	53	2	11	55	458	
NAMINI OYA M.M.V., MATALE.	129	48	50	47	53	49	52	3	22	124	963	
NUGAGOLLA MAHA VIDYALAYA, MATALE.	79	48	52	46	53	49	51	3	22	124	963	
MARAKA MAHA VIDYALAYA, MATALE.	88	46	42	39	46	40	46	5	42	297	2207	
HATHTHOTA AMUNA MAHA VIDYALAYA, HATHTHOTAAMUNA.	56	43	40	39	42	41	41	6	52	356	2565	
HANDUNGAMUWA MAHA VIDYALAYA, MATALE.	48	42	44	33	41	41	40	7	59	385	2712	
PALLEGAMA MADHYA MAHA VIDYALAYA, PALLEGAMA.	31	44	40	34	33	38	35	8	71	435	3058	
Total	474											

* School Candidates (1st attempt)

School Performance Indices – G.C.E. (O/L) Examination – 2021

(Schools with 20 or more candidates)

Province	CENTRAL
District	NUWARAELIYA
Edu. Zone	NUWARA ELIYA

School	No of Candidates*	Performance Indices of Subjects						School Performance Index	Rank of the School			
		Religion	First Language	English	Science	Mathematics	History		Edu. Zone	District	Province	Island
OUR LADY'S VIDYALAYA, NUWARA ELIYA.	92	63	63	70	64	59	62	64	1	3	16	136
GOOD SHEPHERD'S BALIKA V., NUWARA ELIYA.	121	61	62	66	61	58	58	61	2	4	25	200
CAMBRIDGE COLLEGE, KOTAGALA.	77	58	57	65	56	61	58	59	3	5	32	252
KOTAGALA TAMIL MAHA VIDYALAYA, KOTAGALA.	161	60	58	57	53	55	55	56	4	9	47	388
PALMERSTON TAMIL VIDYALAYA, TALAWAKELE.	27	58	56	43	54	51	73	56	4	9	47	388
DAYAGAMA EAST TAMIL M.VIDYALAYA DAYAGAMA.	38	66	61	46	42	49	57	54	6	16	65	527
GIRLS' HIGH SCHOOL , NUWARA ELIYA.	38	51	56	59	51	55	49	54	6	16	65	527
AGRAPATANA TAMIL MAHA VIDYALAYA, AGRAPATANA.	72	50	52	54	47	54	62	53	8	19	74	610
TALAWAKELLE TAMIL MAHA VIDYALAYA, TALAWAKELLE.	149	50	57	53	49	56	50	53	8	19	74	610
TORRINGTON T.V., AGRAPATANA.	21	43	49	57	55	56	57	53	8	19	74	610
GLENLYON TAMIL VIDYALAYA, AGRAPATNA.	27	58	53	53	40	51	57	52	11	25	88	720
HOLBROOK TAMIL MAHA VIDYALAYA, AGRAPATANA.	100	59	56	51	45	47	52	52	11	25	88	720
ST. PATRICK'S COLLEGE, TALAWAKELLE.	55	50	50	61	55	48	48	52	11	25	88	720
AGARAPATHANA SINHALA M.V., AGARAPATHANA.	22	47	47	51	60	52	45	50	14	36	124	963
GAMINI MADHYA MAHA VIDYALAYA, NUWARA ELIYA.	102	48	46	53	50	49	51	50	14	36	124	963
ST. CLARE'S TAMIL MAHA VIDYALAYA, THALAWAKELLE.	47	52	52	41	50	57	50	50	14	36	124	963
STONYCLIFF TAMIL VIDYALAYA, KOTAGALA.	40	49	51	48	51	45	57	50	14	36	124	963
SUMANA MADHYA MAHA VIDYALAYA, TALAWAKELLE.	55	50	43	47	51	50	52	49	18	42	144	1114
DAYAGAMA TAMIL VIDYALAYA, DAYAGAMA.	26	55	47	48	46	40	51	48	19	50	164	1269
EILDON HALL TAMIL VIDYALAYA, LINDULA.	29	46	50	46	48	48	47	48	19	50	164	1269
HOLY TRINITY CENTRAL COLLEGE, NUWARA ELIYA.	120	51	51	53	35	44	52	48	19	50	164	1269
MARIA TAMIL MAHA VIDYALAYA, LINDULA.	91	49	45	45	52	46	48	48	19	50	164	1269
BARATHY M.VIDYALAYA. TALAWAKELLE.	57	52	50	41	47	50	48	48	19	50	164	1269
ARDLAW TAMIL VIDYALAYA, AGRAPATANA.	25	44	44	39	42	53	60	47	24	60	191	1441

School Performance Indices – G.C.E. (O/L) Examination – 2021

(Schools with 20 or more candidates)

Province | CENTRAL
 District | NUWARAELIYA
 Edu. Zone | NUWARA ELIYA

School	No of Candidates*	Performance Indices of Subjects						School Performance Index	Rank of the School			
		Religion	First Language	English	Science	Mathematics	History		Edu. Zone	District	Province	Island
CHRSTLERS FARM TAMIL VIDYALAYA, KOTAGALA.	23	46	50	53	46	46	40	47	24	60	191	1441
COURTLODGE TAMIL VIDYALAYA, KANDAPOLA.	27	56	52	43	37	47	45	47	24	60	191	1441
DESSFORD TAMIL M.VIDYALAYA, NANU OYA.	35	45	49	57	33	49	48	47	24	60	191	1441
GOOD REST CONVENT, NUWARA ELIYA.	57	49	53	51	38	43	46	47	24	60	191	1441
TANGAKELLE NO -1 TAMIL VIDYALAYA, LINDULA.	34	46	54	44	44	43	48	47	24	60	191	1441
DIMBULA TAMIL M. VIDYALAYA, PATANA.	38	55	49	45	37	52	39	46	30	70	218	1639
PATANA TAMIL V., KOTAGALA.	54	46	49	44	39	46	50	46	30	70	218	1639
SRI SENANANDA M.V., NUWARA ELIYA.	49	43	45	54	48	43	45	46	30	70	218	1639
SAUMIYAMOORTHY THONDAMAN VIDYALAYA DAYAGAMA BAZAAR.	83	49	47	40	39	44	52	45	33	79	242	1823
ST. ANTHONY'S COLLEGE, NUWARA ELIYA.	22	41	45	52	40	52	42	45	33	79	242	1823
YTHANSIDE TAMIL MAHA VIDYALAYA, KOTAGALA.	40	52	44	40	33	50	46	44	35	91	271	2013
MOUNTWERNON TAMIL VIDYALAYA, PATANA.	37	52	50	40	32	44	42	43	36	97	297	2207
SARASWATHY TAMIL MAHA VIDYALAYA, LINDULA.	128	51	49	40	34	39	40	42	37	109	327	2394
ST. COOMBS MAHA VIDYALAYA TALAWAKELLE.	75	48	42	34	38	44	47	42	37	109	327	2394
NAWALAR TAMIL MAHA VIDYALAYA, NANUOYA.	94	45	43	40	34	44	40	41	39	119	356	2565
MAHINDA MAHA VIDYALAYA, KANDAPOLA.	20	37	34	39	39	49	40	40	40	129	385	2712
WATAGODA TAMIL MAHA VIDYALAYA, WATAGODA.	70	41	46	38	41	35	38	40	40	129	385	2712
RADELLA TAMIL VIDYALAYA, NANU-OYA.	26	34	44	45	25	41	40	38	42	145	421	2969
VIVEKALAYA TAMIL VIDYALAYA, LINDULA.	27	41	45	31	32	38	33	37	43	150	435	3058
CARLABECK TAMIL VIDYALAYA, NANU - OYA.	51	41	42	35	35	37	31	37	43	150	435	3058
PAYNTER MEMORIAL V., NUWARA ELIYA.	24	33	37	40	38	37	38	37	43	150	435	3058
SIRI VAJIRAGNANA MAHA VIDYALAYA, NUWARA ELIYA.	24	31	36	49	33	39	32	37	43	150	435	3058
ST. XAVIER'S COLLEGE, NUWARA ELIYA.	47	33	37	39	37	37	37	37	43	150	435	3058
ABBOTSFORD TAMIL VIDYALAYA, NANU-OYA.	29	37	43	30	27	35	40	35	48	162	467	3224

School Performance Indices – G.C.E. (O/L) Examination – 2021

(Schools with 20 or more candidates)

Province	CENTRAL
District	NUWARAELIYA
Edu. Zone	NUWARA ELIYA

School	No of Candidates*	Performance Indices of Subjects						School Performance Index	Rank of the School			
		Religion	First Language	English	Science	Mathematics	History		Edu. Zone	District	Province	Island
METHODIST COLLEGE, KANDAPOLA.	120	34	41	37	31	36	32	35	48	162	467	3224
GREAT WESTERN TAMIL VIDYALAYA, TALAWAKELLE.	56	36	38	30	27	34	33	33	50	168	480	3325
KIKILIYAMANA M.V., LABUKELE.	28	33	35	33	32	32	29	32	51	169	484	3361
PEDRO TAMIL VIDYALAYA, NUWARAELIYA,	27	34	37	29	26	34	28	31	52	170	487	3391
Total	2937											

* School Candidates (1st attempt)

School Performance Indices – G.C.E. (O/L) Examination – 2021

(Schools with 20 or more candidates)

Province | CENTRAL
District | NUWARAELIYA
Edu. Zone | KOTMALE

School	No of Candidates*	Performance Indices of Subjects						School Performance Index	Rank of the School			
		Religion	First Language	English	Science	Mathematics	History		Edu. Zone	District	Province	Island
DELTA GEMUNUPURA M.V., PUSSELLAWA.	96	56	55	60	59	56	53	57	1	7	40	338
AL-ARAFAT MUSLIM VIDYALAYA, NAWALAPITIYA.	32	51	58	60	50	57	62	56	2	9	47	388
MALDENIYA MAHA VIDYALAYA, MALDENIYA.	24	52	50	53	58	57	60	55	3	15	55	458
JAYAHOLA NATIONAL SCHOOL, PUNDUL OYA.	77	52	54	52	61	53	54	54	4	16	65	527
HARANGALA M.V., NAWALAPITIYA.	82	47	54	52	57	52	57	53	5	19	74	610
QUEEN'S BERRY TAMIL VIDYALAYA, KATABOOLA.	21	52	59	49	39	53	64	53	5	19	74	610
HEDUNUWEWA M.M.V., HEDUNUWEWA.	60	49	51	52	55	54	51	52	7	25	88	720
HINDU COLLEGE, RAMBODA.	49	51	48	47	41	53	70	52	7	25	88	720
AL-MINHAJ NATIONAL SCHOOL, HAPUGASTALAWA.	84	53	56	56	47	45	49	51	9	32	109	837
BERAMANA VIDYALAYA, HATTON.	36	51	50	51	56	47	53	51	9	32	109	837
WEERASEKARA MAHA VIDYALAYA, KATUKITHULA.	65	48	52	46	52	49	50	50	11	36	124	963
EYRIE TAMIL VIDYALAYA, RAMBODA.	47	45	54	44	45	47	53	48	12	50	164	1269
PUNDULU OYA TAMIL M.V., PUNDUL OYA.	135	50	49	46	45	49	45	47	13	60	191	1441
SRI BUDDHARAJA M. VIDYALAYA, NAWALAPITIYA.	49	43	50	42	48	46	48	46	14	70	218	1639
ROGERSONGAMA M.V., NAWALAPITIYA.	38	41	43	42	49	46	56	46	14	70	218	1639
VIVEKANANTHA M. VIDYALAYA, PUNDULOYA.	36	49	59	43	31	42	49	46	14	70	218	1639
GAMINI DISSANAYAKE NATIONAL COLLEGE, KOTMALE.	119	46	45	48	48	42	47	46	14	70	218	1639
SIRI SAMAN S.M.V. NAWALAPITIYA.	49	42	50	44	44	45	46	45	18	79	242	1823
WIGNESWARA MAHA VIDYALAYA, KATUKITULA.	29	47	50	40	38	46	48	45	18	79	242	1823
KATABOOLA NO 1 TAMIL V., KOTMALE.	61	48	48	45	36	43	48	45	18	79	242	1823
NAYAPANA MAHA VIDYALAYA, GAMPOLA.	51	42	44	47	40	43	43	43	21	97	297	2207
LABUKELE TAMIL MAHA VIDYALAYA, LABUKELLE.	32	43	49	42	31	44	41	42	22	109	327	2394
SIVANANDA HINDU VIDYALAYA, PUNDALUOYA.	55	43	41	31	32	40	38	38	23	145	421	2969
Total	1327											

* School Candidates (1st attempt)

School Performance Indices – G.C.E. (O/L) Examination – 2021

(Schools with 20 or more candidates)

Province | CENTRAL
District | NUWARAELIYA
Edu. Zone | HATTON

School	No of Candidates*	Performance Indices of Subjects						School Performance Index	Rank of the School			
		Religion	First Language	English	Science	Mathematics	History		Edu. Zone	District	Province	Island
HIGHLANDS MADHYA MAHA VIDYALAYA, HATTON.	192	67	69	71	65	70	69	69	1	1	7	56
SRIPADA MADHYA MAHA VIDYALAYA, HATTON.	109	53	56	58	65	58	57	58	2	6	35	292
ST. GABRIELS GIRLS COLLEGE, HATTON.	99	58	60	60	56	53	57	57	3	7	40	338
GINIGATHENA M.M.V., GINIGATHENA.	226	54	55	58	60	57	53	56	4	9	47	388
ST. JOHN BOSCO MAHA VIDYALAYA, HATTON.	101	48	53	52	61	63	58	56	4	9	47	388
AMBAGAMUWA MAHA VIDYALAYA, UDABULATHGAMA.	100	48	48	59	57	51	50	52	6	25	88	720
NORWOOD TAMIL MAHA VIDYALAYA. NORWOOD.	122	53	54	52	50	52	51	52	6	25	88	720
LAKSHAPANA MADHYA MAHA VIDYALAYA, LAKSHAPANA.	52	50	48	51	49	49	49	49	8	42	144	1114
SHANNON TAMIL VIDYALAYA, HATTON.	62	48	56	48	43	52	46	49	8	42	144	1114
SRI NISSANKAMALLA MAHA VIDYALAYA, HATTON.	26	42	51	47	56	49	49	49	8	42	144	1114
ST. MARY'S CENTRAL COLLEGE, BOGAWANTALAWA.	121	47	50	46	45	53	50	49	8	42	144	1114
ST. JOSEPHS TAMIL MAHA VIDYALAYA, MASKELIYA.	152	46	51	48	43	47	49	47	12	60	191	1441
HOLY ROSARY TAMIL MAHA VIDYALAYA, BAGAWANTALAWA.	54	50	50	46	36	46	49	46	13	70	218	1639
KIRKOSWALD NO. 2 TAMIL VIDYALAYA, BOGAWANTHALAWA.	22	55	47	41	41	49	38	45	14	79	242	1823
MOTTINGHAM TAMIL VIDYALAYA, MESKELIYA.	20	51	52	44	42	44	37	45	14	79	242	1823
HORNSEY COLLEGE, DICKOYA.	123	48	52	42	38	46	45	45	14	79	242	1823
THERESIA TAMIL VIDYALAYA, BOGAWANTHALAWA.	36	53	57	40	38	41	41	45	14	79	242	1823
ABBOTSLEIGH TAMIL VIDYALAYA, HATTON.	43	46	47	39	33	57	42	44	18	91	271	2013
ANNFIELD TAMIL MAHA VIDYALAYA, DICKOYA.	43	48	50	39	39	42	48	44	18	91	271	2013
PANMURE TAMIL VIDYALAYA, HATTON.	40	45	49	42	33	46	50	44	18	91	271	2013
DICKOYA TAMIL M. VIDYALAYA, DICKOYA.	50	50	50	40	31	44	43	43	21	97	297	2207
GANGEWATTE TAMIL VIDYALAYA, MASKELIYA.	22	41	49	48	37	45	35	43	21	97	297	2207
GARTMORE TAMIL VIDYALAYA. MASKELIYA.	37	46	48	36	43	42	40	43	21	97	297	2207
BOGAWANA KILLARNEY T.V. BOGAWANTALAWA.	23	49	54	45	34	38	39	43	21	97	297	2207

School Performance Indices – G.C.E. (O/L) Examination – 2021

(Schools with 20 or more candidates)

Province | CENTRAL
District | NUWARAELIYA
Edu. Zone | HATTON

School	No of Candidates*	Performance Indices of Subjects						School Performance Index	Rank of the School			
		Religion	First Language	English	Science	Mathematics	History		Edu. Zone	District	Province	Island
MALAIMAGAL TAMIL VIDYALAYA, HATTON.	30	44	48	43	39	42	39	43	21	97	297	2207
WIDULIPURA MAHA VIDYALAYA, WIDULIPURA.	32	39	42	40	48	51	39	43	21	97	297	2207
FETTERESSO TAMIL VIDYALAYA, BAGAWANTALAWA.	25	40	42	35	33	52	48	42	27	109	327	2394
MOCHA TAMIL VIDYALAYA (MOCHA WINNERS COLLEGE), MASKELIYA.	27	43	48	39	29	50	43	42	27	109	327	2394
WATAWALA SINHALA VIDYALAYA, WATAWALA.	21	43	42	44	44	38	41	42	27	109	327	2394
BLOOMFIELD TAMIL MAHA VIDYALAYA, MASKELIYA.	94	45	46	40	36	41	35	41	30	119	356	2565
FORDYCE T.VIDYALAYA DICKOYA	31	46	49	37	33	40	40	41	30	119	356	2565
GANAPATHY TAMIL MAHA VIDYALAYA, NORTON BRIDGE.	27	41	43	45	28	41	50	41	30	119	356	2565
KALUGALA MAHA VIDYALAYA, NAWALAPITIYA.	54	37	43	40	43	41	43	41	30	119	356	2565
MORAHENAGAMA MAHA VIDYALAYA, HATTON.	22	40	38	39	42	44	40	41	30	119	356	2565
TIENTSIN TAMIL MAHA VIDYALAYA, BOGAWANTHALAWA.	34	39	47	37	43	50	30	41	30	119	356	2565
ELBEDDA TAMIL VIDYALAYA, BOGAWANTALAWA.	22	42	42	38	40	44	35	40	36	129	385	2712
IREBY TAMIL VIDYALAYA NORWOOD.	49	38	50	40	38	35	36	40	36	129	385	2712
KADAWALA VIGNESWARA VIDYALAYA, GINIGATHENA.	35	41	44	42	30	42	38	40	36	129	385	2712
CAMPION TAMIL M. VIDYALAYA, BOGAWANTALAWA.	60	43	46	40	28	38	39	39	39	138	411	2871
CARFAX TAMIL VIDYALAYA, HATTON.	65	40	43	42	31	43	36	39	39	138	411	2871
KUILWATTE TAMIL V., ROZELLA.	49	47	50	39	25	33	39	39	39	138	411	2871
LOINORN TAMIL VIDYALAYA, BOGAWANTALAWA,	26	37	55	24	29	46	40	39	39	138	411	2871
LUCCOMBE TAMIL VIDYALAYA, MASKELIYA.	47	43	50	35	31	35	39	39	39	138	411	2871
FAIRLAWN TAMIL VIDYALAYA, UPCOT.	45	38	46	34	27	39	43	38	44	145	421	2969
BARATHI TAMIL VIDYALAYA, UPCOT.	42	41	43	35	31	43	33	38	44	145	421	2969
TILLYRIE TAMIL VIDYALAYA, DICKOYA.	40	42	40	32	27	42	38	37	46	150	435	3058
WATAWALA TAMIL MAHA VIDYALAYA, WATAWALA.	47	38	41	34	34	33	41	37	46	150	435	3058
GAWARAVILA TAMIL MAHA VIDYALAYA, UPCOT.	94	41	44	34	32	38	35	37	46	150	435	3058

School Performance Indices – G.C.E. (O/L) Examination – 2021

(Schools with 20 or more candidates)

Province	CENTRAL
District	NUWARAELIYA
Edu. Zone	HATTON

School	No of Candidates*	Performance Indices of Subjects						School Performance Index	Rank of the School			
		Religion	First Language	English	Science	Mathematics	History		Edu. Zone	District	Province	Island
NALLATHANNEER TAMIL MAHA VIDYALAYA, MASKELIYA.	53	38	41	36	31	34	34	36	49	160	455	3161
SAMANELIYA MAHA VIDYALAYA, MASKELIYA.	26	39	34	36	34	34	32	35	50	162	467	3224
ST. JOHN DEL REY TAMIL VIDYALAYA, NORWOOD.	27	40	41	33	33	38	27	35	50	162	467	3224
Total	2999											

* School Candidates (1st attempt)

School Performance Indices – G.C.E. (O/L) Examination – 2021

(Schools with 20 or more candidates)

Province | CENTRAL
District | NUWARAELIYA
Edu. Zone | WALAPANE

School	No of Candidates*	Performance Indices of Subjects						School Performance Index	Rank of the School			
		Religion	First Language	English	Science	Mathematics	History		Edu. Zone	District	Province	Island
SRI SUMANGALA NATIONAL SCHOOL, NILDANDAHINNA.	176	52	53	49	54	56	55	53	1	19	74	610
SRI DHAMMAJOTHI VIDYALAYA, NILDANDAHINNA.	45	52	50	48	49	50	58	51	2	32	109	837
SENARATH MAHA VIDYALAYA, KURUPANAWELA.	25	61	54	42	51	44	51	51	2	32	109	837
RAGALA TAMIL MAHA VIDYALAYA, HALGRANOYA.	155	52	51	52	45	47	53	50	4	36	124	963
BATAGOLLA PUSSADEWA M.M.V., WALAPANE.	68	47	52	47	52	46	50	49	5	42	144	1114
KEERTHIBANDARA MAHA VIDYALAYA, KUMBALGAMUWA.	42	47	45	46	53	48	52	49	5	42	144	1114
T.B.M. HERATH M.V., RAGALA HALGRANOYA.	113	45	45	51	50	46	49	48	7	50	164	1269
TULLOES TAMIL MAHA VIDYALAYA, UDAPUSSELLAWA.	69	48	54	40	49	47	47	48	7	50	164	1269
SILVERKANDY TAMIL VIDYALAYA, HALGRANOYA.	46	52	52	42	42	42	52	47	9	60	191	1441
SRI VIDYAPRADEEPA M.V., NILDANDAHINNA.	38	52	52	32	41	41	57	46	10	70	218	1639
LIYANAWELA SRI SUDARMA VIDYALAYA, MUNWATTA.	38	45	45	36	51	50	44	45	11	79	242	1823
RILLAMULLA TAMIL MAHA VIDYALAYA, KANDAPOLA	63	50	54	39	41	40	47	45	11	79	242	1823
ST. LEONARD'S TAMIL MAHA VIDYALAYA, HALGRANOYA.	63	45	50	46	39	42	47	45	11	79	242	1823
LIDDESDALE TAMIL VIDYALAYA, HALGRANOYA.	29	44	54	46	30	45	41	43	14	97	297	2207
MADULLA MAHA VIDYALAYA, UDAPUSSELLAWA.	57	46	46	37	43	41	47	43	14	97	297	2207
SRI DHARMAPALA MAHA VIDYALAYA, MUNWATTE.	20	46	47	37	39	42	44	43	14	97	297	2207
HIGHFOREST NO. 3 TAMIL VIDYALAYA KANDAPOLA.	45	46	48	43	39	37	38	42	17	109	327	2394
SIDUHATH MAHA VIDYALAYA, THERIPEHE.	22	52	35	32	32	53	49	42	17	109	327	2394
RUPAHA MAHA VIDYALAYA, RUPAHA.	58	43	43	33	42	45	39	41	19	119	356	2565
AMHERST TAMIL VIDYALAYA UDAPUSSELLAWA.	35	46	45	42	33	39	37	40	20	129	385	2712
EGODAKANDA SRI NANDARAMA VIDYALAYA, WALAPANE.	26	45	43	32	36	37	42	39	21	138	411	2871
PANNALA MAHA VIDYALAYA, KUMBALGAMUWA.	33	39	39	37	38	46	36	39	21	138	411	2871
KALAGANWATTA NAVODYA VIDYALAYA, KALAGANWATTA.	63	41	37	36	40	41	35	38	23	145	421	2969
KOTAMBE M.V., RUPAHA.	20	45	36	31	37	37	38	37	24	150	435	3058

* School Candidates (1st attempt)

School Performance Indices – G.C.E. (O/L) Examination – 2021

(Schools with 20 or more candidates)

Province | CENTRAL
 District | NUWARAELIYA
 Edu. Zone | WALAPANE

School	No of Candidates*	Performance Indices of Subjects						School Performance Index	Rank of the School			
		Religion	First Language	English	Science	Mathematics	History		Edu. Zone	District	Province	Island
MAHAUVA TAMIL SCHOOL, WALAPANE.	36	40	45	34	34	30	36	37	24	150	435	3058
HARASBEDDA SINHALA MAHA VIDYALAYA, HARASBEDDA.	28	37	29	25	31	30	30	30	26	172	491	3412
Total	1413											

* School Candidates (1st attempt)

School Performance Indices – G.C.E. (O/L) Examination – 2021

(Schools with 20 or more candidates)

Province	CENTRAL
District	NUWARAELIYA
Edu. Zone	HANGURANKETHA

School	No of Candidates*	Performance Indices of Subjects						School Performance Index	Rank of the School			
		Religion	First Language	English	Science	Mathematics	History		Edu. Zone	District	Province	Island
PORAMADULLA M.M.V., RIKILLAGASKADA.	299	66	68	69	71	68	65	68	1	2	11	68
SIRIMAVO BANDARANAYAKA BALIKA M.V., HANGURANKETHA.	63	54	59	58	52	54	56	56	2	9	47	388
EKIRIYA KANISHTA VIDYALAYA, EKIRIYA.	22	48	42	47	59	53	43	49	3	42	144	1114
DIYATHILAKA M.M. VIDYALAYA, HANGURANKETHA.	216	49	50	43	48	47	48	48	4	50	164	1269
RIKILLAGASKADA MODEL SCHOOL, RIKILLAGASKADA,	82	48	49	49	48	46	46	48	4	50	164	1269
HK/DENIKE SECONDARY SCHOOL RIKILLAGASKADA.	148	48	48	43	51	47	45	47	6	60	191	1441
PALLEBOWALA MAHA VIDYALAYA, PALLEBOWALA.	88	50	47	35	46	46	41	44	7	91	271	2013
VIDYAKARA M.VIDYALAYA., RIKILLAGASKADA.	102	43	44	39	47	44	46	44	7	91	271	2013
VIGNESWARA TAMIL MAHA VIDYALAYA, HEWAHETA.	30	48	47	41	32	46	41	43	9	97	297	2207
MATHURATA MAHA VIDYALAYA, MATHURATA.	47	41	45	33	46	40	44	42	10	109	327	2394
MOOLOYA TAMIL VID., HEWAHETA.	34	42	54	33	34	46	41	42	10	109	327	2394
HANDAWALAPITIYA VIDYALAYA, HANDAWALAPITIYA.	30	47	40	37	41	39	43	41	12	119	356	2565
VICTORIA NATIONAL COLLEGE GONAGANTENNA.	78	42	42	38	44	41	41	41	12	119	356	2565
DEEGALAHINNA M.V., ELAMULLA.	26	40	45	35	38	41	43	40	14	129	385	2712
GONAKELLE V., VIA KANDAPOLA.	20	44	40	37	51	35	32	40	14	129	385	2712
PADIYAPELELLA NAVODYA M. VIDYALAYA, PADIYAPELELLA.	61	41	44	35	38	40	39	40	14	129	385	2712
RAHATHUNGODA MAHA VIDYALAYA, HEWAHETA.	27	36	35	30	41	36	39	36	17	160	455	3161
VIVEKANANDA T.V., HEWAHETA.	24	38	43	32	18	33	41	34	18	166	475	3281
UDAWELA MAHA VIDYALAYA, MANDARAMNUWARA.	34	45	36	30	32	34	29	34	18	166	475	3281
HAPPAWARA KANISHTA V., ILLAGOLLA.	23	31	37	31	37	25	26	31	20	170	487	3391
Total	1454											

* School Candidates (1st attempt)

SOUTHERN PROVINCE

School Performance Indices – G.C.E. (O/L) Examination – 2021

(Schools with 20 or more candidates)

Province	SOUTHERN
District	GALLE
Edu. Zone	GALLE

School	No of Candidates*	Performance Indices of Subjects						School Performance Index	Rank of the School			
		Religion	First Language	English	Science	Mathematics	History		Edu. Zone	District	Province	Island
SOUTHLANDS VIDYALAYA, GALLE.	310	69	74	73	69	69	71	71	1	1	6	38
SANGAMITTA BALIKA M.V., GALLE.	408	68	74	72	69	67	70	70	2	2	8	52
SRI SECRED HEART CONVENT BALIKA MAHA VIDYALAYA, GALLE.	191	66	69	74	67	67	67	68	3	4	11	68
RICHMOND VIDYALAYA, GALLE.	357	62	65	72	68	66	68	67	4	5	13	83
RIPPON BALIKA MAHA VIDYALAYA, GALLE.	224	64	72	68	66	65	65	67	4	5	13	83
MAHINDA VIDYALAYA, GALLE.	280	61	63	69	69	68	66	66	6	7	17	100
CHRIST CHURCH BALIKA M.V., BADDEGAMA.	221	65	67	63	61	63	64	64	7	8	19	136
ANULADEVI BALIKA VIDYALAYA GALLE.	218	62	66	63	63	61	63	63	8	9	22	157
JANADIPATHI BALIKA VIDYALAYA, GALLE .	184	62	68	60	60	58	62	62	9	10	24	176
SIRI DHAMMA VIDYALAYA, AKMEEMANA.	261	58	63	63	61	61	62	61	10	12	27	200
VIDYALOKA M.V., GALLE.	221	57	59	62	65	62	62	61	10	12	27	200
ST. ALOYSIUS MAHA VIDYALAYA, GALLE.	269	55	56	65	62	60	59	60	12	15	32	229
ALL SAINTS MADHYA MAHA VIDYALAYA, GALLE.	139	49	49	60	61	56	58	56	13	20	50	388
MUSLIM BALIKA MAHA VIDYALAYA, GALLE.	100	56	54	57	60	55	52	56	13	20	50	388
HAPUGALA MAHA VIDYALAYA, WAKWELLA.	97	55	58	52	54	48	57	54	15	25	67	527
GINTOTA MAHA VIDYALAYA, GINTOTA.	223	51	51	51	51	52	55	52	16	30	91	720
MANAVILA UPANANDA M.M.V., WALAHANDUWA.	128	48	53	50	52	50	56	52	16	30	91	720
CHRIST CHURCH BOYS' M.V., BADDEGAMA.	216	47	47	50	56	52	53	51	18	33	109	837
IHALAGODA SUMANGALA KANISHTA VIDYALAYA, AKMEEMANA.	150	48	54	51	51	48	52	51	18	33	109	837
MEEPAWALA AMARASOORIYA MAHA VIDYALAYA, PODDALA.	143	48	53	48	50	51	56	51	18	33	109	837
PIYATHISSA MAHA VIDYALAYA, GALLE.	21	52	52	49	44	55	52	51	18	33	109	837
HIYARE EAST KANISHTA VIDYALAYA, HIYARE.	31	59	52	43	44	47	53	50	22	41	127	963
ST. ANTHONY'S M.V., BADDEGAMA.	177	51	51	48	49	49	49	50	22	41	127	963
BATEMULLA NATIONAL SCHOOL, IMADUWA.	290	47	52	46	49	50	52	49	24	46	144	1114

School Performance Indices – G.C.E. (O/L) Examination – 2021

(Schools with 20 or more candidates)

Province	SOUTHERN
District	GALLE
Edu. Zone	GALLE

School	No of Candidates*	Performance Indices of Subjects						School Performance Index	Rank of the School			
		Religion	First Language	English	Science	Mathematics	History		Edu. Zone	District	Province	Island
KEEMBIYA GAMINI M.V., GALLE.	25	53	48	47	52	41	52	49	24	46	144	1114
NAVINNA MUSLIM KANISHTA VIDYALAYA, GALLE.	29	51	49	56	47	52	41	49	24	46	144	1114
DR. RICHARD PATHIRANA VIDYALAYA, ULUVITIKE.	119	46	48	53	51	48	49	49	24	46	144	1114
AHANGAMA SARIPUTHRA MAHA VIDYALAYA, AHANGAMA.	108	46	46	46	50	46	51	48	28	56	171	1269
DIKKUMBURA SRI SIDDHARTHA M.V., AHANGAMA.	228	48	48	46	48	46	49	48	28	56	171	1269
WANDURAMBA MADHYA MAHA VIDYALAYA, WANDURAMBA.	182	49	50	48	46	48	47	48	28	56	171	1269
BONAVISTA M.V., UNAWATUNA.	62	45	49	49	49	45	45	47	31	64	192	1441
HIRIMBURA SULAIMANIYA MAHA VIDYALAYA, GALLE.	23	48	44	57	53	40	40	47	31	64	192	1441
KALAHE SRI SUMANGALODAYA MAHA VIDYALAYA, WANCHAWELA.	164	45	47	46	49	46	49	47	31	64	192	1441
AHANGAMA ROHANA M.V., AHANGAMA.	146	46	48	45	45	46	51	47	31	64	192	1441
KATHALUWA M.M.V., AHANGAMA.	71	45	43	52	50	48	46	47	31	64	192	1441
ANGULUGAHA MAHA VIDYALAYA, ANGULUGAHA.	67	49	48	41	45	43	50	46	36	76	222	1639
PILANA VIDYARTHODAYA MAHA VIDYALAYA, WANCHAWELA.	83	44	47	44	45	46	47	46	36	76	222	1639
DORAPE MAHA VIDYALAYA, ANGULUGAHA.	75	45	46	40	49	42	45	45	38	82	245	1823
GINIMELLAGAHA M.V., GINIMELLAGAHA.	20	47	45	54	40	39	42	45	38	82	245	1823
KITHULAMPITIYA ANANDA MAHA VIDYALAYA, GALLE.	35	45	47	42	48	42	43	45	38	82	245	1823
MALHARUS SULHIYA CENTRAL COLLEGE, GALLE.	73	45	43	50	38	49	44	45	38	82	245	1823
DANGEDARA JAYAWARDENA MAHA VIDYALAYA, GALLE.	21	49	40	47	39	39	50	44	42	91	267	2013
HEENATIGALA SARIPUTHRA MAHA VIDYALAYA, TALPE.	54	44	43	39	52	50	36	44	42	91	267	2013
SUGATHANANDA MAHA VIDYALAYA, TALPE.	45	45	47	43	41	45	45	44	42	91	267	2013
LANUMODARA VIJAYA MAHA VIDYALAYA, HABARADUWA.	20	44	44	44	37	41	46	43	45	104	287	2207
OLCOTT M.V., GALLE.	66	43	42	45	42	38	44	42	46	111	300	2394
SRI RATHANASARA M.V., BADDEGAMA.	70	44	44	39	41	43	43	42	46	111	300	2394
AKMEEMANA MAHA VIDYALAYA, AKMEEMANA.	63	41	43	39	39	41	42	41	48	115	311	2565

School Performance Indices – G.C.E. (O/L) Examination – 2021

(Schools with 20 or more candidates)

Province	SOUTHERN
District	GALLE
Edu. Zone	GALLE

School	No of Candidates*	Performance Indices of Subjects						School Performance Index	Rank of the School			
		Religion	First Language	English	Science	Mathematics	History		Edu. Zone	District	Province	Island
BATADUWA SRI RATHANAJOTHI M.V., GALLE.	49	39	46	41	42	39	37	41	48	115	311	2565
ETHTHILIGODA SRI SUDARSHI MAHA VIDYALAYA, GALLE.	29	41	44	36	40	46	41	41	48	115	311	2565
THITTAGALLA ATANIKITHA KANISHTA VIDYALAYA, AHANGAMA.	32	42	48	34	39	42	43	41	48	115	311	2565
KATUKURUNDA DHARMIKA MAHA VIDYALAYA, HABARADUWA.	136	42	44	38	37	37	42	40	52	122	329	2712
PITADENIYA M.V., GALLE.	22	44	42	33	39	40	40	40	52	122	329	2712
SUDHARMA MAHA VIDYALAYA, GALLE.	88	40	38	41	43	37	38	40	52	122	329	2712
USWATHUN HASANA MAHA VIDYALAYA, GALLE.	41	41	43	47	38	42	31	40	52	122	329	2712
BALAGODA MAHA VIDYALAYA, PODDALA.	24	40	45	32	37	38	43	39	56	132	348	2871
KAHANDA MAHA VIDYALAYA, ANGULUGAHA.	21	35	42	38	37	40	38	38	57	133	352	2969
UNAWATUNA MAHA VIDYALAYA, UNAWATUNA.	69	39	35	38	44	37	36	38	57	133	352	2969
THITTAGALLA DOMBAGODA MAHA VIDYALAYA, AHANGAMA.	24	37	38	30	38	33	47	37	59	135	356	3058
WELHENGODA SRI GUNARATANA KANISHTA VIDYALAYA, AHANGAMA.	37	38	37	36	33	38	36	36	60	137	366	3161
ZAHIRA CENTRAL COLLEGE, GINTOTA.	129	36	37	44	35	34	32	36	60	137	366	3161
HOWPE MAHA VIDYALAYA, HOWPE.	20	30	39	35	34	34	31	34	62	140	373	3281
UKWATTA KANISHTA VIDYALAYA, GINTOTA.	21	30	34	35	48	25	34	34	62	140	373	3281
Total	7450											

* School Candidates (1st attempt)

School Performance Indices – G.C.E. (O/L) Examination – 2021

(Schools with 20 or more candidates)

Province | SOUTHERN
District | GALLE
Edu. Zone | ELPITIYA

School	No of Candidates*	Performance Indices of Subjects						School Performance Index	Rank of the School			
		Religion	First Language	English	Science	Mathematics	History		Edu. Zone	District	Province	Island
ST. THERESA'S BALIKA M.V., ELPITIYA.	112	62	65	52	56	56	57	58	1	17	38	292
IDIPALGODA M.V., PITIGALA.	117	56	59	51	56	55	57	56	2	20	50	388
KARANDENIYA M.M.V., KARANDENIYA.	389	54	56	52	58	58	56	56	2	20	50	388
ANANDA M.M.V., ELPITIYA.	387	52	55	52	54	54	55	54	4	25	67	527
GAMINI MADHYA MAHA VIDYALAYA, BENTHOTA.	143	50	51	53	58	56	57	54	4	25	67	527
RANTHOTUWILA M.V., VIA URAGASMANHANDIYA	21	56	50	49	57	51	50	52	6	30	91	720
VIDYADARSHA K.VIDYALAYA., PITIGALA.	30	60	55	44	47	48	53	51	7	33	109	837
AMUGODA M.V., VIA ELPITIYA.	55	54	50	42	47	50	59	50	8	41	127	963
MAGALA NORTH SRI WIPULASARA MAHA VIDYALAYA, URAGASMANHANDIYA.	30	48	53	45	44	54	53	50	8	41	127	963
PODDIWALA MAHA VIDYALAYA, MATHTHAKA.	119	50	50	45	46	48	52	49	10	46	144	1114
AVITHTHAWA NALANDA M.V., GANEGODA.	95	53	52	41	48	45	49	48	11	56	171	1269
GONAGALA MAHA VIDYALAYA, BENTOTA.	135	49	50	46	47	45	51	48	11	56	171	1269
HATHTHAKA MAHA VIDYALAYA, PITIGALA.	26	53	53	52	39	42	51	48	11	56	171	1269
ELAKAKA MAHA VIDYALAYA, HABURUGALA.	150	47	49	47	46	45	48	47	14	64	192	1441
ETHKANDURA SEEWALIE MAHA VIDYALAYA, ETHKANDURA.	77	46	49	44	48	46	50	47	14	64	192	1441
GANEGODA MAHA VIDYALAYA, GANEGODA.	49	51	53	40	45	47	44	47	14	64	192	1441
AMPEGAMA M.V., AMPEGAMA.	126	51	49	42	43	44	50	47	14	64	192	1441
MIRISWATTA MAHA VIDYALAYA, BENTHOTA.	105	47	48	38	46	43	46	45	18	82	245	1823
ST. MARY'S MAHA VIDYALAYA, ELPITIYA.	63	42	47	40	44	50	47	45	18	82	245	1823
THUNDUWA MUSLIM MAHA VIDYALAYA, HABURUGALA.	21	47	45	50	38	44	46	45	18	82	245	1823
KAHADUWA MAHA VIDYALAYA, KAHADUWA.	87	49	44	37	44	46	42	44	21	91	267	2013
NAWADAGALA MAHA VIDYALAYA, NAWADAGALA.	53	49	49	38	42	42	44	44	21	91	267	2013
YATAGALA M.V., URAGASMANHANDIYA.	161	42	41	43	46	43	46	44	21	91	267	2013
NIYAGAMA VIJITHA M.M.V., THALGASWALA.	50	43	45	39	38	39	46	42	24	111	300	2394

* School Candidates (1st attempt)

School Performance Indices – G.C.E. (O/L) Examination – 2021

(Schools with 20 or more candidates)

Province	SOUTHERN
District	GALLE
Edu. Zone	ELPITIYA

School	No of Candidates*	Performance Indices of Subjects						School Performance Index	Rank of the School			
		Religion	First Language	English	Science	Mathematics	History		Edu. Zone	District	Province	Island
MADAKUMBURA MAHA VIDYALAYA, KARANDENIYA.	139	41	40	37	41	43	41	41	25	115	311	2565
BANDULA SENADHEERA MAHA VIDYALAYA, KARANDENIYA.	30	46	37	33	44	42	36	40	26	122	329	2712
DIVITHURA SRI DHAMMATHILAKA MAHA VIDYALAYA, ETHKANDURA.	35	43	44	37	34	38	46	40	26	122	329	2712
ANURUDDA K.V. KARANDENIYA.	68	42	43	37	39	39	41	40	26	122	329	2712
SRI VIDYATHILAKA PIRIVENA, PITIGALA.	40	40	40	36	37	40	45	40	26	122	329	2712
GURUKANDA M.V., INDURUWA.	27	40	40	34	36	37	37	37	30	135	356	3058
GALAHENKANDA M.V., BADDEGAMA.	22	35	37	24	32	31	39	33	31	142	376	3325
Total	2962											

* School Candidates (1st attempt)

School Performance Indices – G.C.E. (O/L) Examination – 2021

(Schools with 20 or more candidates)

Province | SOUTHERN
District | GALLE
Edu. Zone | AMBALANGODA

School	No of Candidates*	Performance Indices of Subjects						School Performance Index	Rank of the School			
		Religion	First Language	English	Science	Mathematics	History		Edu. Zone	District	Province	Island
DHARMASOKA M.V., AMBALANGODA.	458	69	69	71	69	70	68	69	1	3	9	56
P.DE S. KULARATHNA MAHA VIDYALAYA, AMBALANGODA.	265	60	60	63	64	63	63	62	2	10	24	176
PRAJAPATHI GOTHAMI BALIKA M.V., AMBALANGODA.	210	63	60	59	57	59	58	59	3	16	34	252
SRI DEVANANDA M.V., AMBALANGODA.	311	60	58	58	59	58	56	58	4	17	38	292
SIRI ABHAYATISSA KANISHTA VIDYALAYA, WATHUGEDARA.	27	53	53	60	52	56	69	57	5	19	43	338
MAHAMAYA BALIKA VIDYALAYA, HIKKADUWA.	32	54	52	47	48	51	51	51	6	33	109	837
SARALANKARA M.V., GONAPINUWALA.	198	50	49	51	51	50	52	51	6	33	109	837
NINDANA MAHA VIDYALAYA, NINDANA.	69	54	52	44	51	48	52	50	8	41	127	963
ALUTHWALA MAHA VIDYALAYA, ALUTHWALA.	66	47	43	48	54	49	54	49	9	46	144	1114
KULEEGODA SUMANA K.V., KULEEGODA.	52	49	45	41	55	45	56	49	9	46	144	1114
REWATHA M.M.V., BALAPITIYA.	232	49	49	48	50	51	48	49	9	46	144	1114
SIDDHARTHA MADHYA MAHA VIDYALAYA, BALAPITIYA.	66	49	52	45	47	47	50	48	12	56	171	1269
BODHIRAJA MAHA VIDYALAYA, HIKKADUWA.	29	47	51	38	49	47	43	46	13	76	222	1639
DEVAPATHIRAJA NATIONAL SCHOOL RATHGAMA.	259	45	47	45	46	44	48	46	13	76	222	1639
SRI SUMANGALA M.M.V., HIKKADUWA.	136	46	44	45	45	45	48	46	13	76	222	1639
SRIPATHI MAHA VIDYALAYA, WATHUGEDARA.	67	43	48	44	47	48	46	46	13	76	222	1639
BATAPOLA M.M.V., BATAPOLA.	197	44	47	45	44	45	45	45	17	82	245	1823
PERELIYA SRI JINARATHANA MAHA VIDYALAYA, TELWATTA.	44	44	43	42	46	49	48	45	17	82	245	1823
BATAPOLA SRI KALYANATISSA VIDYALAYA, BATAPOLA.	69	46	44	45	41	43	45	44	19	91	267	2013
KAHAWA RATHANASARA M.V., KAHAWA.	22	45	45	37	47	41	48	44	19	91	267	2013
WERAGODA VIJAYABA MAHA VIDYALAYA, MEETIYAGODA.	79	49	45	40	41	42	45	44	19	91	267	2013
HEGALLA MAHA VIDYALAYA, KOSGODA.	81	46	42	43	45	36	45	43	22	104	287	2207
HENNATOTA VIDYAWARDANA MAHA VIDYALAYA, DODANDUWA.	24	40	44	40	49	43	43	43	22	104	287	2207
MALIDUWA SARIPUTHRA M.V. BOOSSA.	29	45	43	39	47	44	42	43	22	104	287	2207

School Performance Indices – G.C.E. (O/L) Examination – 2021

(Schools with 20 or more candidates)

Province	SOUTHERN
District	GALLE
Edu. Zone	AMBALANGODA

School	No of Candidates*	Performance Indices of Subjects						School Performance Index	Rank of the School			
		Religion	First Language	English	Science	Mathematics	History		Edu. Zone	District	Province	Island
MAWADAWILA MALIYADEWA M.V., RATHGAMA.	37	46	41	39	47	41	42	43	22	104	287	2207
ROHANA VIDYALAYA, DODANDUWA.	65	42	42	41	45	41	46	43	22	104	287	2207
MADAMPA M.M.V., KULEEGODA.	102	44	42	35	45	39	47	42	27	111	300	2394
RAJAPAKSHA MAHA VIDYALAYA, AHUNGALLA.	104	40	43	39	42	40	41	41	28	115	311	2565
SRI WIMALA BUDDHI M.V., HIKKADUWA.	49	38	40	35	46	38	40	40	29	122	329	2712
GRAMANIE MAHA VIDYALAYA, AMBALANGODA.	32	30	34	25	25	28	29	29	30	143	378	3425
Total	3411											

* School Candidates (1st attempt)

School Performance Indices – G.C.E. (O/L) Examination – 2021

(Schools with 20 or more candidates)

Province | SOUTHERN
District | GALLE
Edu. Zone | UDUGAMA

School	No of Candidates*	Performance Indices of Subjects						School Performance Index	Rank of the School			
		Religion	First Language	English	Science	Mathematics	History		Edu. Zone	District	Province	Island
HAPPITIYA KANISHTA VIDYALAYA, NELUWA.	20	61	65	55	60	64	62	61	1	12	27	200
NAGODA RAJAKEEYA VIDYALAYA, GALLE.	163	57	52	57	55	56	54	55	2	24	62	458
MAPALAGAMA SIRISUNANDA MAHA VIDYALAYA, MAPALAGAMA.	173	54	56	51	51	53	52	53	3	28	81	610
NELUWA M.M.V., GALLE.	245	54	56	51	53	51	52	53	3	28	81	610
UDUGAMA M.V., UDUGAMA.	132	54	53	49	48	49	52	51	5	33	109	837
POLPAGODA M.V., YAKKALAMULLA.	121	50	50	46	51	51	46	49	6	46	144	1114
VIDYARAJA M.M.V., THAWALAMA.	194	48	50	48	47	49	51	49	6	46	144	1114
OPATHA MAHA VIDYALAYA, GALLE.	127	53	49	44	48	46	48	48	8	56	171	1269
DELLAWA MAHA VIDYALAYA, MORAWAKA.	40	47	46	46	49	44	49	47	9	64	192	1441
THELAMBURA DUTUGEMUNU M.V., NAKIYADENIYA.	119	45	50	43	48	47	51	47	9	64	192	1441
UNANVITIYA SRI REWATHA M.V., BADDEGAMA.	23	49	48	39	52	48	48	47	9	64	192	1441
HALVITIGALA SHARIPUTHRA MAHA VIDYALAYA, TALANGALLA.	24	49	44	38	44	43	47	44	12	91	267	2013
MAGEDARA MAHA VIDYALAYA, GALLE.	119	42	42	42	48	41	47	44	12	91	267	2013
MALLIKA MAHA VIDYALAYA, HINIDUMA.	42	43	48	42	41	45	47	44	12	91	267	2013
UDALAMATTA M.V., GALLE.	25	48	47	42	44	34	47	44	12	91	267	2013
NABADAWA SRI SUMANGALA M.V., YAKKALAMULLA.	32	42	51	40	41	37	47	43	16	104	287	2207
SRI DHARMALANKARA V., GALLE.	21	43	45	37	46	33	41	41	17	115	311	2565
SRI DHAMMAWASA M.V., NAKIYADENIYA.	44	40	44	36	36	40	42	40	18	122	329	2712
URALA KANISHTA VIDYALAYA, WANDURAMBA.	20	38	41	38	32	28	40	36	19	137	366	3161
Total	1684											

School Performance Indices – G.C.E. (O/L) Examination – 2021

(Schools with 20 or more candidates)

Province	SOUTHERN
District	MATARA
Edu. Zone	MATARA

School	No of Candidates*	Performance Indices of Subjects						School Performance Index	Rank of the School			
		Religion	First Language	English	Science	Mathematics	History		Edu. Zone	District	Province	Island
ST. THOMAS GIRLS' HIGH SCHOOL , MATARA.	320	78	75	73	72	73	70	74	1	1	2	20
SUJATHA VIDYALAYA, MATARA.	397	73	74	76	72	72	71	73	2	2	3	25
MAHINDA RAJAPAKSHA VIDYALAYA, MATARA	278	73	73	71	75	74	73	73	2	2	3	25
RAHULA VIDYALAYA, MATHARA.	427	66	66	74	76	70	72	71	4	5	6	38
ST. THOMAS VIDYALAYA, MATARA.	310	63	62	68	72	69	66	67	5	6	13	83
ST. MARY'S CONVENT, MATARA.	239	67	67	68	61	62	61	64	6	9	19	136
MINHATH NATIONAL SCHOOL, DICKWELLA.	34	64	59	61	63	63	63	62	7	10	24	176
DHARUL ULOOM MAHA VIDYALAYA, MATARA.	20	65	58	63	52	58	59	59	8	12	34	252
KOTUWA JANADHIPATHI VIDYALAYA. MATARA.	159	59	59	56	57	57	55	57	9	16	43	338
MATARA M.M.V., MATARA.	347	54	51	53	56	55	53	54	10	25	67	527
PAMBURANA SARIPUTHRA MAHA VIDYALAYA, MATHARA.	176	49	53	55	58	55	53	54	10	25	67	527
VIJITHA M.M.V., DICKWELLA.	195	52	51	53	60	54	54	54	10	25	67	527
SRI SUMANGALA BALIKA V., WELIGAMA.	266	56	58	51	51	53	51	53	13	32	81	610
WEWAHAMANDUWA WANIGASEKARA MAHA VIDYALAYA, MATARA.	26	55	48	43	62	53	59	53	13	32	81	610
ANURA VIDYALAYA, MATARA.	46	58	52	50	54	49	51	52	15	37	91	720
DEEYAGAHA WEST MAHA VIDYALAYA, NAWIMANA.	28	51	47	48	58	56	53	52	15	37	91	720
MAHAMAYA BALIKA M.V., MATARA.	101	55	53	54	49	53	50	52	15	37	91	720
PALATUWA GUNARATHANA M.M.V., PALATUWA.	138	51	53	49	54	50	52	52	15	37	91	720
DICKWELLA NORTH MAHA VIDYALAYA, DICKWELLA.	35	47	46	54	55	48	54	51	19	47	109	837
KOTAWILA SRI RATHANAPALA M.VIDYALAYA, KAMBURUGAMUWA.	31	51	57	47	45	58	50	51	19	47	109	837
NADUGALA MAHA VIDYALAYA, NADUGALA.	22	51	49	46	56	58	45	51	19	47	109	837
KOKAWALA MADYA MAHA VIDYALAYA, KEKANADURA.	38	57	49	46	49	47	53	50	22	54	127	963
MAHANAMA MAHA VIDYALAYA, MATARA.	52	48	48	48	55	52	51	50	22	54	127	963
HITHTHATIYA DHARMARAJA MAHA VIDYALAYA, MATHARA.	31	44	45	50	48	54	50	49	24	59	144	1114

* School Candidates (1st attempt)

School Performance Indices – G.C.E. (O/L) Examination – 2021

(Schools with 20 or more candidates)

Province | SOUTHERN
District | MATARA
Edu. Zone | MATARA

School	No of Candidates*	Performance Indices of Subjects						School Performance Index	Rank of the School			
		Religion	First Language	English	Science	Mathematics	History		Edu. Zone	District	Province	Island
GODAUDA M. VIDYALAYA, KOTTAGODA.	66	50	46	52	50	45	50	49	24	59	144	1114
ARAF A M.M.V., WELIGAMA.	132	51	48	51	44	47	44	48	26	69	171	1269
RADAMPOLA SRI SUMANGALA M.M.V., URUGAMUWA.	66	50	49	44	47	46	49	48	26	69	171	1269
ST.SERVATIUS V., MATARA.	222	46	45	50	52	49	48	48	26	69	171	1269
SIDDHARTHA VIDYALAYA, WELIGAMA.	189	44	43	46	52	53	51	48	26	69	171	1269
KAMBURUGAMUWA MAHA VIDYALAYA, KAMBURUGAMUWA.	80	48	49	45	43	46	48	47	30	77	192	1441
TALALLA NORTH DHARMAWIJAYA MAHA VIDYALAYA, KEKANADURA.	119	45	46	43	50	47	50	47	30	77	192	1441
THALPAVILA M.M.V., DEVINUWARA.	141	45	46	50	48	47	47	47	30	77	192	1441
ILMA VIDYALAYA, MATARA.	65	46	39	59	40	47	42	46	33	86	222	1639
SARANAPALA KANISHTA VIDYALAYA, DEVINUWARA.	29	42	43	49	46	45	48	46	33	86	222	1639
KUMARATHUNGU MUNIDAS MAHA VIDYALAYA, DICKWELLA.	173	45	43	44	48	44	46	45	35	93	245	1823
POLWATHUMODARA MAHA VIDYALAYA, MIRISSA.	44	45	47	40	51	45	43	45	35	93	245	1823
ROHANA M.V., MATARA.	53	45	40	43	44	46	49	45	35	93	245	1823
BAMBARENDA SADDHARMARAJA MAHA VIDYALAYA, RATMALE.	35	41	51	43	42	41	44	44	38	102	267	2013
APAREKKA M.V., APAREKKA.	29	43	42	44	49	43	45	44	38	102	267	2013
GANDARA M.V., GANDARA.	71	42	38	41	43	35	51	42	40	108	300	2394
MIRISSA M.M.V., MIRISSA.	51	45	44	36	41	41	40	41	41	110	311	2565
DEVINUWARA M.M.V., DEVINUWARA.	30	39	37	35	43	46	36	39	42	119	348	2871
TALALLA SOUTH MAHA VIDYALAYA, KOTTAGODA.	42	40	39	37	31	37	38	37	43	120	356	3058
PELANA SRI WAJIRAGNANA MAHA VIDYALAYA, WELIGAMA.	22	32	31	33	25	25	29	29	44	125	378	3425
MAHAMANTHINDA PIRIVENA, MATARA.	31	30	25	27	24	26	31	27	45	127	382	3451
MIDIGAMA MAHA VIDYALAYA, AHANGAMA.	34	29	30	20	22	25	27	26	46	128	383	3456
Total	5440											

School Performance Indices – G.C.E. (O/L) Examination – 2021

(Schools with 20 or more candidates)

Province | SOUTHERN
District | MATARA
Edu. Zone | AKURESSA

School	No of Candidates*	Performance Indices of Subjects						School Performance Index	Rank of the School			
		Religion	First Language	English	Science	Mathematics	History		Edu. Zone	District	Province	Island
THELIJJAWILA M.M.V., THELIJJAWILA.	228	71	74	70	75	75	73	73	1	2	3	25
GODAPITIYA M.M.V., AKURESSA.	179	73	64	62	68	68	69	67	2	6	13	83
MALIMBODA SRI SUMEDHA MAHA VIDYALAYA, PALATUWA.	77	58	58	50	60	55	56	56	3	18	50	388
WARAKAPITIYA MAHA VIDYALAYA, DENIPITIYA.	36	53	56	58	49	53	59	55	4	24	62	458
GODAPITIYA SADATH MAHA VIDYALAYA, AKURESSA.	40	54	50	52	58	56	53	54	5	25	67	527
PORAMBA KANISHTA VIDYALAYA, AKURESSA.	85	51	55	49	54	54	59	54	5	25	67	527
BOPITIYA SRI WIMALAWANSA K.V., AKURESSA.	23	53	48	49	55	55	60	53	7	32	81	610
ASSAFA KANISHTA VIDYALAYA, DENIPITIYA.	21	58	55	50	44	44	59	52	8	37	91	720
EHELAPPE VIDYARAJA MAHA VIDYALAYA, AKURESSA.	52	52	48	47	59	52	52	52	8	37	91	720
THELIJJAWILA RAJAKEEYA M.V., THELIJJAWILA.	193	54	54	47	52	50	54	52	8	37	91	720
HORAGODA MAHA VIDYALAYA, TELIJJAWILA.	40	60	51	44	46	49	53	51	11	47	109	837
ANNOOR MAHAVIDYALAYA, DENIPITIYA.	20	55	50	57	45	43	50	50	12	54	127	963
ATHURALIYA M.V., AKURESSA.	48	52	46	46	58	50	47	50	12	54	127	963
GODAPITIYA KANISHTA VIDYALAYA, AKURESSA.	119	48	45	44	52	53	53	49	14	59	144	1114
J.R.S.DE ALMEIDA MAHA VIDYALAYA, AKURESSA.	42	54	47	42	54	47	50	49	14	59	144	1114
BOPAGODA SUGEESWARA M.V., AKURESSA.	37	48	48	45	52	53	46	49	14	59	144	1114
ZAHIRA M.V., WELIGAMA.	40	54	46	50	45	46	48	48	17	69	171	1269
AKURESSA M.V., AKURESSA.	181	48	46	41	52	46	50	47	18	77	192	1441
HALLALA MAHA VIDYALAYA, WELIGAMA.	69	48	47	42	48	49	45	47	18	77	192	1441
MALIDUWA MAHA VIDYALAYA, MALIDUWA.	71	51	46	39	49	48	50	47	18	77	192	1441
SRI MEDANKARA MAHA VIDYALAYA, GODAPITIYA.	41	55	47	42	39	44	40	45	21	93	245	1823
WILPITA MAHA VIDYALAYA, AKURESSA.	64	48	49	38	45	40	46	44	22	102	267	2013
DENIPITIYA M.V., DENIPITIYA.	80	43	42	44	42	40	47	43	23	105	287	2207
WELIHENA KANISHTA VIDYALAYA, AKURESSA.	21	48	44	36	45	40	44	43	23	105	287	2207

* School Candidates (1st attempt)

School Performance Indices – G.C.E. (O/L) Examination – 2021

(Schools with 20 or more candidates)

Province	SOUTHERN
District	MATARA
Edu. Zone	AKURESSA

School	No of Candidates*	Performance Indices of Subjects						School Performance Index	Rank of the School			
		Religion	First Language	English	Science	Mathematics	History		Edu. Zone	District	Province	Island
PARADUWA ADARSHA K. VIDYALAYA TELIJJAWILA.	31	43	41	37	45	37	46	42	25	108	300	2394
HENEGAMA KANISHTA VIDYALAYA, AKURESSA.	22	50	39	29	45	46	37	41	26	110	311	2565
KANANKE SIRI PERAKUMBA M.M.V., KANANKE-BAZAAR.	74	44	41	36	45	39	41	41	26	110	311	2565
MARAMBA M.V., AKURESSA.	56	42	40	38	41	42	43	41	26	110	311	2565
HULANDAWA TAMIL MAHA VIDYALAYA, PITABEDDARA.	24	46	40	33	31	31	42	37	29	120	356	3058
Total	2014											

* School Candidates (1st attempt)

School Performance Indices – G.C.E. (O/L) Examination – 2021

(Schools with 20 or more candidates)

Province | SOUTHERN
 District | MATARA
 Edu. Zone | MULATIYANA (HAKMANA)

School	No of Candidates*	Performance Indices of Subjects						School Performance Index	Rank of the School			
		Religion	First Language	English	Science	Mathematics	History		Edu. Zone	District	Province	Island
DENAGAMA VIPULASARA M.M.V., DENAGAMA.	30	63	63	63	79	60	70	66	1	8	17	100
NARANDENIYA M.M.V., KAMBURUPITIYA.	265	58	60	59	60	63	60	60	2	11	32	229
BAMUNUGAMA MAHA VIDYALAYA, HORAPAVITA.	39	61	62	50	62	58	61	59	3	12	34	252
KITHALAGAMA EAST KANISHTA VIDYALAYA, THIHAGODA.	36	57	53	59	60	55	62	58	4	14	38	292
ATHAPATHTHU KANDA K. VIDYALAYA, PARAPAMULLA,	25	61	57	57	55	54	56	57	5	16	43	338
KONGALA M.M.V., HAKMANA.	132	56	57	53	59	55	58	56	6	18	50	388
NARAWELPITA SOUTH M.M.V., HAKMANA.	53	58	58	51	61	55	53	56	6	18	50	388
RADAWELA KANISHTA VIDYALAYA, RADAWELA.	43	58	57	51	57	57	53	56	6	18	50	388
YATIYANA M.V., YATIYANA.	156	58	55	51	60	56	57	56	6	18	50	388
M. HENRY ARIYARATHNA MAHA VIDYALAYA, HAKMANA.	36	58	48	51	63	52	53	54	10	25	67	527
KATIYAPE MAHA VIDYALAYA, DEIYANDARA.	23	56	54	46	53	50	56	53	11	32	81	610
KORAMBURUWANA MAHA VIDYALAYA, RANSEGODA.	38	45	54	50	57	63	46	53	11	32	81	610
OVITIGAMUWA MAHA VIDYALAYA KARAPUTUGALA.	33	49	53	50	53	52	53	52	13	37	91	720
THIHAGODA NATIONAL SCHOOL, THIHAGODA.	137	52	51	51	52	52	51	52	13	37	91	720
DEIYANDARA NATIONAL SCHOOL DEIYANDARA.	251	51	51	49	53	51	52	51	15	47	109	837
METHODIST M.M.V., HAKMANA.	142	52	52	48	53	50	53	51	15	47	109	837
SIRI RATHANAJOTHI M.V., KAMBURUPITIYA.	35	51	49	45	49	48	51	49	17	59	144	1114
GANGODAGAMA JAYAWARDENA MAHA VIDYALAYA, HAKMANA.	28	49	54	47	44	47	53	49	17	59	144	1114
ULLALA M.V., KAMBURUPITIYA.	32	48	48	45	51	51	52	49	17	59	144	1114
MAKANDURA MADYA MAHA VIDYALAYA, MATARA.	139	50	49	46	50	49	49	49	17	59	144	1114
PUHULWELLA MADYA MAHA VIDYALAYA, PUHULWELLA.	168	51	46	45	50	44	47	47	21	77	192	1441
KAMBURUPITIYA M.V., KAMBURUPITIYA.	114	44	47	46	47	47	44	46	22	86	222	1639
KITHALAGAMA WEST MAHA VIDYALAYA, THIHAGODA.	28	54	45	45	47	45	40	46	22	86	222	1639
SAPUGODA SRI RATANAPALA KANISHTA V., KAMBURUPITIYA.	31	45	47	36	38	38	40	41	24	110	311	2565
KARAGODA UYANGODA M.V., KARAGODA-UYANGODA.	35	36	39	35	34	39	34	36	25	122	366	3161
Total	2049											

School Performance Indices – G.C.E. (O/L) Examination – 2021

(Schools with 20 or more candidates)

Province	SOUTHERN
District	MATARA
Edu. Zone	DENIYAYA (MORAWAKA)

School	No of Candidates*	Performance Indices of Subjects						School Performance Index	Rank of the School			
		Religion	First Language	English	Science	Mathematics	History		Edu. Zone	District	Province	Island
DENIYAYA M.M.V., DENIYAYA.	267	58	61	56	57	57	57	58	1	14	38	292
WILAYAYA VIDYALAYA, DAMPAHALA.	21	57	55	56	57	55	56	56	2	18	50	388
URUBOKKA M.M.V., URUBOKKA.	166	52	58	51	55	51	54	54	3	25	67	527
MORAWAKA KEERTHI ABEY WickRAMA M.M.V., MORAWAKA.	241	55	54	47	53	52	52	52	4	37	91	720
ALAPALADENIYA M.V., ALAPALADENIYA.	75	51	51	43	54	53	53	51	5	47	109	837
DERANGALA M.V., PITABEDDARA.	40	51	53	47	51	48	50	50	6	54	127	963
KALUBOWITTIYANA MAHA VIDYALAYA, KALUBOWITTIYANA.	84	51	50	46	52	50	47	49	7	59	144	1114
BERALAPANATARA MAHA VIDYALAYA, BERALAPANATARA.	129	48	47	44	52	48	47	48	8	69	171	1269
KIRILIPANA KANISHTA VIDYALAYA, KIRILIPANA.	41	43	45	42	54	50	52	48	8	69	171	1269
WARALLA M.D.YAPA M. VIDYALAYA, WARALLA.	37	55	50	41	50	46	48	48	8	69	171	1269
BENGAMUWA MAHA VIDYALAYA, BENGAMUWA.	59	46	49	38	50	44	55	47	11	77	192	1441
PALLEGAMA M.V., KOLAWENIGAMA.	112	48	46	44	48	46	47	47	11	77	192	1441
DAMPAHALA KANISHTA VIDYALAYA, DAMPAHALA.	30	46	45	42	50	48	46	46	13	86	222	1639
DEHIGASPA DUDLEY SENANAYAKE MAHA VIDYALAYA, PITABEDDARA.	87	53	50	38	46	42	45	46	13	86	222	1639
PITABEDDARA M.V., PITABEDDARA.	168	47	48	41	45	46	46	46	13	86	222	1639
KOTAPOLA NATIONAL SCHOOL, KOTAPOLA.	147	46	47	42	46	44	47	45	16	93	245	1823
PANAKADUWA KANISHTA VIDYALAYA, ROTUMBA.	20	47	44	40	48	45	46	45	16	93	245	1823
PASGODA MAHA VIDYALAYA, PASGODA.	42	43	51	40	42	40	52	45	16	93	245	1823
ROTUMBA VIJAYABA M.V., VIA MATARA.	44	45	52	41	43	40	48	45	16	93	245	1823
SIYAMBALAGODA EAST M.V., PITABEDDARA.	39	46	47	41	44	41	49	45	16	93	245	1823
GINNALIYA MAHA VIDYALAYA, URUBOKKA.	43	40	44	43	46	38	48	43	21	105	287	2207
DENIYAYA ST. MATTHEW'S BILINGUAL MAHA VIDYALAYA, DENIYAYA.	91	41	45	35	40	44	39	41	22	110	311	2565
SRIMATH ANAGARIKA DHARMAPALA MAHA VIDYALAYA, MAWARALA.	51	40	41	35	41	36	44	40	23	116	329	2712
MOLOGGAMUWA KANISHTA VIDYALAYA KIRILIPANA.	20	45	45	32	41	37	39	40	23	116	329	2712

School Performance Indices – G.C.E. (O/L) Examination – 2021

(Schools with 20 or more candidates)

Province	SOUTHERN
District	MATARA
Edu. Zone	DENIYAYA (MORAWAKA)

School	No of Candidates*	Performance Indices of Subjects						School Performance Index	Rank of the School			
		Religion	First Language	English	Science	Mathematics	History		Edu. Zone	District	Province	Island
MORAWAKA BAUDDHA M.V., MORAWAKA.	40	42	44	34	41	36	44	40	23	116	329	2712
DENIYAYA RAJAPAKSE MAHA VIDYALAYA, DENIYAYA.	86	37	41	33	35	31	36	36	26	122	366	3161
ENSALWATTA TAMIL KANITU VIDYALAYA, DENIYAYA.	26	38	40	26	29	32	30	33	27	124	376	3325
ANINGKANDA TAMIL KANISHTA VIDYALAYA, DENIYAYA.	21	36	40	21	23	21	35	29	28	125	378	3425
Total	2227											

* School Candidates (1st attempt)

School Performance Indices – G.C.E. (O/L) Examination – 2021

(Schools with 20 or more candidates)

Province | SOUTHERN
District | HAMBANTOTA
Edu. Zone | TANGALLE

School	No of Candidates*	Performance Indices of Subjects						School Performance Index	Rank of the School			
		Religion	First Language	English	Science	Mathematics	History		Edu. Zone	District	Province	Island
RUHUNU VIJAYABA M. VIDYALAYA BELIATTA.	251	61	62	62	65	65	64	63	1	5	22	157
GOTAIMBARAGAMA KANISHTA V., RANNA.	20	66	50	60	78	67	43	61	2	6	27	200
TANGALLE BALIKA M.V., TANGALLE.	274	58	63	59	64	61	61	61	2	6	27	200
SIDDHARTHA VIDYALAYA, RANNA.	54	60	56	60	60	61	56	59	4	8	34	252
PUWAKDANDAWA DHAMMAPALA BALIKA VIDYALAYA, BELIATTA.	63	57	63	56	57	56	55	57	5	10	43	338
BELIATTA M.M.V., BELIATTA.	286	55	58	54	57	61	56	57	5	10	43	338
VITHARANDENIYA M.V., VITHARANDENIYA.	27	54	52	62	58	55	54	56	7	14	50	388
GETAMANNA SOUTH MAHA VIDYALAYA, GETAMANNA.	39	53	52	49	63	58	56	55	8	16	62	458
DEBOKKAWA VIDYALAYA, KARIYAMADITTA.	32	49	45	50	59	57	62	54	9	19	67	527
NIHILUWA M.V., BELIATTA.	44	50	52	48	53	54	57	52	10	26	91	720
ALUTHWEWA MAHA NAGA JATHIKA VIDYALAYA, ANGUNAKOLAPELESSA.	204	49	50	49	55	49	55	51	11	31	109	837
POLOMMARUWA MODEL VIDYALAYA, TANGALLE.	88	49	49	48	50	50	53	50	12	34	127	963
TANGALLE NATIONAL BOYS SCHOOL TANGALLE.	112	43	44	52	59	54	50	50	12	34	127	963
BINKAMA M.V., ANGUNAKOLAPELESSA.	31	47	45	36	55	49	52	47	14	53	192	1441
GETAMANNA VIJAYA M.M.V., GETAMANNA.	42	43	41	43	54	52	48	47	14	53	192	1441
MIRISWATTA MUTHUMALA K.V., BELIATTA.	20	49	46	43	44	48	54	47	14	53	192	1441
RANNA MAHA VIDYALAYA, RANNA.	230	45	45	45	49	48	48	47	14	53	192	1441
KOTAWAYA MAHA VIDYALAYA, HAKURUWELA.	57	48	45	42	49	46	45	46	18	62	222	1639
THALAWA MAHA VIDYALAYA, KARIYAMADITTA.	103	50	44	41	47	45	47	46	18	62	222	1639
DABARELLA M.V., KARIYAMADITTA.	42	52	46	38	42	45	49	45	20	72	245	1823
HAKURUWELA KANISHTA V., HAKURUWELA.	22	43	45	46	42	49	47	45	20	72	245	1823
NAKULUGAMUWA GAMINI M.V., NAKULUGAMUWA.	93	41	39	47	47	49	43	44	22	76	267	2013
THALUNNA MAHA VIDYALAYA, RANNA.	23	40	50	42	45	37	41	43	23	80	287	2207
KAHAWATTA M.V., BELIATTA.	36	41	33	42	44	44	47	42	24	83	300	2394

* School Candidates (1st attempt)

School Performance Indices – G.C.E. (O/L) Examination – 2021

(Schools with 20 or more candidates)

Province	SOUTHERN
District	HAMBANTOTA
Edu. Zone	TANGALLE

School	No of Candidates*	Performance Indices of Subjects						School Performance Index	Rank of the School			
		Religion	First Language	English	Science	Mathematics	History		Edu. Zone	District	Province	Island
IHALABELIGALLA M.V., BELIATTA.	29	43	44	43	32	39	46	41	25	88	311	2565
JANDURA KANISHTA VIDYALAYA, ANGUNAKOLAPELESSA.	30	42	43	32	41	44	46	41	25	88	311	2565
NETOLPITIYA GEMUNU M.V., NETOLPITIYA.	79	43	43	37	39	36	41	40	27	93	329	2712
TANGALLE RAHULA MAHA VIDYALAYA, TANGALLE.	25	42	42	37	42	38	39	40	27	93	329	2712
UDAYALA M.V., HAKURUWELA.	48	39	39	40	40	38	44	40	27	93	329	2712
Total	2404											

* School Candidates (1st attempt)

School Performance Indices – G.C.E. (O/L) Examination – 2021

(Schools with 20 or more candidates)

Province | SOUTHERN
District | HAMBANTOTA
Edu. Zone | HAMBANTOTA

School	No of Candidates*	Performance Indices of Subjects						School Performance Index	Rank of the School			
		Religion	First Language	English	Science	Mathematics	History		Edu. Zone	District	Province	Island
DEBARAWEWA M.M.V., TISSAMAHARAMA.	303	70	67	69	70	68	70	69	1	2	9	56
WIJAYABA NATIONAL SCHOOL HUNGAMA.	262	60	61	64	71	64	63	64	2	4	19	136
SAMANPURA M.V. , WEERAWILA NEW TOWN.	33	57	52	51	69	49	55	56	3	14	50	388
WETIYA DHARMAPALA VIDYALAYA, BARAWAKUMBUKA.	126	49	47	54	66	60	55	55	4	16	62	458
ST.MARY'S NATIONAL SCHOOL HAMBANTOTA.	186	48	48	56	56	52	58	53	5	23	81	610
SURIYAWEWA NATIONAL SCHOOL, SURIYAWEWA TOWN.	269	49	50	50	57	59	53	53	5	23	81	610
VIHARAGALA MAHA VIDYALAYA, SOORIYAWEWA.	119	51	49	53	55	53	52	52	7	26	91	720
BOLANA M.M.VIDYALAYA, AMBALANTOTA.	116	51	52	45	51	55	50	51	8	31	109	837
NAMADAGASWEWA VIDYALAYA, SOORIYAWEWA TOWN.	87	47	50	46	59	50	54	51	8	31	109	837
DEBARAWEWA JANADHIPATHI K. VIDYALAYA TISSAMAHARAMA	346	53	49	48	50	50	51	50	10	34	127	963
NEDIGAMWILA K.V., TISSAMAHARAMAYA.	20	51	47	40	56	52	51	50	10	34	127	963
ZAHIRA NATIONAL SCHOOL, HAMBANTOTA.	79	52	50	57	46	47	45	50	10	34	127	963
MAMADALA MAHA VIDYALAYA, AMBALANTOTA.	101	52	51	49	47	45	52	49	13	41	144	1114
THERAPUTTA M.V., AMBALANTOTA.	267	49	52	48	49	46	49	49	13	41	144	1114
AMBALANTOTA MAHA VIDYALAYA, AMBALANTOTA.	118	47	48	51	45	45	50	48	15	48	171	1269
RAJAKEEYA VIDYALAYA, WEERAVILA.	57	53	51	40	48	46	49	48	15	48	171	1269
TZU-CHI NATIONAL SCHOOL HAMBANTOTA.	126	48	48	47	44	44	56	48	15	48	171	1269
ANDARAWEWA DHARMADUTHA MAHA VIDYALAYA. SURIYAWEWA TOWN.	25	52	43	40	55	47	47	47	18	53	192	1441
KOGGALLA MAHA VIDYALAYA, AMBALANTOTA.	29	46	43	42	52	46	44	46	19	62	222	1639
KUDABOLANA PANGNASEEHA M.V., AMBALANTOTA.	74	45	48	43	49	43	47	46	19	62	222	1639
MAHANAGAPURA M.V., LUNUGAMWEHERA.	34	45	50	38	49	40	51	46	19	62	222	1639
MIRIJAWILA M.V., HAMBANTOTA.	38	48	42	40	40	56	50	46	19	62	222	1639
TISSAMAHARAMA MAHA VIDYALAYA, TISSAMAHARAMA.	101	51	48	38	47	47	46	46	19	62	222	1639
MAGAMA MAHA VIDYALAYA, TISSAMAHARAMA.	47	45	42	43	50	42	45	45	24	72	245	1823
SRI DEVANANDA MAHA VIDYALAYA TISSAMAHARAMA.	77	47	42	39	48	47	45	45	24	72	245	1823

School Performance Indices – G.C.E. (O/L) Examination – 2021

(Schools with 20 or more candidates)

Province | SOUTHERN
District | HAMBANTOTA
Edu. Zone | HAMBANTOTA

School	No of Candidates*	Performance Indices of Subjects						School Performance Index	Rank of the School			
		Religion	First Language	English	Science	Mathematics	History		Edu. Zone	District	Province	Island
ABAYAPURA KANISHTA V. KUDAGAM 6, LUNUGAMWEHERA.	26	47	55	29	44	45	43	44	26	76	267	2013
WELIPATANWILA M.V., AMBALANTOTA.	33	45	40	46	46	44	43	44	26	76	267	2013
LUNUGAMWEHERA M.V., LUNUGAMWEHERA.	51	50	46	36	43	42	44	44	26	76	267	2013
BEDIGAMTOTA VIDYALAYA, SURIYAWEWA TOWN.	20	42	44	42	47	39	45	43	29	80	287	2207
UDAMALALA MAHA VIDYALAYA, HAMBANTOTA.	23	49	41	41	41	41	46	43	29	80	287	2207
MEDAWELANA M.V., TISSAMAHARAMA.	20	44	44	41	41	38	41	42	31	83	300	2394
VIHARAGALA 550 MAHA VIDYALAYA SOORIYAWEWA TOWN.	23	47	45	37	47	37	41	42	31	83	300	2394
WEERIYAGAMA MAHA VIDYALAYA, SOORIYAWEWA TOWN.	45	41	36	40	46	48	43	42	31	83	300	2394
MEEGAHAJANDURA MAHA VIDYALAYA, SOORIYAWEWA TOWN.	71	44	39	32	42	41	49	41	34	88	311	2565
MULANA MAHA VIDYALAYA, HUNGAMA.	26	45	38	39	44	38	44	41	34	88	311	2565
THELULLA KANISHTA VIDYALAYA, WELIGATTA.	38	48	41	33	37	42	43	41	34	88	311	2565
BERALIHELA KANISHTA V, TISSAMAHARAMA.	20	41	38	28	44	41	48	40	37	93	329	2712
MURAWESIYANA MAHA VIDYALAYA, BARAWAKUMBUKA.	35	38	36	47	41	35	43	40	37	93	329	2712
MAHASENPURA MAHA VIDYALAYA. TISSAMAHARAMA.	73	47	42	36	39	38	40	40	37	93	329	2712
KAWANTISSAPURA M.V., TISSAMAHARAMA.	21	42	42	33	41	38	40	39	40	99	348	2871
MAHA ARA MAHA VIDYALAYA, AMBALANTOTA.	21	42	38	30	50	34	42	39	40	99	348	2871
AL-AKBAR MUSLIM M.V., AMBALANTOTA.	30	40	37	42	36	37	32	37	42	103	356	3058
BANDAGIRIYA MAHA VIDYALAYA, WELIGATTA.	73	38	35	37	37	43	33	37	42	103	356	3058
DEHIGHALANDA M.V., AMBALANTOTA.	76	43	45	32	37	31	36	37	42	103	356	3058
GEMUNUPURA KANISHTA VIDYALAYA, TISSAMAHARAMA.	20	40	39	31	33	35	42	37	42	103	356	3058
LUNAMA DUTUGEMUNU MAHA VIDYALAYA, AMBALANTOTA.	39	40	42	30	37	33	35	36	46	109	366	3161
VIDYALOKA MAHA VIDYALAYA, AMBALANTOTA.	25	38	40	27	36	36	40	36	46	109	366	3161
RANMUDUWEWA.KANISHTA VIDYALAYA, SURIYAWEWA.	21	39	32	28	37	39	27	34	48	111	373	3281
KIRINDA MUSLIM M.V., TISSAMAHARAMA.	39	34	34	33	16	25	23	28	49	112	381	3440
SAMODAGAMA VIDYALAYA, HAMBANTOTA.	22	27	26	37	21	20	26	26	50	113	383	3456
Total	3931											

School Performance Indices – G.C.E. (O/L) Examination – 2021

(Schools with 20 or more candidates)

Province | SOUTHERN
District | HAMBANTOTA
Edu. Zone | WALASMULLA

School	No of Candidates*	Performance Indices of Subjects						School Performance Index	Rank of the School			
		Religion	First Language	English	Science	Mathematics	History		Edu. Zone	District	Province	Island
SRI LANKA SINGAPORE FRIENDSHIP COLLEGE WEERAKETIYA.	183	76	79	73	79	78	74	77	1	1	1	10
WEERAKETIYA RAJAPAKSE M.M.V., WEERAKETIYA.	446	65	69	65	72	68	69	68	2	3	11	68
KANUMULDENIYA NORTH M.V., WALASMULLA.	72	58	59	48	61	57	65	58	3	9	38	292
MEDAGANGODA MAHA VIDYALAYA, WALASMULLA.	26	60	54	54	68	55	52	57	4	10	43	338
WALASMULLA M.V., WALASMULLA.	432	54	55	53	61	57	59	57	4	10	43	338
WATHUKANDA VIDYALAYA, KATUWANA.	30	58	53	51	56	48	61	55	6	16	62	458
AMBAGAAHENA MAHA VIDYALAYA, KIRAMA.	35	59	49	50	63	45	58	54	7	19	67	527
KEKIRIOBADA M.V., KIRAMA.	24	53	55	43	59	56	59	54	7	19	67	527
KIRAMA DHAMMANANDA MAHA VIDYALAYA, KIRAMA.	87	50	51	54	58	53	55	54	7	19	67	527
D.A.RAJAPAKSHA M.VID., MEDAMULANA.	135	52	51	46	59	53	55	53	10	23	81	610
HINGURAKANDA M.V., KATUWANA.	23	59	60	38	50	54	49	52	11	26	91	720
HOREWELA MAHA VIDYALAYA, WALASMULLA.	55	51	51	51	55	49	57	52	11	26	91	720
KATUWANA NATIONAL SCHOOL, KATUWANA.	169	49	53	49	55	52	54	52	11	26	91	720
HORAVINNA M.V., KATUWANA.	30	53	51	48	60	45	45	50	14	34	127	963
MIDDENIYA M.V., MIDDENIYA.	153	49	46	49	53	53	49	50	14	34	127	963
HANDUGALA M.V., VIA MATARA.	27	51	51	43	53	49	47	49	16	41	144	1114
MORAYAYA M.V., VIA TANGALLE.	38	49	49	46	48	44	56	49	16	41	144	1114
RITIGAHAYAYA MAHA VIDYALAYA, KATUWANA.	53	42	42	44	58	55	53	49	16	41	144	1114
WARAPITIYA SECONDARY SCHOOL, WARAPITIYA.	43	47	49	48	53	49	50	49	16	41	144	1114
WEKANDAWALA JANAPADA V., WEKANDAWALA.	36	44	49	49	51	58	45	49	16	41	144	1114
ULHITIYAWA VIDYALAYA, MIDDENIYA.	34	44	42	52	42	51	55	48	21	48	171	1269
VEEDIKANDA KANISHTA VIDYALAYA, WALASMULLA.	20	50	50	40	47	46	57	48	21	48	171	1269
GONADENIYA M.V., VIA TANGALLE.	39	44	47	40	53	45	55	47	23	53	192	1441
MEEGASARA CLUSTER CORE SCHOOL, JULAMPITIYA.	50	48	45	41	55	41	51	47	23	53	192	1441

School Performance Indices – G.C.E. (O/L) Examination – 2021

(Schools with 20 or more candidates)

Province | SOUTHERN
District | HAMBANTOTA
Edu. Zone | WALASMULLA

School	No of Candidates*	Performance Indices of Subjects						School Performance Index	Rank of the School			
		Religion	First Language	English	Science	Mathematics	History		Edu. Zone	District	Province	Island
MURUTHAWELA MAHA VIDYALAYA, WALASMULLA.	32	46	45	48	53	48	42	47	23	53	192	1441
WALGAMMULLA MAHA VIDYALAYA, KIRAMA.	70	46	46	45	48	40	57	47	23	53	192	1441
MANDADUWA VID., VIA WEERAKETIYA.	70	47	52	40	48	44	46	46	27	62	222	1639
MODARAWANA MAHA VIDYALAYA, MODARAWANA.	44	46	45	43	50	47	47	46	27	62	222	1639
PALLE JULAMPITIYA MAHA VIDYALAYA, JULAMPITIYA.	29	45	46	41	46	45	54	46	27	62	222	1639
OKANDAYAYA M.V., MIDDENIYA.	20	44	41	38	39	42	47	42	30	83	300	2394
LABUHENGODA KANISHTA VIDYALAYA, MIDDENIYA.	26	39	38	37	43	35	34	38	31	101	352	2969
UDA GOMADIYA K.V., KATUWANA.	25	40	37	31	30	38	49	38	31	101	352	2969
HINGURUMULANA SRI PEMANANDA V., WEERAKETIYA.	21	38	38	33	42	36	36	37	33	103	356	3058
SIYARAPITIYA MAHA VIDYALAYA, KATUWANA.	24	40	35	30	33	37	46	37	33	103	356	3058
Total	2601											

* School Candidates (1st attempt)

NORTHERN PROVINCE

School Performance Indices – G.C.E. (O/L) Examination – 2021

(Schools with 20 or more candidates)

Province	NORTHERN
District	JAFFNA
Edu. Zone	JAFFNA

School	No of Candidates*	Performance Indices of Subjects						School Performance Index	Rank of the School			
		Religion	First Language	English	Science	Mathematics	History		Edu. Zone	District	Province	Island
VEMBADY GIRLS' HIGH SCHOOL, JAFFNA.	247	80	81	77	76	79	78	79	1	1	1	4
HINDU COLLEGE, JAFFNA.	254	75	76	75	75	80	75	76	2	2	2	14
CHUNDIKULI GIRLS' COLLEGE, JAFFNA.	134	74	71	72	64	68	63	69	3	5	5	56
HINDU COLLEGE, KOKUVIL.	205	64	64	61	62	67	60	63	4	7	8	157
HINDU LADIES' COLLEGE, JAFFNA.	266	65	67	62	57	62	61	62	5	8	9	176
SARAVANABAVANANTHA V., KOPAY.	26	61	55	52	54	62	56	57	6	11	14	338
ST. JOHN'S COLLEGE, JAFFNA.	178	58	58	65	53	59	49	57	6	11	14	338
ST. PATRICK'S COLLEGE, JAFFNA.	147	55	56	57	50	56	56	55	8	18	27	458
ST. THERESA'S GIRLS' COLLEGE, ATCHUVELY.	67	63	56	49	46	49	54	53	9	23	42	610
HOLY FAMILY CONVENT, JAFFNA.	118	53	58	49	45	46	45	49	10	36	79	1114
IDAIAKKADU M.V., ATCHUVELY.	38	55	55	45	42	49	47	49	10	36	79	1114
ATTIYAR HINDU COLLEGE, NEERVELY.	53	52	46	41	52	46	51	48	12	39	89	1269
CANAGARATNAM M.M.V., JAFFNA.	65	50	51	39	42	46	43	45	13	49	124	1823
ST. ANTHONY'S R.C. GIRLS' VIDYALA. PASSAIYOOR.	24	50	51	43	38	41	45	45	13	49	124	1823
ST. JAME'S GIRLS SCHOOL, JAFFNA.	29	54	50	41	43	40	35	44	15	59	142	2013
AVARANGAL NADARAJA RAMALINGA V., PUTTUR.	49	48	44	42	43	41	40	43	16	63	154	2207
JAFFNA CENTRAL COLLEGE, JAFFNA.	173	45	45	43	39	47	39	43	16	63	154	2207
HINDU COLLEGE, URUMPIRAI.	21	51	55	33	39	37	45	43	16	63	154	2207
COLUMBUTHURAI HINDU M.V., JAFFNA.	25	44	51	41	40	39	37	42	19	68	166	2394
SRI SOMASKANDA COLLEGE, PUTTUR.	112	50	47	37	37	38	40	42	19	68	166	2394
ATCHUVELY CENTRAL COLLEGE, ATCHUVELI.	82	47	43	35	43	42	36	41	21	73	180	2565
URUMPIRAI SAIVA TAMIL V., URUMPIRAI.	56	48	48	36	34	41	37	41	21	73	180	2565
ATCHELU SAIVAPIRAGASA V., NEERVELY.	27	41	40	36	33	42	50	40	23	80	193	2712
MUTUTHAMBY M.V., JAFFNA.	32	46	51	29	33	42	36	40	23	80	193	2712

* School Candidates (1st attempt)

School Performance Indices – G.C.E. (O/L) Examination – 2021

(Schools with 20 or more candidates)

Province	NORTHERN
District	JAFFNA
Edu. Zone	JAFFNA

School	No of Candidates*	Performance Indices of Subjects						School Performance Index	Rank of the School			
		Religion	First Language	English	Science	Mathematics	History		Edu. Zone	District	Province	Island
ST. CHARLES M.V., JAFFNA.	21	43	47	36	34	40	41	40	23	80	193	2712
KOPAY CHRISTIAN COLLEGE, KOPAY.	38	52	49	33	36	36	34	40	23	80	193	2712
PERIYAPULAM M.V., JAFFNA.	39	46	43	33	38	42	34	39	27	92	210	2871
VAIDESWARA COLLEGE, JAFFNA.	30	44	43	41	34	39	33	39	27	92	210	2871
KONDAVIL RAMAKRISHNA M.V., KONDAVIL.	36	49	42	30	32	38	35	38	29	95	218	2969
KONDAVIL HINDU COLLEGE KONDAVIL.	36	44	39	25	40	40	35	37	30	98	222	3058
NAVANTHURAI R.C.V., JAFFNA.	37	52	41	26	34	33	32	36	31	104	231	3161
KODDADY NAMASIVAYA V., JAFFNA.	32	35	36	28	33	35	32	33	32	108	239	3325
SENGUNTHA HINDU COLLEGE, THIRUNELVELY.	32	36	37	24	23	30	24	29	33	113	245	3425
Total	2729											

* School Candidates (1st attempt)

School Performance Indices – G.C.E. (O/L) Examination – 2021

(Schools with 20 or more candidates)

Province	NORTHERN
District	JAFFNA
Edu. Zone	ISLANDS

School	No of Candidates*	Performance Indices of Subjects						School Performance Index	Rank of the School			
		Religion	First Language	English	Science	Mathematics	History		Edu. Zone	District	Province	Island
ST. ANTHONY'S COLLEGE, KAYTS.	22	55	56	42	51	61	52	53	1	23	42	610
VELANAI CENTRAL COLLEGE , VELANAI.	74	51	51	35	46	52	44	47	2	43	99	1441
YARLTON COLLEGE, KARAINAGAR,	52	53	51	35	42	51	44	46	3	47	111	1639
KARAINAGAR HINDU COLLEGE, KARAINAGAR.	61	47	50	37	38	45	41	43	4	63	154	2207
THAMBADDY GOVT. TAMIL MIXED VIDYALAYA, KAYTS.	25	54	43	26	40	42	40	41	5	73	180	2565
ANALAITIVU SATHASIVA M.V., ANALAITIVU.	22	50	47	25	40	41	40	41	5	73	180	2565
DELFT MAHA VIDYALAYA, DELFT.	28	44	44	33	37	41	36	39	7	92	210	2871
PUNGUDUTIVU M.V., PUNAUDUTIVU.	28	39	39	30	34	37	33	35	8	105	235	3224
Total	312											

* School Candidates (1st attempt)

School Performance Indices – G.C.E. (O/L) Examination – 2021

(Schools with 20 or more candidates)

Province	NORTHERN
District	JAFFNA
Edu. Zone	THENMARACHCHI

School	No of Candidates*	Performance Indices of Subjects						School Performance Index	Rank of the School			
		Religion	First Language	English	Science	Mathematics	History		Edu. Zone	District	Province	Island
HINDU COLLEGE, CHAVAKACHCHERI.	195	67	66	62	62	66	58	64	1	6	7	136
MEESALAI VEERASINGAM CENTRAL COLLEGE, MEESALAI.	110	56	56	53	54	56	55	55	2	18	27	458
VARANI CENTRAL COLLEGE, VARANI.	71	56	57	39	48	52	45	50	3	31	67	963
KAITHADY MUTHUKUMARASWAMY M.V., KAITHADY.	28	52	50	43	54	51	40	48	4	39	89	1269
KODIKAMAM THIRUNAVUKKARASU CENTRAL COLLEGE, KODIKAMAM.	40	49	50	37	44	47	44	45	5	49	124	1823
MADDUVIL KAMALASANY VIDYALAYA, CHAVAKACHCHERI.	23	49	53	40	42	45	42	45	5	49	124	1823
CHAVAKACHCHERI LADIES COLLEGE , CHAVAKACHCHERI.	31	53	50	46	37	49	36	45	5	49	124	1823
RAMANATHAN M.V., USAN MIRUSUVIL.	23	50	49	40	38	52	37	44	8	59	142	2013
KACHCHAI G.T.M. SCHOOL, KODIKAMAM.	34	47	47	30	34	46	37	40	9	80	193	2712
VIGNESWARA V., KAITHADY.	26	47	45	35	35	43	35	40	9	80	193	2712
DRIBERG COLLEGE, CHAVAKACHCHERI.	65	42	41	35	32	39	33	37	11	98	222	3058
NAVATKULY M.V., KAITHADI.	36	40	44	35	34	37	34	37	11	98	222	3058
Total	682											

* School Candidates (1st attempt)

School Performance Indices – G.C.E. (O/L) Examination – 2021

(Schools with 20 or more candidates)

Province | NORTHERN
District | JAFFNA
Edu. Zone | VALIKAMAM

School	No of Candidates*	Performance Indices of Subjects						School Performance Index	Rank of the School			
		Religion	First Language	English	Science	Mathematics	History		Edu. Zone	District	Province	Island
JAFFNA COLLEGE, VADDUKODDAI.	84	60	62	58	55	60	52	58	1	9	10	292
MAHAJANA COLLEGE, TELLIPPALAI.	153	62	60	53	53	64	57	58	1	9	10	292
ARUNODHAYA COLLEGE, ALAVEDDY.	113	61	56	50	55	59	53	56	3	14	21	388
UDUVIL GIRLS' COLLEGE, CHUNNAKAM.	96	63	61	57	51	54	52	56	3	14	21	388
MANIPAY LADIES' COLLEGE, MANIPAY.	116	62	63	55	51	55	52	56	3	14	21	388
ILAVALAI CONVENT MAHA VIDYALAYA, ILAVALAI.	63	57	60	48	49	56	50	53	6	23	42	610
PANDATERUPPU GIRLS' HIGH SCHOOL, PANDATERUPPU.	47	58	59	49	50	52	48	53	6	23	42	610
MATHAGAL ST. JOSEPH'S MAHA VIDYALAYA, MATHAGAL.	24	55	55	51	55	50	43	52	8	29	52	720
MOOLAI SAIVAPRAGASA V., CHULIPURAM.	42	57	56	47	54	53	45	52	8	29	52	720
UNION COLLEGE, TELLIPPALAI.	111	55	53	43	47	51	51	50	10	31	67	963
SKANDAVARODAYA COLLEGE, CHUNNAKAM.	106	54	53	49	47	51	45	50	10	31	67	963
RAMANATHAN COLLEGE, CHUNNAKAM.	62	55	53	42	41	46	48	48	12	39	89	1269
ST. ANNE'S R.C.T.M. SCHOOL, MANIPAY.	21	50	51	51	40	51	47	48	12	39	89	1269
HINDU COLLEGE, MANIPAY.	123	49	47	43	47	50	46	47	14	43	99	1441
ST. HENRY'S COLLEGE, ILAVALAI.	76	48	52	40	42	48	44	46	15	47	111	1639
ARALY SARASWATHY M.V., VADDUKODDAI.	55	52	52	36	43	45	43	45	16	49	124	1823
INUVIL CENTRAL COLLEGE, CHUNNAKAM.	60	53	50	40	40	46	39	45	16	49	124	1823
PANNAGAM MEIHANDAN MAHA VIDYALAYA, CHULIPURAM.	38	50	47	42	42	50	40	45	16	49	124	1823
VICTORIA COLLEGE, CHULIPURAM.	121	51	49	39	41	47	43	45	16	49	124	1823
VADDUKODDAI HINDU COLLEGE, JAFFNA.	100	50	51	39	39	45	40	44	20	59	142	2013
VAYAVILAN CENTRAL COLLEGE VAYAVILAN.	104	48	51	41	37	44	41	44	20	59	142	2013
SANDILIPAY HINDU COLLEGE, SANDILIPAY.	85	47	49	37	37	42	40	42	22	68	166	2394
VADDU CENTRAL COLLEGE VADDUKODDAI.	49	50	48	39	35	42	36	42	22	68	166	2394
ARALY HINDU COLLEGE, VADDUKODDAI.	23	42	46	25	33	48	43	40	24	80	193	2712

School Performance Indices – G.C.E. (O/L) Examination – 2021

(Schools with 20 or more candidates)

Province | NORTHERN
District | JAFFNA
Edu. Zone | VALIKAMAM

School	No of Candidates*	Performance Indices of Subjects						School Performance Index	Rank of the School			
		Religion	First Language	English	Science	Mathematics	History		Edu. Zone	District	Province	Island
ERLALAI SRI MURUGAN VIDYALAYA, ERLALAI.	33	47	47	32	33	38	41	40	24	80	193	2712
INUVIL HINDU COLLEGE, CHUNNAKAM.	25	48	42	34	36	39	38	40	24	80	193	2712
KUDDIYAPULAM G.T.M.S., VAYAVILAN.	25	47	47	35	36	40	36	40	24	80	193	2712
CHANKANAI SIVAPIRAGASA M.V., CHANKANAI.	56	43	44	40	33	36	32	38	28	95	218	2969
PIRANPATTU KALAIMAGAL VIDYALAYA, PANDATERUPPU.	22	44	42	32	32	39	37	38	28	95	218	2969
ANAICODDAI R.C.T.M. SCHOOL, ANAICODDAI.	38	41	44	33	31	41	32	37	30	98	222	3058
MANIPAY MEMORIAL ENGLISH COLLEGE, MANIPAY.	46	44	37	33	31	37	40	37	30	98	222	3058
SUTHUMALAI CHINMAYA BARATHY V., MANIPAY.	23	40	45	29	32	37	41	37	30	98	222	3058
MALLAKAM M.V., MALLAKAM.	24	40	37	34	31	38	30	35	33	105	235	3224
SILLALAI R.C.T.M. SCHOOL, PANDATERUPPU.	24	37	42	25	26	33	28	32	34	111	242	3361
ANAICODDAI BALASUBRAMANIYA V., ANAICODDAI.	21	37	32	20	30	33	30	30	35	112	244	3412
Total	2209											

* School Candidates (1st attempt)

School Performance Indices – G.C.E. (O/L) Examination – 2021

(Schools with 20 or more candidates)

Province	NORTHERN
District	JAFFNA
Edu. Zone	VADAMARACHCHI

School	No of Candidates*	Performance Indices of Subjects						School Performance Index	Rank of the School			
		Religion	First Language	English	Science	Mathematics	History		Edu. Zone	District	Province	Island
METHODIST GIRLS' HIGH SCHOOL, POINT PEDRO.	149	76	77	71	71	76	69	73	1	3	3	25
HARTLY COLLEGE, POINT PEDRO.	146	73	70	73	72	76	68	72	2	4	4	33
VALVAI MAHALIR M.V., VALVETTITURAI.	27	60	66	51	52	60	50	57	3	11	14	338
ST. THOMAS' R.C. GIRL'S SCHOOL, POINT PEDRO.	21	59	60	51	53	55	55	56	4	14	21	388
VADAMARACHCHY HINDU GIRLS COLLEGE POINT PEDRO.	114	61	62	52	52	56	49	55	5	18	27	458
UDUPPIDY GIRLS' COLLEGE, VALVETTITHURAI.	77	59	59	52	50	56	50	54	6	21	35	527
UDUTHURAI M.V., THALAYADY.	38	54	54	46	49	64	54	54	6	21	35	527
NELLIADY CENTRAL COLLEGE, KARAVEDDY.	147	57	54	52	51	57	49	53	8	23	42	610
VADAMARACHY CENTRAL LADIES' COLLEGE, KARAVEDDY.	66	60	56	51	51	54	47	53	8	23	42	610
UDUPPIDY AMERICAN MISSION COLLEGE, VALVETTITHURAI.	62	48	46	50	52	54	50	50	10	31	67	963
VALVAI SIVAGURU V., VALVETTITURAI.	22	51	54	51	43	49	49	50	10	31	67	963
MANAT KADU R.C.T.M. SCHOOL, KUDATHTHANAI.	20	54	59	38	42	45	53	49	12	36	79	1114
THUMPALAI SIVAPIRAGASA M.V., POINT PEDRO.	60	47	45	48	49	53	41	47	13	43	99	1441
VETILAIKENY PARAMESWARA VIDYALAYA. MULLIYAN.	20	53	50	38	43	53	46	47	13	43	99	1441
VIGNESWARA COLLEGE, KARAVEDDI.	45	46	45	33	51	50	43	45	15	49	124	1823
PUTTALAI M.V., PULOLY.	20	44	48	38	40	47	39	43	16	63	154	2207
KATCOVALAM METHODIST MISSION TAMIL MIXED SCHOOL, POINT PEDRO.	27	41	44	39	42	52	32	42	17	68	166	2394
SITHY VINAYAGAR V., POINT PEDRO.	28	46	48	30	39	45	38	41	18	73	180	2565
THONDAIMANARU VEERAGATHIPILLAI M.VIDYALAYA, THONDAIMANARU.	42	48	47	34	40	42	36	41	18	73	180	2565
CHITHAMBARA COLLEGE, VALVETTITURAI.	23	43	45	35	41	43	38	41	18	73	180	2565
IMAYANAN G.T.M. SCHOOL, VALVETTITHURAI.	22	40	41	37	36	44	39	40	21	80	193	2712
THEVARAYALY HINDU COLLEGE, KARAVEDDY.	34	49	44	35	31	41	38	40	21	80	193	2712
KOTTAVATTAI A.M.T.M. SCHOOL, VALVETTITURAI.	34	39	41	29	28	38	30	34	23	107	237	3281
CHEMPIANPATTU G.T.M. SCHOOL, THALAYADY.	24	40	35	24	28	37	35	33	24	108	239	3325

School Performance Indices – G.C.E. (O/L) Examination – 2021

(Schools with 20 or more candidates)

Province	NORTHERN
District	JAFFNA
Edu. Zone	VADAMARACHCHI

School	No of Candidates*	Performance Indices of Subjects						School Performance Index	Rank of the School			
		Religion	First Language	English	Science	Mathematics	History		Edu. Zone	District	Province	Island
VELAUTHAM M.V., POINT PEDRO.	31	42	34	28	30	35	26	33	24	108	239	3325
ALVAI SINNATHAMBY VIDYALAYA, ALVAI.	20	29	30	14	14	20	15	20	26	114	247	3464
Total	1319											

* School Candidates (1st attempt)

School Performance Indices – G.C.E. (O/L) Examination – 2021

(Schools with 20 or more candidates)

Province | NORTHERN
District | MANNAR
Edu. Zone | MANNAR

School	No of Candidates*	Performance Indices of Subjects						School Performance Index	Rank of the School			
		Religion	First Language	English	Science	Mathematics	History		Edu. Zone	District	Province	Island
ST. XAVIER'S GIRLS' COLLEGE, MANNAR.	129	58	66	53	54	58	55	57	1	1	14	338
ERUKKALAMPIDY MAHALIR M.VIDYALAYA, ERUKKALAMPIDY.	33	60	57	48	51	55	48	53	2	2	42	610
NANATTAN MAHA VIDYALAYA, NANATTAN.	55	55	59	45	52	53	53	53	2	2	42	610
ST. ANNE'S M.M.VIDYALAYA, MANNAR.	58	53	57	48	56	53	47	52	4	4	52	720
MUSALI NATIONAL SCHOOL, CHILAWATTURAI.	50	54	57	40	57	54	51	52	4	4	52	720
SITHY VINAYAGAR HINDU COLLEGE MANNAR.	105	52	55	49	48	53	47	51	6	6	60	837
ST. XAVIER'S BOYS COLLEGE, MANNAR.	131	47	51	49	50	50	46	49	7	9	79	1114
PUNITHAVANANAR R.C.T. VIDYALAYA, MANNAR.	21	56	54	37	49	47	49	49	7	9	79	1114
UYILANKULAM R.C.T.M.S., UYILANKULAM.	22	54	65	42	40	48	46	49	7	9	79	1114
FATIMA M.M. VIDYALAYA, PESALAI.	93	48	52	44	48	51	44	48	10	12	89	1269
MURUNKAN M.V., MURUNGAN.	62	48	57	44	44	48	46	48	10	12	89	1269
GOWRI AMBAI G.T.M.S., MANNAR.	22	56	50	39	45	47	44	47	12	14	99	1441
TALAIMANNAR PIER G.T.M.S., THALAIMANNAR.	41	50	51	43	43	47	47	47	12	14	99	1441
AL-AZHAR M.V., MANNAR.	26	48	51	44	43	45	42	46	14	17	111	1639
ERUKKALAMPIDY MUSLIM M.M.V., ERUKKALAMPIDY.	31	50	46	37	43	49	46	45	15	18	124	1823
PANDARAVELI M. MAHA VIDYALAYA, CHILAWATHURI.	21	48	51	36	47	46	43	45	15	18	124	1823
ARIPPU R.C.T.M.S., ARIPPU.	34	49	50	41	40	41	42	44	17	21	142	2013
PUTHUKKUDIYIRUPPU G.M.M.S., ERUKKALAMPIDY.	24	43	47	35	38	40	43	41	18	24	180	2565
PARIHARIKANDAL G.T.M. SCHOOL, MURUNGAN.	31	45	47	30	42	41	33	40	19	27	193	2712
ST. LUCIA'S M. VIDYALAYA, MANNAR.	24	45	48	39	37	36	36	40	19	27	193	2712
Total	1013											

School Performance Indices – G.C.E. (O/L) Examination – 2021

(Schools with 20 or more candidates)

Province	NORTHERN
District	MANNAR
Edu. Zone	MADHU

School	No of Candidates*	Performance Indices of Subjects						School Performance Index	Rank of the School			
		Religion	First Language	English	Science	Mathematics	History		Edu. Zone	District	Province	Island
ANNDANKULAM R.C.T.M.S., MANNAR.	25	59	59	37	50	51	48	51	1	6	60	837
KARUNKANDAL R.C.T.M. VIDYALAYA, VADDAKKANDAL.	22	54	55	40	52	51	45	50	2	8	67	963
VADDAKANDAL G.T.M.S., VADDAKKANDAL.	25	52	59	34	41	45	49	47	3	14	99	1441
ILLUPPAIKADAVAI G.T.M. SCHOOL, ILLUPPAIKADAVAI.	31	44	53	41	41	52	39	45	4	18	124	1823
ADAMPAN M.M.V., ADAMPAN.	44	47	47	29	35	47	46	42	5	22	166	2394
PERIYAPANDIVIRICHCHAN M.VIDYALAYA MADHU CHURCH.	20	45	53	37	38	43	36	42	5	22	166	2394
KADDAIADAMPAN R.C.T.M.S.MURUNKAN, MANNAR.	20	46	51	32	41	37	37	41	7	24	180	2565
THEVANPITTY R.C.T.M.S., VELLANKULAM.	23	46	53	20	39	52	37	41	7	24	180	2565
Total	210											

* School Candidates (1st attempt)

School Performance Indices – G.C.E. (O/L) Examination – 2021

(Schools with 20 or more candidates)

Province | NORTHERN
District | VAVUNIYA
Edu. Zone | VAVUNIYA SOUTH

School	No of Candidates*	Performance Indices of Subjects						School Performance Index	Rank of the School			
		Religion	First Language	English	Science	Mathematics	History		Edu. Zone	District	Province	Island
RAMBAIKULAM G.M.V., VAVUNIYA.	155	66	73	68	66	67	64	67	1	1	6	83
VAVUNIYA TAMIL M.M.V., VAVUNIYA.	234	55	55	62	56	61	56	58	2	2	10	292
MADUKANDA M.V., VAVUNIYA.	23	56	50	52	65	62	54	57	3	3	14	338
SAIVAPRAGASA LADIES' COLLEGE, VAVUNIYA.	73	58	59	57	57	55	52	56	4	5	21	388
VIPULANANTHA VIDYALAYA, VAVUNIYA.	167	56	61	54	52	54	55	55	5	6	27	458
VAVUNIYA MUSLIM M.V., VAVUNIYA.	57	52	54	53	54	51	59	54	6	7	35	527
PARAKUM MAHA VIDYALAYA, VAVUNIYA.	46	50	55	45	57	51	54	52	7	9	52	720
KANTHAPURAM VANI V., VAVUNIYA.	22	55	50	53	49	44	46	50	8	10	67	963
AGRABODHI MAHA VIDYALAYA, VAVUNIYA.	40	47	50	50	48	48	50	49	9	11	79	1114
AL HAMIYA MUSLIM M.V., NERIYAKULAM.	46	50	45	52	48	45	43	47	10	12	99	1441
NELUKKULAM KALAIMAGAL M.V., VAVUNIYA.	152	51	52	44	44	46	43	47	10	12	99	1441
GAMINI NATIONAL SCHOOL, VAVUNIYA.	26	41	40	63	45	45	42	46	12	15	111	1639
MOONRUMURIPPU G.T.M. VIDYALAYA, VAVUNIYA.	22	46	47	48	43	45	46	46	12	15	111	1639
SRINAGARAJA VIDYALAYA, VAVUNIYA.	40	49	49	42	44	44	48	46	12	15	111	1639
PERIYAKOMARASANKULAM M.VIDYALAYA, VAVUNIYA.	51	46	49	42	41	43	41	44	15	20	142	2013
POONTHODDAM M.VIDYALAYA, VAVUNIYA.	59	47	48	43	39	44	41	44	15	20	142	2013
THALIKULAM G.T.M.SCHOOL VAVUNIYA.	23	50	51	42	37	43	39	44	15	20	142	2013
POOVARASANKULAM M.V., VAVUNIYA.	42	43	50	44	43	40	36	43	18	24	154	2207
CHEDDIKULAM MAHA VIDYALAYA, CHEDDIKULAM.	49	43	47	41	37	38	43	42	19	26	166	2394
VAVUNIYA HINDU COLLEGE, VAVUNIYA.	68	39	44	41	43	39	44	42	19	26	166	2394
AL-AMEEN MUSLIM MAHA VIDYALAYA, VAVUNIYA.	21	41	47	42	40	39	35	41	21	29	180	2565
MADUKANDA SRI DHARMARATHNA VIDYAYATHANA PIRIVENA, VAVUNIYA	25	35	38	42	41	41	45	40	22	30	193	2712
VAVUNIYA C.C.T.M.S., VAVUNIYA.	44	41	43	39	35	40	36	39	23	32	210	2871
VEERAPURAM MANIVASAGAR M.V., VAVUNIYA.	35	48	44	37	35	39	32	39	23	32	210	2871

School Performance Indices – G.C.E. (O/L) Examination – 2021

(Schools with 20 or more candidates)

Province	NORTHERN
District	VAVUNIYA
Edu. Zone	VAVUNIYA SOUTH

School	No of Candidates*	Performance Indices of Subjects						School Performance Index	Rank of the School			
		Religion	First Language	English	Science	Mathematics	History		Edu. Zone	District	Province	Island
THIRUGNANA SAMPANTHAR VIDYALAYA , VAVUNIYA.	38	39	39	35	35	39	39	38	25	34	218	2969
ARUVITHTHODAM SIVANANTHA VIDYALAYA, CHEDDIKULAM.	23	43	45	32	35	36	32	37	26	35	222	3058
AL-IQBAL MAHA VIDYALAYA VAVUNIYA.	35	35	42	30	32	35	32	34	27	37	237	3281
ANDIYA PULIYANKULAM M.V. CHEDDIKULAM.	29	40	39	29	27	29	26	32	28	38	242	3361
BOGASWEWA VIDYALAYA, VIA PADAVIYA.	40	31	27	25	30	29	29	29	29	39	245	3425
Total	1685											

* School Candidates (1st attempt)

School Performance Indices – G.C.E. (O/L) Examination – 2021

(Schools with 20 or more candidates)

Province	NORTHERN
District	VAVUNIYA
Edu. Zone	VAVUNIYA NORTH

School	No of Candidates*	Performance Indices of Subjects						School Performance Index	Rank of the School			
		Religion	First Language	English	Science	Mathematics	History		Edu. Zone	District	Province	Island
PUTHUKULAM M.VIDYALAYA, VAVUNIYA.	59	52	60	51	58	62	56	57	1	3	14	338
NOCHCHIMODDAI J.S.V., VAVUNIYA.	24	58	58	48	54	46	60	54	2	7	35	527
KANAGARAYANKULAM M.V., VAVUNIYA.	60	52	48	45	45	48	44	47	3	12	99	1441
NEDUNKERNY OLUMADU G.T.M.S., NEDUNKERNY.	27	49	53	35	52	46	39	46	4	15	111	1639
SUNTHARAPURAM SARASWATHY VIDYALAYA, VAVUNIYA,	30	46	48	44	37	44	52	45	5	19	124	1823
OMANTHAI CENTRAL COLLEGE, OMANTHAI.	28	47	51	38	44	41	42	44	6	20	142	2013
PULIYANKULAM HINDU COLLEGE, PULIYANKULAM.	31	53	50	36	37	38	41	43	7	24	154	2207
THARANIKKULAM GANESH VIDYALAYAM, VAVUNIYA.	25	48	52	34	33	37	46	42	8	26	166	2394
NEDUNKERNY MAHA VIDYALAYA, NEDUNKERNY.	44	46	50	36	33	38	35	40	9	30	193	2712
BHARATHITHASAN VIDYALAYA SASTHIRIKOOLANKULAM.	31	41	47	30	29	33	39	37	10	35	222	3058
Total	359											

* School Candidates (1st attempt)

School Performance Indices – G.C.E. (O/L) Examination – 2021

(Schools with 20 or more candidates)

Province | NORTHERN
District | MULLAITIVU
Edu. Zone | MULLAITIVU

School	No of Candidates*	Performance Indices of Subjects						School Performance Index	Rank of the School			
		Religion	First Language	English	Science	Mathematics	History		Edu. Zone	District	Province	Island
KUMULAMUNAI M.V., MULLIYAVALAI.	34	66	58	50	56	59	58	58	1	1	10	292
KALAIMAGAL V., MULLIYAWALAI.	48	56	59	47	59	59	55	56	2	2	21	388
PUTHUKUDIYIRUPPU CENTRAL COLLEGE, PUTHUKUDIYIRUPPU.	156	57	61	49	52	56	54	55	3	3	27	458
CHILAWATTHAI T.V., MULLAITIVU.	27	51	56	45	66	54	52	54	4	4	35	527
PUTHUKUDIYIRUPPU R.C. VIDYALAYA, PUTHUKUDIYIRUPPU.	48	56	61	45	48	54	48	52	5	5	52	720
MULLATIVU R.C.T.GIRLS SCHOOL, MULLATIVU.	25	54	54	46	49	55	48	51	6	6	60	837
VIDYANANDA COLLEGE, MULLIYAWALAI.	96	55	56	44	50	51	48	51	6	6	60	837
VATTAPPALAI M.VIDYALAYA, MULLIYAWALAI.	39	49	60	40	48	52	54	51	6	6	60	837
VALLIPUNAM MAHA VIDYALAYA, PUTHUKUDIYIRUPPU.	65	53	57	44	53	48	47	50	9	11	67	963
MULLAITIVU M.V., MULLAITIVU.	85	46	54	43	48	50	46	48	10	14	89	1269
UDAIYARAKADDU M.V., UDIYARAKADDU.	105	50	54	38	47	52	43	47	11	15	99	1441
VISVAMADU M.V., MULLAITIVU.	89	50	53	44	44	48	43	47	11	15	99	1441
UDUPPUKKULAM TAMIL VIDYALAYA, ALAMPIL.	20	50	56	32	38	46	46	45	13	18	124	1823
SAMPATHNUWARA NATIONAL SCHOOL, ETHAWETUNUWEWA.	40	45	43	41	50	44	39	44	14	21	142	2013
BARATHY MAHA VIDYALAYA, VISWAMADU.	63	48	51	33	43	43	40	43	15	23	154	2207
KURAVIL TAMIL VIDYALAYA, UDAIYARAKADDU.	29	47	48	33	36	43	45	42	16	25	166	2394
THANNIROOTRU MUSLIM MAHA VIDYALAYA MULLIYAWALAI.	37	44	48	35	35	41	46	42	16	25	166	2394
ETHAWETUNUWEWA VIDYALAYA, WELIOYA.	20	43	43	32	47	43	32	40	18	28	193	2712
MULLIVAICAL WEST J.H.S. VIDYALAYA, MULLAITIVU.	21	42	49	34	33	33	42	39	19	29	210	2871
THANNEROOTTU H.B.T.M.S., MULLIYAWALAI.	28	41	50	26	33	34	36	37	20	30	222	3058
EHETUGASWEWA VIDYALAYA, WELIOYA.	28	39	40	30	41	34	34	36	21	31	231	3161
Total	1103											

School Performance Indices – G.C.E. (O/L) Examination – 2021

(Schools with 20 or more candidates)

Province | NORTHERN
District | MULLAITIVU
Edu. Zone | THUNUKKAI

School	No of Candidates*	Performance Indices of Subjects						School Performance Index	Rank of the School			
		Religion	First Language	English	Science	Mathematics	History		Edu. Zone	District	Province	Island
MALLAVI CENTRAL COLLEGE, YOGAPURAM.	61	55	59	40	47	57	50	51	1	6	60	837
PALINAGAR M.V., VAVUNIKKULAM.	44	50	58	44	55	49	50	51	1	6	60	837
MUTHUIYANKADDU RIGHT BANK M. VIDYALAYA ODDUSUDDAN.	22	65	60	33	55	54	35	50	3	11	67	963
PANDIANKULAM MAHA VIDYALAYA, NADDANKANDAL.	38	55	60	38	54	54	41	50	3	11	67	963
PANDARAVANNIYAN M.V., ODDUSUDDAN.	39	48	53	32	47	59	37	46	5	17	111	1639
THIRUMURUKANDY HINDU VIDYALAYAM, MANKULAM.	21	43	47	31	58	49	41	45	6	18	124	1823
YOGAPURAM M.V., YOGAPURAM.	54	48	50	34	46	45	44	45	6	18	124	1823
ODDUSUDDAN MAHA VIDYALAYA, ODDUSUDDAN.	50	46	50	35	43	48	40	44	8	21	142	2013
MANKULAM MAHA VIDYALAYA, MANKULAM.	54	47	50	35	45	41	40	43	9	23	154	2207
MUTHAIYANKADDU LEFT BANK G.T.M. SCHOOL, ODDUSUDDAN.	23	50	51	28	41	46	30	41	10	27	180	2565
Total	406											

* School Candidates (1st attempt)

School Performance Indices – G.C.E. (O/L) Examination – 2021

(Schools with 20 or more candidates)

Province | NORTHERN
District | KILINCHCHI
Edu. Zone | KILINCHCHI SOUTH

School	No of Candidates*	Performance Indices of Subjects						School Performance Index	Rank of the School			
		Religion	First Language	English	Science	Mathematics	History		Edu. Zone	District	Province	Island
KILINCHCHI MAHA VIDYALAYA, KILINCHCHI.	202	58	62	54	54	59	53	57	1	1	14	338
RAMANATHAPURA WEST G.T.M.S., VADDAKACHCHI.	31	55	51	52	63	60	50	55	2	2	27	458
ST. THERESA GIRLS COLLEGE, KILINCHCHI.	49	55	63	52	57	56	47	55	2	2	27	458
URUTHIRAPURAM M.V., URUTHIRAPURAM.	38	60	60	42	52	64	43	54	4	5	35	527
POONAKARY CENTRAL COLLEGE POONAKARY.	33	58	55	41	60	56	49	53	5	7	42	610
VADDAKACHCHI CENTRAL COLLEGE VADDAKACHCHI.	59	52	53	51	53	58	48	53	5	7	42	610
ST. FATHIMA R.C.T.M.S., KILINCHCHI.	24	52	56	45	52	55	50	52	7	9	52	720
PUTHUMURIPPU VIGNESWARA VIDYALAYAM, URUTHIRAPURAM.	26	48	54	32	63	59	55	52	7	9	52	720
AKKARAYAN M.V., KILINCHCHI.	64	55	61	38	50	53	44	50	9	11	67	963
VIVEKANANTHA VIDYALAYAM, KILINCHCHI.	63	51	57	48	49	52	44	50	9	11	67	963
KILINCHCHI MADYA MAHA VIDYALAYA, KILINCHCHI.	126	53	55	47	47	48	41	49	11	13	79	1114
KILINCHCHI HINDU COLLEGE, KILINCHCHI.	98	46	50	45	49	56	49	49	11	13	79	1114
MULANKAVIL M.V. MULANKAVIL.	103	52	50	42	47	53	49	49	11	13	79	1114
KONAVIL MAHA VIDYALAYA KILINCHCHI.	49	48	52	45	50	53	38	48	14	16	89	1269
VERAVIL HINDU MAHA VIDYALAYAM, POONAKARY.	20	59	50	41	48	44	44	48	14	16	89	1269
KIRANCHI G.T.M. SCHOOL POONAKARI.	28	52	54	34	56	45	36	46	16	19	111	1639
THIRUVAIARU MAHA VIDYALAYA, KILINCHCHI.	63	52	51	37	45	45	45	46	16	19	111	1639
SANTHAPURAM KALAIMAGAL, KILINCHCHI.	31	48	53	37	35	55	48	46	16	19	111	1639
POONAKARY SRI VIKNESWARA VIDYALAYA, POONAKARY	29	62	48	36	38	49	45	46	16	19	111	1639
SIVAPATHA KALAYAGAM G.T.M.S., KILINCHCHI.	20	52	52	41	41	45	40	45	20	24	124	1823
RAMANATAPURAM M.V., RAMANATHAPURAM.	69	47	49	37	46	45	37	44	21	25	142	2013
SIVANAGAR G.T.M.S., URUTHIRAPURAM.	21	49	49	29	41	58	33	43	22	26	154	2207
KANAKAPURAM M.V., KILINCHCHI.	33	47	50	38	38	42	38	42	23	29	166	2394
SELVANAGAR G.T.M. SCHOOL, KILINCHCHI.	23	42	38	37	44	50	38	42	23	29	166	2394

* School Candidates (1st attempt)

School Performance Indices – G.C.E. (O/L) Examination – 2021

(Schools with 20 or more candidates)

Province	NORTHERN
District	KILINOCHCHI
Edu. Zone	KILINOCHCHI SOUTH

School	No of Candidates*	Performance Indices of Subjects						School Performance Index	Rank of the School			
		Religion	First Language	English	Science	Mathematics	History		Edu. Zone	District	Province	Island
OOTTUPPULAM G.T.M. SCHOOL , KILINOCHCHI.	20	43	52	40	40	37	35	41	25	31	180	2565
BHARATHY V., KILINOCHCHI.	74	43	48	29	36	39	36	39	26	32	210	2871
JEYAPURAM M.V., POONAKARY.	33	45	45	29	41	39	37	39	26	32	210	2871
IRANATIVU R.C.T.M. SCHOOL, POONAKARY.	24	45	38	31	35	37	30	36	28	34	231	3161
MUKKOMBAN G.T.M. SCHOOL, POONAKARY.	27	41	41	27	36	38	30	36	28	34	231	3161
Total	1480											

* School Candidates (1st attempt)

School Performance Indices – G.C.E. (O/L) Examination – 2021

(Schools with 20 or more candidates)

Province	NORTHERN
District	KILINOCHCHI
Edu. Zone	KILINOCHCHI NORTH

School	No of Candidates*	Performance Indices of Subjects						School Performance Index	Rank of the School			
		Religion	First Language	English	Science	Mathematics	History		Edu. Zone	District	Province	Island
PIRAMANTHANARU M.V., PARANTHAN.	49	59	51	42	63	62	52	55	1	2	27	458
PALLAI CENTRAL COLLEGE, PALLAI.	77	58	57	53	51	54	52	54	2	5	35	527
RAMANATHAPURAM EAST G.T.M.S., KILINOCHCHI.	44	52	52	39	46	55	41	48	3	16	89	1269
MURUGANANDA COLLEGE, PARANTHAN.	51	53	47	39	49	48	41	46	4	19	111	1639
PARANTHAN HINDU M.V., PARANTHAN.	39	49	50	35	36	45	41	43	5	26	154	2207
THARMAPURAM CENTRAL COLLEGE, PARANTHAN.	100	49	50	34	39	44	39	43	5	26	154	2207
Total	360											

* School Candidates (1st attempt)

EASTERN PROVINCE

School Performance Indices – G.C.E. (O/L) Examination – 2021

(Schools with 20 or more candidates)

Province | EASTERN
District | BATTICALOA
Edu. Zone | BATTICALOA

School	No of Candidates*	Performance Indices of Subjects						School Performance Index	Rank of the School			
		Religion	First Language	English	Science	Mathematics	History		Edu. Zone	District	Province	Island
VINCENT GIRL'S HIGH SCHOOL, BATTICALOA.	177	73	77	71	68	68	68	71	1	1	1	38
ST. CECILIA'S GIRLS COLLEGE(NATIONAL SCHOOL) BATTICALOA.	174	69	76	67	62	68	64	68	2	3	3	68
ST. MICHAEL'S COLLEGE (NATIONAL SCHOOL) BATTICALOA.	197	59	65	69	65	67	61	64	3	5	10	136
METHODIST CENTRAL COLLEGE, BATTICALOA.	151	59	65	66	62	63	57	62	4	7	14	176
ARAIYAMPATHY R.K.M. MAHA VIDYALAYA, ARAIYAMPATHY.	34	60	59	59	54	56	52	57	5	18	38	338
ERAVUR TAMIL M.V., CHENKALADY.	22	56	59	51	57	58	57	56	6	22	51	388
MAHAJANA COLLEGE, BATTICALOA.	145	61	62	53	51	56	50	56	6	22	51	388
SIVANANDA VIDYALAYA, BATTICALOA.	165	52	50	53	65	61	56	56	6	22	51	388
VIVEKANANDA LADIES COLLEGE, BATTICALOA.	127	59	64	49	58	57	49	56	6	22	51	388
PUTHUKUDIYIRUPPU KANNAKI M. VIDYALAYA, ARAYAMPATHY.	75	54	49	49	69	57	52	55	10	26	61	458
KIRANKULAM VINAYAGAR M.V., KIRANKULAM.	66	54	43	43	59	60	57	53	11	33	80	610
MYLAMBAVELY SRI VIGNESWARA VIDYALAYA, THANNAMUNAI.	29	57	57	48	55	54	44	53	11	33	80	610
KALLADY MUGATHTHUVARAM VIPULANANDA VIDYALAYA, BATTICALOA.	28	49	49	55	52	54	55	52	13	42	99	720
VIPULANANDA COLLEGE , KARUVEPPANKERNI.	40	49	48	48	50	59	54	51	14	46	111	837
THALANKUDAH SRI VINAYAGAR VIDYALAYA, ARAYAMPATHY.	40	55	48	42	50	58	53	51	14	46	111	837
KUDIYIRUPPU KALAIMAGAL M.VIDYALAYA, ERAVUR 1.	60	48	51	47	55	53	41	49	16	58	146	1114
URANI SARASWATHIE VIDYALAYA, BATTICALOA.	33	51	47	49	46	51	52	49	16	58	146	1114
ARAYAMPATHY MAHA VIDYALAYA, ARAYAMPATHY.	47	43	44	47	52	57	47	48	18	64	172	1269
ERAVUR VIPULANANDHA V., CHENKALADY.	20	48	45	42	49	54	48	48	18	64	172	1269
IYANKENY TAMIL VIDYALAYA. CHENKALADY.	28	51	45	37	54	49	43	47	20	71	195	1441
HINDU COLLEGE, BATTICALOA.	118	45	44	50	43	49	44	46	21	74	211	1639
ST. JOSEPH'S COLLEGE, BATTICALOA.	43	43	51	43	42	49	42	45	22	83	232	1823
PUTTHUR VIGNESWARA VIDYALAYA, BATTICALOA.	36	48	46	43	41	43	38	43	23	96	269	2207
AMIRTHAKALY SRI SITHY VINAYAGAR MAHA VIDYALAYA, BATTICALOA.	26	49	49	42	44	41	28	42	24	102	282	2394
THIRUPERUNDHURAI SRI MURUGAN VIDYALAYAM, THIRUPERUNTHURAI	20	45	42	38	37	44	48	42	24	102	282	2394
Total	1901											

* School Candidates (1st attempt)

School Performance Indices – G.C.E. (O/L) Examination – 2021

(Schools with 20 or more candidates)

Province | EASTERN
District | BATTICALOA
Edu. Zone | KALKUDAH

School	No of Candidates*	Performance Indices of Subjects						School Performance Index	Rank of the School			
		Religion	First Language	English	Science	Mathematics	History		Edu. Zone	District	Province	Island
KORAKALLIMADU SRI RAMANA MAHARISHI VIDYALAYA KIRAN.	24	58	59	49	67	50	58	57	1	18	38	338
PUTHUKUDIYIRUPPU VANI VIDYALAYA, VALAICHCHENAI.	23	44	56	50	64	63	47	54	2	29	71	527
CHENKALADY VIVEKANANDA VIDYALAYA CHENKALADY.	28	48	53	51	58	56	60	54	2	29	71	527
VAKARAI M.V., VAKARAI.	50	43	47	51	83	51	42	53	4	33	80	610
VALAICHCHENAI HINDU COLLEGE VALAICHCHENAI.	133	51	56	53	53	56	48	53	4	33	80	610
PETHALAI VIPULANANTHA COLLEGE VALAICHCHENAI.	125	49	52	46	51	56	50	51	6	46	111	837
KATHIRAVELI VIGNESWARA VIDYALAYA, KATHIRAVELI.	76	46	48	45	55	59	47	50	7	51	128	963
SUNGANKERNY G.T.M. SCHOOL VALAICHENAI	40	50	45	42	53	58	49	50	7	51	128	963
VANTHARUMOLAI VISHNU MAHA VIDYALAYA VANTHARUMOLAI.	147	50	50	42	49	50	52	49	9	58	146	1114
CHENKALADY CENTRAL COLLEGE, CHENKALADY.	142	52	53	44	43	47	49	48	10	64	172	1269
KARUVAKERNY VIGNESHWARA V., VALAICHCHENAI.	54	42	44	41	53	45	46	45	11	83	232	1823
VANTHARUMOLAI M.M.V., SITTANDY.	188	47	44	37	52	42	46	45	11	83	232	1823
KALKUDAH NAMAGAL VIDYALAYA KALKUDAH.	38	39	48	45	37	51	45	44	13	88	244	2013
KALUWANKERNY VIVEKANANDA VIDYALAYA, KALUWANKERNY.	55	43	41	27	40	62	52	44	13	88	244	2013
PALCHENAI G.T.M.S. , KATHIRAVALEY.	20	48	48	29	39	57	44	44	13	88	244	2013
KIRAN CENTRAL COLLEGE KIRAN.	141	46	50	42	43	38	47	44	13	88	244	2013
SANTHIVELY SITHY VINAYAGAR V., MURAKKOTTANCHENAI.	95	48	47	36	41	45	43	43	17	96	269	2207
MURAKKOTTANCHENAI R.K.M. VIDYALAYA, MURAKKOTTANCHENAI.	52	40	42	39	37	53	40	42	18	102	282	2394
VAHANERY KOKULAM VIDYALAYA, VAHANERY.	20	34	37	41	55	49	34	42	18	102	282	2394
KAYANKARNY SARASWATHY VIDYALAYA, MANKERNI.	40	36	37	33	47	41	36	38	20	116	331	2969
KINNAIYADI SARASWATHI VIDYALAYA, VALAICHENAI.	36	40	40	29	43	35	34	37	21	120	341	3058
Total	1527											

School Performance Indices – G.C.E. (O/L) Examination – 2021

(Schools with 20 or more candidates)

Province | EASTERN
District | BATTICALOA
Edu. Zone | PADDIRIPPU

School	No of Candidates*	Performance Indices of Subjects						School Performance Index	Rank of the School			
		Religion	First Language	English	Science	Mathematics	History		Edu. Zone	District	Province	Island
PADDIRUPPU M.M.V., KALUWANCHIKUDY.	226	59	57	54	60	56	59	58	1	13	27	292
KODDAIKALLAR MAHA VIDYALAYA KODDAIKALLAR.	60	54	56	57	64	54	59	57	2	18	38	338
KALUTHAVALAI MAHA VIDYALAYA, KALUTHAVALAI.	143	54	50	50	56	60	57	55	3	26	61	458
THETTATIVU M.V., KALUWANCHIKUDY.	47	55	51	55	60	55	54	55	3	26	61	458
MANDUR SRI RAMA KRISHNA VIDYALAYA, MANDUR.	24	54	50	45	57	60	51	53	5	33	80	610
MUNAITIVU SAKTHY MAHA VIDYALAYA, PERIYAPORATIVU.E.P.	34	54	56	45	50	57	57	53	5	33	80	610
PERIYAKALLAR CENTRAL COLLEGE KALLAR.E.P.	72	55	52	50	50	50	49	51	7	46	111	837
THURAINHEELAVANAI MAHA VIDYALAYA THURAINHEELAVANAI.	88	55	51	44	52	43	54	50	8	51	128	963
CHEDDIPALAYAM MAHA VIDYALAYA, CHEDDIPALAYAM.	69	53	49	39	51	52	51	49	9	58	146	1114
ONTHACHCHIMADAM SRI VINAYAGAR MAHA VIDYALAYA, KALUVANCHIKUDY.	47	48	46	40	53	55	52	49	9	58	146	1114
KALMUNTHAL THIRUVALLUVAR VIDYALAYA, KODDAI KALLAR.	28	42	47	48	55	45	50	48	11	64	172	1269
MANDUR -13 VIGNESWARA VIDYALAYA, MANDUR.	36	51	51	37	41	54	52	48	11	64	172	1269
KURUMANVELY SIVASAKTHY M.V., KALUWANCHIKUDY.	71	50	51	42	44	43	47	46	13	74	211	1639
MANDUR- 14 SHAKTHI MAHA VIDYALAYA MANDUR.	31	50	48	35	43	47	51	46	13	74	211	1639
THAMBALAWATHAI GANESHA VIDYALAYA, MANDUR.	21	49	44	36	44	50	50	46	13	74	211	1639
UTHAYAPURAM TAMIL VIDYALAYA, KALLAR.	32	53	55	38	41	43	48	46	13	74	211	1639
KANNAKIPURAM VINAYAGAR VIDYALAYA, KALUWANCHIKUDY.	24	51	56	38	36	44	50	46	13	74	211	1639
MANKADU SARASWATHY MAHA VIDYALAYA, CHEDDIPALAYAM.	32	47	44	38	43	48	48	45	18	83	232	1823
KOVILPORATIVU VIVEKANANDA M. V., PERIYAPORATIVU E.P.	48	47	44	40	36	46	47	43	19	96	269	2207
MANDUR MAHA VIDYALAYA, MANDUR.	30	40	44	44	38	43	46	43	19	96	269	2207
ERUVIL KANNAKI M.VIDYALAYA, KALUWANCHIKUDY.	36	48	46	33	42	36	44	42	21	102	282	2394
KAKKACHIWADDAI VISHNU V., MANDUR.	31	39	38	45	47	39	44	42	21	102	282	2394
MANDUR 37 NAVAKIRI VIDYALAYA, BAKKIELLA.	29	44	39	32	42	40	52	42	21	102	282	2394
PERIYAPORATIVU BHARATHY VIDYALAYA, PERIYAPORATIVU.	25	47	49	40	37	41	38	42	21	102	282	2394

School Performance Indices – G.C.E. (O/L) Examination – 2021

(Schools with 20 or more candidates)

Province | EASTERN
 District | BATTICALOA
 Edu. Zone | PADDIRIPPU

School	No of Candidates*	Performance Indices of Subjects						School Performance Index	Rank of the School			
		Religion	First Language	English	Science	Mathematics	History		Edu. Zone	District	Province	Island
KALMUNTHAVELY G.T.M.S. SCHOOL, AMPILANTHURAI.	26	44	47	30	40	43	48	42	21	102	282	2394
PALUGAMAM KANDUMANY MAHA VIDYALAYA, THIRUPPALUGAMAM.	61	45	47	31	40	39	42	41	26	112	305	2565
MAHILOOR SARASWATHY MAHA VIDYALAYA, KALUWANCHIKUDY.	61	39	38	38	43	42	42	40	27	113	309	2712
PALAMUNAI G.T.M.S. MANDUR.	22	43	42	35	30	44	48	40	27	113	309	2712
VAMMIYADIYOOTU VANI VIDYALAYA THIKKODAI.	21	40	38	33	36	42	41	38	29	116	331	2969
Total	1475											

* School Candidates (1st attempt)

School Performance Indices – G.C.E. (O/L) Examination – 2021

(Schools with 20 or more candidates)

Province | EASTERN
 District | BATTICALOA
 Edu. Zone | BATTICALOA CENTRAL

School	No of Candidates*	Performance Indices of Subjects						School Performance Index	Rank of the School			
		Religion	First Language	English	Science	Mathematics	History		Edu. Zone	District	Province	Island
MEERA BALIKA MAHA VIDYALAYA, KATTANKUDY.	152	76	74	76	67	67	64	71	1	1	1	38
AYISHA MAHALIR MAHA VIDYALAYA VALAICHCHENAI.	55	67	67	65	68	65	69	67	2	4	5	83
ZAVIYA MAHALIR VIDYALAYA KATTANKUDY.	51	69	65	58	60	56	67	63	3	6	13	157
ERAVUR AL-MUNEERA BALIKA M.V., ERAVUR.	50	75	64	50	56	56	64	61	4	8	18	200
HILRIYYA VIDYALAYA, KATTANKUDY 2.	55	65	55	62	63	59	58	60	5	9	19	229
MILLETH MAHALIR M.V., KATTANKUDY.	91	66	62	61	59	54	56	60	5	9	19	229
BC/AL-AZHAR GIRLS HIGH SCHOOL, ERAVUR.	65	72	62	45	61	55	57	59	7	11	23	252
ODDAMAVADY FATHIMA BALIKA MAHA VIDYALAYA, ODDAMAVADY.	158	65	64	59	57	54	54	59	7	11	23	252
ALIGHAR CENTRAL COLLEGE, ERAVUR.	169	64	53	56	61	58	56	58	9	13	27	292
ARAFI VIDYALAYA ERAVUR.	86	61	63	54	53	60	58	58	9	13	27	292
ODDAMAVADI CENTRAL COLLEGE, ODDAMAVADI.	146	62	53	59	63	54	58	58	9	13	27	292
AN NOOR MAHA VIDYALAYA, (NATIONAL SCHOOL) VALAICHCHENAI	73	59	51	56	64	60	56	58	9	13	27	292
BRAINTHURAICHENAI AZHAR VIDYALAYA, VALAICHCHENAI.	28	54	50	54	65	59	59	57	13	18	38	338
AL-HIRA M.VIDYALAYA, KATTANKUDY-05.	127	57	50	58	55	53	49	54	14	29	71	527
MACAN MARKER MAHA VIDYALAYA, ERAVUR.	85	67	59	44	48	51	52	54	14	29	71	527
MEERAVODAI AL-HIDHAYA M.VIDYALAYA MEERAVODAI.	120	52	53	51	60	53	46	53	16	33	80	610
BATHURIYA VIDYALAYA KATTANKUDY.	45	61	57	48	46	51	51	52	17	42	99	720
RITHITHENNA IQRAH VIDYALAYA PUNANAI	21	59	52	44	49	52	53	52	17	42	99	720
AL-AMEEN M.VIDYALAYA, KATTANKUDY.	157	58	54	57	42	44	42	50	19	51	128	963
SEMMANODAI AL-HAMRA VIDYALAYA. VALAICHCHENAI.	37	54	51	49	52	45	48	50	19	51	128	963
KAWATHAMUNAI AL AMEEN VIDYALAYA, VAHANERI.	29	53	48	43	67	46	42	50	19	51	128	963
PALAMUNAI ASHRAFF VIDYALAYA ARAYAMPATHY.	32	62	51	42	44	51	44	49	22	58	146	1114
KATANKUDI CENTRAL COLLEGE, KATTANKUDI.	214	51	45	49	48	45	44	47	23	71	195	1441
BC/KANKEYANODAI AL-AQSHA M.VIDYALAYA, ARAIYAMPATHY.	40	52	47	46	43	41	48	46	24	74	211	1639

* School Candidates (1st attempt)

School Performance Indices – G.C.E. (O/L) Examination – 2021

(Schools with 20 or more candidates)

Province	EASTERN
District	BATTICALOA
Edu. Zone	BATTICALOA CENTRAL

School	No of Candidates*	Performance Indices of Subjects						School Performance Index	Rank of the School			
		Religion	First Language	English	Science	Mathematics	History		Edu. Zone	District	Province	Island
BC/PALAMUNAI ALIGHAR M.V., ARAIYAMPATHY.	20	42	43	41	57	42	51	46	24	74	211	1639
ERAVUR RAHUMANIYA M.VIDYALAYA, ERAVUR.	101	44	43	43	47	41	48	44	26	88	244	2013
BRAINTHURACHENAI SATHULIYA VIDYALAYA. VALAICHENAI.	34	46	36	41	35	53	38	42	27	102	282	2394
AN-NASSAR VIDYALAYA, KATTANKUDY 1.	45	39	33	34	35	34	35	35	28	122	351	3224
Total	2286											

* School Candidates (1st attempt)

School Performance Indices – G.C.E. (O/L) Examination – 2021

(Schools with 20 or more candidates)

Province	EASTERN
District	BATTICALOA
Edu. Zone	BATTICALOA WEST

School	No of Candidates*	Performance Indices of Subjects						School Performance Index	Rank of the School			
		Religion	First Language	English	Science	Mathematics	History		Edu. Zone	District	Province	Island
MAHILADITIVU SARASWATHY MAHA VIDYALAYA, KOKKATTICHCHOLAI.	61	50	49	50	54	56	59	53	1	33	80	610
MUNAICKADU VIVEKANDA VIDYALAYA, KOKKADDICHOLAI.	57	51	50	50	47	57	62	53	1	33	80	610
KANCHIRANKUDAH KAMADCHI VIDYALAYA, KANNANKUDHA.	21	54	54	43	50	52	58	52	3	42	99	720
AMPILANTHURAI KALAIMAGAL M.VIDYALAYA, KOKKADDICHOLAI.	59	55	47	41	57	55	53	51	4	46	111	837
KITHUL SRI KRISHNA V., BATTICALOA.	25	48	44	44	62	55	48	50	5	51	128	963
PAVATKODICHENAI VINAYAGAR VIDYALAYA, UNNICHAI.	26	46	47	43	43	58	50	48	6	64	172	1269
UNNICHCHAI 8 TH MILE POST G.T.M.S. BATTICALOA.	20	50	41	36	49	60	50	48	6	64	172	1269
MUTHALAICKUDAH M.V., KOKKADDICHOLAI.	36	53	48	43	43	41	51	47	8	71	195	1441
MAHILAVADDAVAN MAHA VIDYALAYA , BATTICALOA.	44	51	55	33	41	48	49	46	9	74	211	1639
ILUPPADICHCHENAI AMBAL VIDYALAYA, PANKUDAVELI.	37	47	49	40	38	42	55	45	10	83	232	1823
ARASADITHEEVU VIGNESWARA M.VIDYALAYA, KOKKADDICHOLAI.	76	44	44	35	45	52	45	44	11	88	244	2013
KANNANKUDAH MAHA VIDYALAYA, KANNANKUDAH.	62	49	46	39	40	49	40	44	11	88	244	2013
KARAYAKKANTHIVU GANESHA VIDYALAYA , BATTICALOA.	22	54	45	43	33	40	46	44	11	88	244	2013
KARADIYANARU M. V., KARADIYANARU.	44	50	48	32	40	50	37	43	14	96	269	2207
NAVATKADU NAMAGAL VIDYALAYA, BATTICALOA.	84	49	48	34	41	45	42	43	14	96	269	2207
KOTTIYAPOLAI KALAIVANI VIDYALAYA KANNANKUDAH.	28	45	42	37	31	44	41	40	16	113	309	2712
KAYANMADU GOVT. TAMIL MIXED SCHOOL, KANNANKUDAH.	20	47	40	36	27	43	32	38	17	116	331	2969
VAVUNATHIVU PARAMESHWARA VIDYALAYA. VAVUNATHIVU.	20	38	42	29	39	47	34	38	17	116	331	2969
KOKKADDICHCHOLAI R.K.M.V., KOKKADDICHCHOLAI.	60	38	36	34	31	38	42	37	19	120	341	3058
Total	802											

* School Candidates (1st attempt)

School Performance Indices – G.C.E. (O/L) Examination – 2021

(Schools with 20 or more candidates)

Province | EASTERN
District | AMPARA
Edu. Zone | AMPARA

School	No of Candidates*	Performance Indices of Subjects						School Performance Index	Rank of the School			
		Religion	First Language	English	Science	Mathematics	History		Edu. Zone	District	Province	Island
D.S. SENANAYAKA M.M.V., AMPARA.	259	69	65	61	71	71	72	68	1	1	3	68
BANDARANAYAKA BALIKA MAHA VIDYALAYA, AMPARA.	146	56	61	60	59	60	60	59	2	10	23	252
NUGELANDA VIDYALAYA, RAJAGALATENNA.	21	56	49	44	56	51	66	54	3	33	71	527
POLWATTA M.V., AMPARA.	78	48	48	46	61	61	55	53	4	35	80	610
KAWANTISSA MAHA VIDYALAYA, AMPARA.	151	46	48	47	58	54	56	52	5	43	99	720
SADDATISSA MAHA VIDYALAYA, AMPARA.	179	45	47	49	58	59	53	52	5	43	99	720
SENAGAMA MAHA VIDYALAYA, WERANKETAGODA.	40	53	53	43	57	55	53	52	5	43	99	720
GAMINI MAHA VIDYALAYA, AMPARA.	130	49	50	49	51	53	55	51	8	47	111	837
HIMIDURAWA VIDYALAYA, UHANA.	41	45	48	43	59	49	58	50	9	57	128	963
RAJAGALATENNA MAHA VIDYALAYA, RAJAGALATENNA.	46	50	48	42	52	53	55	50	9	57	128	963
MALWATTA TISSAPURA MAHA VIDYALAYA DADAYAMTHALAWA.	46	45	50	47	48	54	50	49	11	63	146	1114
HEGODA SRI INDRASARA VIDYALAYA, AMPARA.	36	41	43	44	54	56	53	49	11	63	146	1114
MORAGAHAPALLAMA VIDYALAYA, AMPARA.	27	41	43	55	51	58	46	49	11	63	146	1114
WERANKETAGODA MAHA VIDYALAYA, KOHOMBANA.	110	51	48	40	56	52	49	49	11	63	146	1114
UHANA MAHA V., UHANA.	91	45	46	47	52	51	52	49	11	63	146	1114
AMBAGAHAWELLA MAHA VIDYALAYA, PARAGAHAKELE.	29	43	40	43	58	54	52	48	16	76	172	1269
MADAWALALANDA MAHA VIDYALAYA, MADAWALALANDA.	80	52	50	42	50	49	47	48	16	76	172	1269
MANTHOTTAMA MAHA VIDYALAYA, MAHANAGAPURA.	54	51	48	37	52	49	48	48	16	76	172	1269
WIJAYAPURA MAHA VIDYALAYA DADAYAMTHALAWA.	21	46	47	42	52	47	51	48	16	76	172	1269
WALAGAMPURA V., WERANKETAGODA.	22	51	48	40	44	46	50	47	20	86	195	1441
WELUSUMANA VIDYALAYA. AMPARA.	26	45	41	35	57	56	48	47	20	86	195	1441
NAMALTALAWA MAHA VIDYALAYA, AMPARA.	59	48	43	43	43	46	50	46	22	93	211	1639
SEEVALI VIDYALAYA, MORAGAHAPALLAMA.	20	45	43	40	43	54	49	46	22	93	211	1639
MANGALARAMA M.V., VIA AMPARA.	25	45	47	37	47	45	46	45	24	99	232	1823

School Performance Indices – G.C.E. (O/L) Examination – 2021

(Schools with 20 or more candidates)

Province	EASTERN
District	AMPARA
Edu. Zone	AMPARA

School	No of Candidates*	Performance Indices of Subjects						School Performance Index	Rank of the School			
		Religion	First Language	English	Science	Mathematics	History		Edu. Zone	District	Province	Island
DEWALAHINDA VIDYALAYA, DEWALAHINDA.	26	43	37	42	50	47	47	44	25	102	244	2013
GALAHITIYAGODA MAHA VIDYALAYA, UHANA.	53	45	41	42	44	49	45	44	25	102	244	2013
KOKNAHARA MAHA VIDYALAYA, KETHSIRIGAMA.	65	45	45	40	45	40	46	44	25	102	244	2013
PADAGODA VIDYALAYA, AMPARA.	33	37	44	51	38	48	48	44	25	102	244	2013
UKSIRIPURA VIDYALAYA, HINGURANA.	37	39	44	37	45	43	49	43	29	111	269	2207
DEEGAVAPI SINHALA VIDYALAYA, DEEGAVAPI.	30	35	34	43	44	52	41	42	30	115	282	2394
PANAMA M.V., AMPARA.	85	40	38	29	50	45	51	42	30	115	282	2394
RUHUNUGAMA VIDYALAYA, DADAYAMTHALAWA.	30	38	39	35	42	53	44	42	30	115	282	2394
LAHUGALA M.V., VIA MONARAGALA.	55	40	39	33	40	48	40	40	33	122	309	2712
VIDYALOKA VIDYALAYA, VERANKETAGODA.	27	44	38	30	43	41	35	39	34	127	323	2871
HINGURANA MAHA VIDYALAYA, HINGURANA.	20	36	40	35	31	36	46	37	35	131	341	3058
HULANNUGE VIDYALAYA, HULANNUGE.	20	36	34	25	30	40	38	34	36	134	354	3281
PARAGAHAKELE MAHA VIDYALAYA, PARAGAHAKELE.	28	30	34	30	36	35	31	33	37	136	358	3325
Total	2246											

* School Candidates (1st attempt)

School Performance Indices – G.C.E. (O/L) Examination – 2021

(Schools with 20 or more candidates)

Province | EASTERN
District | AMPARA
Edu. Zone | KALMUNAI

School	No of Candidates*	Performance Indices of Subjects						School Performance Index	Rank of the School			
		Religion	First Language	English	Science	Mathematics	History		Edu. Zone	District	Province	Island
AL HAMBRA VIDYALAYA , MARUTHAMUNAI.	77	65	63	62	69	66	71	66	1	2	6	100
CARMEL FATIMA COLLEGE, KALMUNAI.	236	65	67	65	67	67	67	66	1	2	6	100
R.K.M GIRLS VIDYALAYA KARAITIVU- 2.	58	63	60	63	68	63	66	64	3	5	10	136
AL-MAZHAR GIRLS' HIGH SCHOOL, NINTAVUR 4.	80	63	61	63	56	55	57	59	4	10	23	252
AL-MANAR CENTRAL COLLEGE, MARUTHAMUNAI.	172	59	60	55	53	60	53	57	5	16	38	338
MAHMUD LADIES' COLLEGE, KALMUNAI.	408	59	58	59	53	54	56	57	5	16	38	338
VIPULANANDA CENTRAL COLLEGE, KARAITIVU. E.P.	62	54	50	60	63	57	56	57	5	16	38	338
SHAMS CENTRAL COLLEGE MARUTHAMUNAI.	87	62	58	52	55	54	55	56	8	23	51	388
AL-ASHRAFF M.VIDYALAYA, KARAITIVU. E.P.	42	62	54	52	54	59	50	55	9	29	61	458
MARUTHAMUNAI AL-MADEENA VIDYALAYA MARUTHAMUNAI	50	58	52	55	58	51	54	55	9	29	61	458
AL-ASHRAQ M.M.V. NINTAVUR.	183	56	49	56	53	52	49	53	11	35	80	610
PULAVARMANI SHARIFUDEEN M.V. PERIYANEELAVANAI.	49	61	55	50	47	52	50	53	11	35	80	610
WESLEY HIGH SCHOOL, KALMUNAI.	171	55	54	49	52	54	56	53	11	35	80	610
AL-MATHINA MAHA VIDYALAYA. NINTAVUR.	84	55	50	53	49	50	50	51	14	47	111	837
AL- MINA VIDYALAYA NINTHAVUR.	47	57	44	50	47	44	57	50	15	57	128	963
AL-JALAL VIDYALAYA SAINTHAMARUTHU.	41	50	50	46	48	56	42	49	16	63	146	1114
SHANMUGA MAHA VIDYALAYA, KARAITIVU.	62	58	45	49	49	44	49	49	16	63	146	1114
AL-BAHRIYA M.V., KALMUNAI 3.	69	54	46	51	45	46	46	48	18	76	172	1269
IMAM GAZZALY VIDYALAYA, NINTAVUR.	38	51	50	52	46	43	44	48	18	76	172	1269
AL-AZHAR VIDYALAYA SAMMANTHURAI.	65	52	49	45	44	50	39	47	20	86	195	1441
KALMUNAI RAMAKRISHNA MISSION VIDYALAYA KALMUNAI.	25	50	50	50	38	40	53	47	20	86	195	1441
KALMUNAI ZAHIRA COLLEGE, SAINTHAMARUTHU.	413	48	44	51	46	47	46	47	20	86	195	1441
PERIYANEELAVANAI VISHNU M.V., KALMUNAI.	33	50	51	39	38	45	41	44	23	102	244	2013
MALHARUS SHAMS M.V., SAINTHAMARUTHU 17.	49	49	46	48	38	45	34	43	24	111	269	2207

* School Candidates (1st attempt)

School Performance Indices – G.C.E. (O/L) Examination – 2021

(Schools with 20 or more candidates)

Province	EASTERN
District	AMPARA
Edu. Zone	KALMUNAI

School	No of Candidates*	Performance Indices of Subjects						School Performance Index	Rank of the School			
		Religion	First Language	English	Science	Mathematics	History		Edu. Zone	District	Province	Island
AL - MISBAH MAHA VIDYALAYA KALMUNAI 6.	89	48	44	44	37	38	38	42	25	115	282	2394
AL AKSHA MAHA VIDYALAYA, KALMUNAI.	41	40	41	36	39	43	39	40	26	122	309	2712
GANEHA M.V., KALMUNAI.	41	35	40	42	50	37	38	40	26	122	309	2712
PANDIRUPPU MAHA VIDYALAYA, KALMUNAI.	34	46	39	35	32	39	36	38	28	129	331	2969
Total	2806											

* School Candidates (1st attempt)

School Performance Indices – G.C.E. (O/L) Examination – 2021

(Schools with 20 or more candidates)

Province | EASTERN
District | AMPARA
Edu. Zone | SAMMANTHURAI

School	No of Candidates*	Performance Indices of Subjects						School Performance Index	Rank of the School			
		Religion	First Language	English	Science	Mathematics	History		Edu. Zone	District	Province	Island
NAVITHANVELI-ANNAMALAI MAHA VIDYALAYA NAVITHANVELI.	30	61	62	51	62	55	58	58	1	12	27	292
MAJEEDPURAI V., MALWATTAI	20	63	56	51	50	53	60	56	2	23	51	388
VIVEKANANDA M. VIDYALAYA, NAVITHANVELY.(E.P)	22	61	59	43	52	52	60	55	3	29	61	458
SAMMANTHURAI MUSLIM MADHYA MAHA VIDYALAYA, SAMMANTHURAI.	386	55	53	53	52	52	53	53	4	35	80	610
AL-MARJAN MUSLIM LADIES' COLLEGE, SAMMANTHURAI.	146	55	55	49	48	51	46	51	5	47	111	837
VEERAMUNAI R.K.M.V., SAMMANTHURAI.	37	59	50	40	52	51	51	51	5	47	111	837
AL-ASHRAF CENTRAL COLLEGE IRAKKAMAM.	138	51	51	46	51	54	46	50	7	57	128	963
VEERATHTHIDAI AL-HIDAYA MAHA VIDYALAYA CHAVALAKKADAI.	39	52	54	39	49	51	52	50	7	57	128	963
AS-SIRAJ MAHA VIDYALAYA, CENTRAL CAMP.	58	50	52	45	50	46	48	49	9	63	146	1114
DHARUSSALAM MAHA VIDYALAYA SAMMANTHURAI.	101	48	50	48	48	46	45	48	10	76	172	1269
VIPULANANDA MAHA VIDYALAYA MALWATTAI.	54	47	46	49	40	51	54	48	10	76	172	1269
HOLY CROSS M.V., SAMMANTHURAI.	24	59	50	37	42	48	47	47	12	86	195	1441
RANAMADU HINDU M.VIDYALAYA CENTRAL CAMP.	38	49	51	37	39	42	43	44	13	102	244	2013
AL-ARSATH M. VIDYALAYA, SAMMANTHURAI.	92	46	42	41	41	44	40	42	14	115	282	2394
VARIPTHANCHENAI AL-AMEEN MAHA VIDYALAYA, IRAKKAMAM.	65	41	42	35	35	38	39	38	15	129	331	2969
SENNEL ZAHIRA MAHA VIDYALAYA SAMMANTHURAI.	39	40	41	36	36	39	31	37	16	131	341	3058
Total	1289											

School Performance Indices – G.C.E. (O/L) Examination – 2021

(Schools with 20 or more candidates)

Province	EASTERN
District	AMPARA
Edu. Zone	MAHAOYA

School	No of Candidates*	Performance Indices of Subjects						School Performance Index	Rank of the School			
		Religion	First Language	English	Science	Mathematics	History		Edu. Zone	District	Province	Island
PADIYATALAWA MADHYA MAHA VIDYALAYA, PADIYATALAWA.	124	53	52	53	65	53	57	56	1	23	51	388
KEPPETIPOLA MAHA VIDYALAYA, MAHA OYA.	103	49	47	55	54	48	54	51	2	47	111	837
HOLIKE V., PADIYATALAWA.	26	39	47	43	47	47	52	46	3	93	211	1639
BORAPOLA VIDYALAYA, MAHAOYA.	32	40	48	39	49	42	47	44	4	102	244	2013
SERANKADA MAHA VIDYALAYA, SERANKADA.	71	40	40	38	49	55	41	44	4	102	244	2013
KOMANA M.V., PADIYATALAWA.	24	42	40	33	40	48	48	42	6	115	282	2394
GALODE VIDYALAYA, PADIYATALAWA.	22	33	33	39	43	40	43	39	7	127	323	2871
POLLEBEDDA VIDYALAYA, MAHA OYA.	31	35	36	37	30	28	37	34	8	134	354	3281
Total	433											

* School Candidates (1st attempt)

School Performance Indices – G.C.E. (O/L) Examination – 2021

(Schools with 20 or more candidates)

Province	EASTERN
District	AMPARA
Edu. Zone	DEHIATTAKANDIYA

School	No of Candidates*	Performance Indices of Subjects						School Performance Index	Rank of the School			
		Religion	First Language	English	Science	Mathematics	History		Edu. Zone	District	Province	Island
DEHIATTAKANDIYA MADHYA MAHA VIDYALAYA, DEHIATTAKANDIYA.	238	53	55	54	60	58	57	56	1	23	51	388
DIYAVIDDAGAMA MAHA VIDYALAYA, NAWAMEDAGAMA.	28	53	55	48	64	61	56	56	1	23	51	388
SANDUNPURA MAHA VIDYALAYA, DEHIATTAKANDIYA.	81	51	52	42	62	69	60	56	1	23	51	388
DOLAKANDA M.V., DEHIATTAKANDIYA.	59	50	46	42	53	47	53	49	4	63	146	1114
MEDAGAMA MAHA VIDYALAYA, NAWAMEDAGAMA.	137	48	49	46	50	49	52	49	4	63	146	1114
RATHMALKANDURA MAHA VIDYALAYA. DEHIATTAKANDIYA.	25	49	48	44	52	55	45	49	4	63	146	1114
SANDAMADULLA MAHA VIDYALAYA, DAMANEWELA.	26	45	42	40	52	50	49	46	7	93	211	1639
BAKMEEDENIYA MAHA VIDYALAYA, DEHIATTAKANDIYA.	41	46	48	40	39	55	44	45	8	99	232	1823
LIHINIYAGAMA MAHA VIDYALAYA, DAMANEWELA.	79	42	39	42	48	40	47	43	9	111	269	2207
MAWANAGAMA MAHA VIDYALAYA, DEHIATTAKANDIYA.	29	39	40	31	44	41	44	40	10	122	309	2712
SOORIYAPOKUNA MAHA VIDYALAYA, DEHIATTAKANDIYA.	44	35	38	33	55	38	40	40	10	122	309	2712
Total	787											

* School Candidates (1st attempt)

School Performance Indices – G.C.E. (O/L) Examination – 2021

(Schools with 20 or more candidates)

Province | EASTERN
 District | AMPARA
 Edu. Zone | AKKARAIPATTU

School	No of Candidates*	Performance Indices of Subjects						School Performance Index	Rank of the School			
		Religion	First Language	English	Science	Mathematics	History		Edu. Zone	District	Province	Island
MUNAWWARA JUNIOR COLLEGE AKKARAIPATTU.	128	68	66	71	64	62	64	66	1	2	6	100
AL-MUNEERA GIRL'S HIGH SCHOOL, ADDALAICHENAI.	69	67	62	62	61	58	61	62	2	6	14	176
AL-BAHRIYA VIDYALAYA POTTUVIL.	57	64	62	62	63	53	65	62	2	6	14	176
ARAFU VIDYALAYA, ADDALAICHENAI.	32	67	59	59	54	58	65	60	4	8	19	229
AYESHA MUSLIM LADIES COLLEGE AKKARAIPATTU.	102	62	64	63	59	53	56	60	4	8	19	229
AL-ARHAM VIDYALAYA, ADDALAICHENAI.	21	57	56	60	52	59	63	58	6	12	27	292
AL-HAMRA MAHA VIDYALAYA, OLUVIL.	118	61	56	53	60	59	58	58	6	12	27	292
AL-IRFAN LADIES COLLEGE POTTUVIL.	83	62	62	53	61	55	57	58	6	12	27	292
AL AQSA VIDYALAYA, POTTUVIL.	28	58	52	51	64	61	54	57	9	16	38	338
AL-JAISSHA VIDYALAYA OLUVIL.	25	60	62	52	55	58	56	57	9	16	38	338
AL-HIDAYA LADIES COLLEGE, PALAMUNAI.	53	58	54	57	52	48	50	53	11	35	80	610
AN-NOOR MAHA VIDYALAYA, ADDALAICHENAI.	56	58	52	49	51	51	58	53	11	35	80	610
AL-HIKMA VID., PALAMUNAI.	20	61	50	47	54	50	56	53	11	35	80	610
AKKARAIPATTU MUSLIM M.M.V., AKKARAIPATTU.	220	53	51	57	51	49	48	52	14	43	99	720
ADDALAICHENAI M.M.V., ADDALAICHENAI.	204	55	50	55	52	49	47	51	15	47	111	837
AL-KALAM MAHA VIDYALAYA POTTUVIL.	118	53	47	46	61	50	50	51	15	47	111	837
MINHAJ M.V., PALAMUNAI.	47	54	49	44	56	52	50	51	15	47	111	837
POTTUVIL CENTRAL COLLEGE, POTTUVIL.	119	49	47	47	54	53	49	50	18	57	128	963
AL-FATHIMIYA VIDYALAYA. AKKARAIPATTU.	52	50	47	47	45	41	55	48	19	76	172	1269
FAYIZA M.V.PALLIKKUDIYIRUPPU AKKARAIPATTU.	64	51	45	49	48	45	47	48	19	76	172	1269
AS-SIRAJ MAHA VIDYALAYA, AKKARAIPATTU.	147	47	46	52	46	43	42	46	21	93	211	1639
AL-ISHRAQ MAHA VIDYALAYA, POTHUVIL.	51	38	42	34	34	42	34	37	22	131	341	3058
Total	1814											

School Performance Indices – G.C.E. (O/L) Examination – 2021

(Schools with 20 or more candidates)

Province	EASTERN
District	AMPARA
Edu. Zone	THIRUKKOVIL

School	No of Candidates*	Performance Indices of Subjects						School Performance Index	Rank of the School			
		Religion	First Language	English	Science	Mathematics	History		Edu. Zone	District	Province	Island
PASUPATHESWARA VIDYALAYA PANANKADU, AKKARAIPATTU.	34	59	60	42	57	57	64	57	1	16	38	338
THAMBILUVIL M.M.V., THAMBILUVIL E.P.	124	59	58	63	56	54	51	57	1	16	38	338
SRI RAMAKRISHNA COLLEGE, AKKARAIPATTU.	156	57	52	54	57	57	55	55	3	29	61	458
KOMARI M.M.T.M.V., KOMARI.	41	59	50	40	54	60	58	54	4	33	71	527
KORAIKALAPPU SAKTHY VIDYALAYA, THIRUKKOVIL.	60	50	54	47	51	50	53	51	5	47	111	837
POTTUVIL METHODIST TAMIL M.V., POTTUVIL.	46	48	54	46	59	45	52	51	5	47	111	837
RAMA KRISHNA MISSION M. VIDYALAYA AKKARAPATTU.	97	54	51	48	45	47	51	49	7	63	146	1114
METHODIST MISSION TAMIL MIXED SCHOOL, THIRUKKOVIL.	94	49	51	46	47	45	53	49	7	63	146	1114
THANDIYADY VIGNESHWARA MAHA VIDYALAYA KOMARI.	36	46	52	40	41	47	57	47	9	86	195	1441
THAMBILUVIL SARASWATHY VIDYALAYA, THAMBILUVIL.	38	54	57	38	40	41	48	46	10	93	211	1639
THIRUNAVUKKARASU VIDYALAYA, AKKARAIPATTU.	26	40	49	45	52	42	43	45	11	99	232	1823
VINAYAGAPURAM M.V., THIRUKKOVIL.	92	52	45	35	45	44	44	44	12	102	244	2013
KOLAVIL VINAYAGAR M.V., AKKARAIPATTU.	42	43	45	42	45	43	37	43	13	111	269	2207
KANNAKI VIDYALAYA AKKARAIPATTU.	25	42	42	30	45	44	41	41	14	121	305	2565
Total	911											

* School Candidates (1st attempt)

School Performance Indices – G.C.E. (O/L) Examination – 2021

(Schools with 20 or more candidates)

Province	EASTERN
District	TRINCOMALEE
Edu. Zone	TRINCOMALEE

School	No of Candidates*	Performance Indices of Subjects						School Performance Index	Rank of the School			
		Religion	First Language	English	Science	Mathematics	History		Edu. Zone	District	Province	Island
SRI SHANMUGA HINDU LADIES' COLLEGE, TRINCOMALEE.	164	68	70	68	63	64	64	66	1	1	6	100
R.K.M. SRI KONESWARA HINDU COLLEGE, TRINCOMALEE.	162	61	60	65	65	66	64	64	2	2	10	136
THISSA MAHA VIDYALAYA, TRINCOMALEE.	24	56	58	65	69	63	60	62	3	3	14	176
ORR'S HILL VIVEKANANDA COLLEGE, TRINCOMALEE.	129	55	58	61	57	57	59	58	4	4	27	292
ST.MARY'S COLLEGE, TRINCOMALEE.	136	57	60	65	52	56	55	58	4	4	27	292
ZAHIRA M. VID., TRINCOMALEE.	49	53	55	60	60	50	53	55	6	8	61	458
METHODIST GIRLS' COLLEGE, TRINCOMALEE.	26	60	60	50	44	47	53	52	7	16	99	720
ST. JOSEPH'S COLLEGE, TRINCOMALEE.	97	47	51	60	53	50	51	52	7	16	99	720
GOPALAPURAM TAMIL MIXED SCHOOL, NILAWELI.	21	54	58	44	51	52	46	51	9	20	111	837
SELVANAGAPURAM G.T. VIDYALAYA, TRINCOMALEE.	67	51	52	49	46	44	51	49	10	27	146	1114
PERUNTHERU VIGNESWARA M.V., TRINCOMALEE.	30	56	46	41	50	52	40	48	11	34	172	1269
SAMPALTIVU TAMIL MAHA VIDYALAYA, SAMPALITIVU.	21	49	43	46	50	47	50	48	11	34	172	1269
AATHI KONESWARA M.V., THAMPALAKAMAM.	22	51	54	40	44	48	53	48	11	34	172	1269
SALLI AMBAL VIDYALAYA, SALLI SAMPALITIVU.	22	44	55	46	45	46	48	47	14	40	195	1441
SRI SUMEDHANKARA VIDYALAYA, CHINA BAY.	60	47	45	45	50	45	52	47	14	40	195	1441
GIRL'S HIGH SCHOOL TRINCOMALEE.	30	50	47	47	50	43	45	47	14	40	195	1441
KULAKKODAN TAMIL VIDYALAYA, THAMPALAGAMUWA.	60	47	50	41	44	47	45	46	17	46	211	1639
SINHALA MADHYA MAHA VIDYALAYA, TRINCOMALEE.	108	47	45	47	45	42	48	46	17	46	211	1639
VELLAMANAL AL-AZHAR MUSLIM M.V., CHINA BAY.	57	46	43	48	46	39	40	44	19	56	244	2013
AL-FATHAH VIDYALAYA, NILAVELY.	37	49	48	37	38	47	44	44	19	56	244	2013
PULMODDAI M.M. VIDYALAYA, PULMODDAI.	102	47	45	42	42	41	45	44	19	56	244	2013
RAJAKEEYA VIDYALOKA MAHA VIDYALAYA, TRINCOMALEE.	38	37	36	50	50	44	39	43	22	64	269	2207
ARAFATH NAGAR MAHA VIDYALAYA PULMODDAI.	46	42	35	41	50	39	43	42	23	67	282	2394
KALAIMAGAL MAHA VIDYALAYA, TRINCOMALEE.	39	46	49	39	32	40	46	42	23	67	282	2394

School Performance Indices – G.C.E. (O/L) Examination – 2021

(Schools with 20 or more candidates)

Province	EASTERN
District	TRINCOMALEE
Edu. Zone	TRINCOMALEE

School	No of Candidates*	Performance Indices of Subjects						School Performance Index	Rank of the School			
		Religion	First Language	English	Science	Mathematics	History		Edu. Zone	District	Province	Island
MATHUMAI AMBAL VIDYALAYA, TRINCOMALEE.	21	44	45	36	36	41	49	42	23	67	282	2394
NALANDA MAHA VIDYALAYA, CHINA BAY.	31	43	42	37	45	38	36	40	26	76	309	2712
NILAVELY KAILESWARA COLLEGE NILAVELY.	40	44	48	38	37	40	33	40	26	76	309	2712
VIPULANANDA M.V., TRINCOMALEE.	73	41	43	44	34	39	37	40	26	76	309	2712
ATHIMODDAI TAMIL VIDYALAYA, SAMPALTIVU.	24	43	44	31	38	39	37	39	29	82	323	2871
JAMALIYA MUSLIM MAHA VIDYALAYA, TRINCOMALEE.	40	43	43	39	32	32	42	39	29	82	323	2871
AL NOORIYA MUSLIM M.VIDYALAYA, KUCHCHIVELI.	55	41	42	33	34	39	36	38	31	88	331	2969
AL-HAMRA MAHA VIDYALAYA, IRRAKKAKKADY.	52	45	41	33	37	33	37	38	31	88	331	2969
ABHAYAPURA MAHA VIDYALAYA, TRINCOMALEE.	40	39	32	39	38	38	35	37	33	92	341	3058
ST. FRANCIS XAVIER'S MAHA VIDYALAYA, TRINCOMALEE.	20	40	37	32	35	48	28	37	33	92	341	3058
KUMBURUPIDY M.M.T.M. VIDYALAYA, KUMBURUPIDY.	22	43	45	25	26	30	33	34	35	99	354	3281
Total	1965											

* School Candidates (1st attempt)

School Performance Indices – G.C.E. (O/L) Examination – 2021

(Schools with 20 or more candidates)

Province | EASTERN
District | TRINCOMALEE
Edu. Zone | MUTTUR

School	No of Candidates*	Performance Indices of Subjects						School Performance Index	Rank of the School			
		Religion	First Language	English	Science	Mathematics	History		Edu. Zone	District	Province	Island
ANNAHAR GIRLS MAHA VIDYALAYA, MUTUR.	71	64	60	55	57	50	55	57	1	6	38	338
FATHIMA MUSLIM LADIES COLLEGE THOPPUR.	40	63	62	50	53	48	55	55	2	8	61	458
MUTUR MADHYA MAHA VIDYALAYA, MUTUR.	116	55	53	50	56	51	58	54	3	11	71	527
MUTHUR MUSLIM LADIES COLLEGE, MUTHUR.	88	59	55	50	57	49	55	54	3	11	71	527
PALLIKUDIYIRUPPU KALAIMAGAL HINDU COLLEGE, THOPPUR.	33	56	59	52	51	52	47	53	5	14	80	610
MU/KADDAIPARICHCHAN VIPULANANDA VIDYALAYAM, KATTAPARICHCHAN	21	55	47	47	52	58	53	52	6	16	99	720
AL-HAMBRA CENTRAL COLLEGE, THOPPUR.	49	53	44	45	53	50	53	50	7	22	128	963
SAMPUR MAHA VIDYALAYA, MUTUR.	52	49	58	47	46	54	46	50	7	22	128	963
CHENAIYOOR CENTRAL COLLEGE, MUTUR.	30	51	51	42	51	50	49	49	9	27	146	1114
AL MINA VIDYALAYA, MUTHUR.	34	58	45	39	56	48	42	48	10	34	172	1269
SATHAM VIDYALAYA, MUTUR.	24	54	48	40	50	46	51	48	10	34	172	1269
ELANGAITHURAI MUHATHUWARAM HINDU COLLEGE, EACHALAMPATTU.	85	45	44	44	53	48	46	47	12	40	195	1441
AL HILAL C.C., MUTUR.	71	52	46	38	44	47	51	46	13	46	211	1639
PADDITHIDAL G.T.M. SCHOOL, THOPUR.	20	47	44	47	49	49	42	46	13	46	211	1639
KILIVEDDY MAHA VIDYALAYA, KILIVEDDY.	47	47	45	39	48	47	46	45	15	52	232	1823
MALLIHAITIVU MAHA VIDYALAYA, MUTUR.	20	47	48	38	42	52	39	44	16	56	244	2013
AL- HITHAYA M.V., MUTUR.	30	47	42	37	46	49	37	43	17	64	269	2207
AL-SHIFA VIDYALAYA, THOPPUR.	20	47	50	36	42	34	37	41	18	74	305	2565
AL-MANAR VIDYALAYA, MUTUR.	20	37	40	32	54	34	40	40	19	76	309	2712
ZAHIRA VIDYALAYA THOPPUR.	21	42	36	34	38	36	48	39	20	82	323	2871
SRI SHANPAHA M.V., EACHCHALAMPATTAI.	35	38	43	29	35	33	30	35	21	97	351	3224
THIRUWALLUWAR V., EACHCHIRAMPATTAI.	33	27	33	23	26	27	34	28	22	105	363	3440
Total	960											

School Performance Indices – G.C.E. (O/L) Examination – 2021

(Schools with 20 or more candidates)

Province | EASTERN
 District | TRINCOMALEE
 Edu. Zone | KANTHALE

School	No of Candidates*	Performance Indices of Subjects						School Performance Index	Rank of the School			
		Religion	First Language	English	Science	Mathematics	History		Edu. Zone	District	Province	Island
AYSHA GIRLS VIDYALAYA, KANTALE.	27	57	59	54	60	53	58	57	1	6	38	338
AGRABODHI N.SCHOOL, KANTALE.	209	53	56	53	55	58	53	55	2	8	61	458
BANDARANAYAKA MAHA VIDYALAYA, KANTALE.	21	47	46	43	55	56	47	49	3	27	146	1114
RAJAELA MAHA VIDYALAYA, KANTALE.	24	50	55	40	50	49	48	49	3	27	146	1114
KANTALE M.M.VIDYALAYA KANTALE.	127	43	46	41	49	44	48	45	5	52	232	1823
JAYANTHIPURA VIDYALAYA, KANTALE.	36	44	49	38	45	47	43	44	6	56	244	2013
MOLLIPOTHANA SINHALA VIDYALAYA, MOLLIPOTHANA.	44	48	42	44	44	43	45	44	6	56	244	2013
GANTHALAWA M.V., MOLLIPOTHANA.	108	45	47	39	43	42	44	43	8	64	269	2207
SERUWILA VIDYALAYA, SERUWILA.	22	42	40	43	43	40	43	42	9	67	282	2394
WANELA MAHA VIDYALAYA, KANTALE.	78	42	41	34	47	49	41	42	9	67	282	2394
AL-THARIQ M.V., KANTALE.	65	42	43	40	46	41	42	42	9	67	282	2394
SOMAPURA M.V., SOMAPURA.	21	41	41	42	38	44	39	41	12	74	305	2565
MAHAWELIGAMA CLUSTER CORE MAHA VIDYALAYA, SERUNUWARA.	55	41	38	47	38	34	42	40	13	76	309	2712
AGBOPURA MAHA VIDYALAYA, AGBOPURA.	94	38	42	34	40	41	36	39	14	82	323	2871
WENDARASANPURA VIDYALAYA, KANTALE.	35	44	42	37	35	37	39	39	14	82	323	2871
D.S. SENANAYAKE VIDYALAYA, AGBOPURA.	41	34	32	37	38	37	32	35	16	97	351	3224
Total	1007											

School Performance Indices – G.C.E. (O/L) Examination – 2021

(Schools with 20 or more candidates)

Province | EASTERN
 District | TRINCOMALEE
 Edu. Zone | KINNIYA

School	No of Candidates*	Performance Indices of Subjects						School Performance Index	Rank of the School			
		Religion	First Language	English	Science	Mathematics	History		Edu. Zone	District	Province	Island
KINNIYA MUSLIM GIRLS' MAHA VIDYALAYA, KINNIYA.	158	59	53	50	56	51	52	54	1	11	71	527
AL-ADHAN VIDYALAYA, KINNIYA.	44	60	52	45	64	46	48	53	2	14	80	610
KINNIYA M.M. VIDYALAYA, KINNIYA.	162	51	44	51	60	50	54	52	3	16	99	720
ALANKERNY VINAYAGAR MAHA VIDYALAYA, KINNIYA.	25	56	50	42	56	46	56	51	4	20	111	837
PATHIMA BALIKA VIDYALAYA, MULLIPOTHANA.	29	57	48	48	44	45	56	50	5	22	128	963
AL-HIRA MUSLIM GIRLS M.V., KINNIYA.	95	61	48	44	48	47	51	50	5	22	128	963
T.B.JAYA VIDYALAYA, KINNIYA.	45	52	48	47	55	50	50	50	5	22	128	963
AL HICKMA MAHA VIDYALAYA, KINNIYA.	37	55	48	50	43	54	42	49	8	27	146	1114
BUHARY NAGAR MUSLIM VIDYALAYA MULLIPOTHANA.	38	62	53	42	43	44	47	49	8	27	146	1114
AL-MUJAHITHA VIDYALAYA, KINNIYA	22	66	44	39	51	42	52	49	8	27	146	1114
MOLLIPOTHANA CENTRAL COLLEGE MOLLIPOTHANA.	48	52	45	46	50	43	52	48	11	34	172	1269
IHSANIYA GIRLS VIDYALAYA, KINNIYA.	28	47	41	44	42	48	51	46	12	46	211	1639
KAKAMUNAI DHARUL ULOOM V., KINNIYA.	20	58	45	34	42	42	49	45	13	52	232	1823
KURUNNCHAKERNEY GIRL S M. VID., KINNIYA.	52	56	45	38	48	39	45	45	13	52	232	1823
AL-AMEEN VIDYALAYA, KINNIYA.	24	50	44	37	49	36	38	42	15	67	282	2394
SIRAJ MUSLIM VIDYALAYA, TAMBALAGAMUWA.	40	45	41	32	38	38	37	39	16	82	323	2871
AL MINA V., KINNIYA.	35	51	40	32	36	30	37	38	17	88	331	2969
KINNIYA AL-AQSHA MAHA VIDYALAYA, KINNIYA.	109	46	37	34	35	38	37	38	17	88	331	2969
AN-NAJATH VIDYALAYA, KINNIYA.	47	39	33	39	45	37	29	37	19	92	341	3058
AS-SAFA VIDYALAYA, KINNIYA.	26	47	32	33	35	34	42	37	19	92	341	3058
AL-IRFAN VIDYALAYA, KINNIYA.	43	47	38	34	35	31	34	37	19	92	341	3058
KURINCHAKERNEY ARAFA MAHA VIDYALAYA, KINNIYA.	46	39	29	33	39	29	33	34	22	99	354	3281
DHARUSSALAM VIDYALAYA, MOLLIPOTHANA,	21	34	41	29	22	26	40	32	23	101	359	3361
ALIGAR M. VID., KINNIYA.	32	42	33	24	28	33	31	32	23	101	359	3361

School Performance Indices – G.C.E. (O/L) Examination – 2021

(Schools with 20 or more candidates)

Province | EASTERN
 District | TRINCOMALEE
 Edu. Zone | KINNIYA

School	No of Candidates*	Performance Indices of Subjects						School Performance Index	Rank of the School			
		Religion	First Language	English	Science	Mathematics	History		Edu. Zone	District	Province	Island
KAKAMUNAI G.M.M.S. KINNIYA.	22	28	26	32	44	27	30	31	25	103	361	3391
VANELA BUHARI VIDYALAYA KINNIYA.	34	34	33	26	27	39	25	31	25	103	361	3391
Total	1282											

* School Candidates (1st attempt)

School Performance Indices – G.C.E. (O/L) Examination – 2021

(Schools with 20 or more candidates)

Province	EASTERN
District	TRINCOMALEE
Edu. Zone	TRINCOMALEE NORTH

School	No of Candidates*	Performance Indices of Subjects						School Performance Index	Rank of the School			
		Religion	First Language	English	Science	Mathematics	History		Edu. Zone	District	Province	Island
PADAVI PALUGAHAWANGUWA MAHA VIDYALAYA, PADAVI SRIPURA.	21	44	49	52	45	42	51	47	1	40	195	1441
PADAVI YAYA 11/12 VIDYALAYA PADAVI SRI TISSAPURA	30	48	42	36	56	52	47	47	1	40	195	1441
MEDAWACHCHIYA VIDYALAYA, BAKMEEGAMA.	21	44	43	38	60	39	50	46	3	46	211	1639
MAHADIVULWEWA M.V., MAHADIVULWEWA.	59	44	43	40	49	43	45	44	4	56	244	2013
PADAVI JAYANTHI VIDYALAYA, PADAVI SRIPURA.	40	44	42	43	46	46	44	44	4	56	244	2013
GOMARANKADAWELA MAHA VIDYALAYA, GOMARANKADAWALA.	37	38	43	30	46	36	44	40	6	76	309	2712
Total	208											

* School Candidates (1st attempt)

NORTH WESTERN PROVINCE

School Performance Indices – G.C.E. (O/L) Examination – 2021

(Schools with 20 or more candidates)

Province | NORTH WESTERN
District | KURUNEGALA
Edu. Zone | KURUNEGALA

School	No of Candidates*	Performance Indices of Subjects						School Performance Index	Rank of the School			
		Religion	First Language	English	Science	Mathematics	History		Edu. Zone	District	Province	Island
MALIYADEVA BALIKA MAHA VIDYALAYA, KURUNEGALA.	358	72	70	75	69	71	68	71	1	2	2	38
HOLY FAMILY BALIKA MAHA VIDYALAYA, KURUNEGALA.	194	69	69	72	67	67	65	68	2	5	5	68
PRESIDENT BALIKA VIDYALAYA, KURUNEGALA	179	68	69	73	67	65	65	68	2	5	5	68
MALIYADEWA BOYS VIDYALAYA, KURUNEGALA.	389	63	63	72	69	68	67	67	4	8	8	83
WAYAMBA RAJAKEEYA VIDYALAYA, KURUNEGALA.	360	62	61	69	67	65	65	65	5	10	10	122
MALIYADEVA ADHARSHA M.V., KURUNEGALA.	327	62	63	64	66	65	64	64	6	11	12	136
ST.ANNE'S M.V., KURUNEGALA.	184	58	55	66	65	60	60	61	7	13	19	200
SRIMATH JOHN KOTALAWALA M.V., KURUNEGALA.	320	55	57	61	61	60	60	59	8	17	24	252
DEFENCE SERVICES COLLEGE, KURUNEGALA.	94	56	57	61	61	57	62	59	8	17	24	252
ETHUGALPURA KUMARA VIDYALAYA, PILESSA.	113	50	52	58	60	55	58	56	10	26	36	388
PARAKRAMABAHU M.M.V., POLGAHAWELA.	216	53	50	57	57	53	54	54	11	35	50	527
S.W.R.D. BANDARANAYAKE PRIMARY SCHOOL KURUNEGALA.	165	53	53	58	53	50	54	54	11	35	50	527
SRI NISSANKA M.M.V., INDULGODAKANDA.	31	53	52	52	52	52	59	53	13	41	59	610
DORATIYAWA VIDYALAYA, DORATIYAWA.	21	55	59	45	50	53	50	52	14	47	65	720
LAKDASA DE MEL VIDYALAYA, KURUNEGALA.	240	49	52	54	53	53	51	52	14	47	65	720
D.S. SENANAYAKA MADYA MAHA VIDYALAYA, UHUMEEYA.	137	50	50	50	53	53	48	51	16	60	82	837
WELLAWA M.M. VIDYALAYA, WELLAWA.	226	51	50	47	52	53	50	51	16	60	82	837
WAYAMBA C.W.W.KANNANGARA MAHA VIDYALAYA, KURUNEGALA.	70	50	49	53	48	48	52	50	18	78	102	963
ST. BERNADETTE'S MODEL SCHOOL, POLGAHAWELA.	242	50	49	51	53	49	48	50	18	78	102	963
YATIWALA SRI GUNANANDA VIDYALAYA, MAWATHAGAMA.	23	52	56	48	48	46	52	50	18	78	102	963
PILESSA MAHA VIDYALAYA, PILESSA.	32	48	56	46	47	45	50	49	21	90	118	1114
MAWATHAGAMA M.M.V., MAWATHAGAMA.	187	49	48	51	47	48	48	49	21	90	118	1114
D.P.WICKRAMASINGHE VIDYALAYA, MAWATHAGAMA.	155	46	48	48	50	47	48	48	23	101	135	1269
MEETANWALA MAHA VIDYALAYA, MAWATHAGAMA.	31	44	53	41	49	44	48	47	24	120	159	1441

School Performance Indices – G.C.E. (O/L) Examination – 2021

(Schools with 20 or more candidates)

Province | NORTH WESTERN
District | KURUNEGALA
Edu. Zone | KURUNEGALA

School	No of Candidates*	Performance Indices of Subjects						School Performance Index	Rank of the School			
		Religion	First Language	English	Science	Mathematics	History		Edu. Zone	District	Province	Island
PARAGAHADENIYA CENTRAL COLLEGE, WEUDA.	130	48	48	51	46	46	44	47	24	120	159	1441
UDABADALAWA SUDARSHANA MAHA VIDYALAYA, MASPOTHA.	105	47	48	49	43	46	46	47	24	120	159	1441
WATAREKA MAHA VIDYALAYA, INGURUWATTA.	32	45	45	41	50	48	54	47	24	120	159	1441
AL-IRFAN CENTRAL COLLEGE, POLGAHAWELA.	41	43	49	51	43	48	40	46	28	137	182	1639
D.B. WELAGEDARA MADHYA MAHA VIDYALAYA, KURUNEGALA	165	46	47	51	44	44	45	46	28	137	182	1639
SRI SARANANKARA SANGARAJA MAHA VIDYALAYA, POTHUHERA.	34	44	43	42	51	48	47	46	28	137	182	1639
POTHUHERA DUTUGEMUNU M.M.V., POTHUHERA.	84	46	43	48	49	42	45	46	28	137	182	1639
SRI NISSANKA M.V., KURUNEGALA.	94	46	47	46	47	44	43	46	28	137	182	1639
THIRAGAMA MAHA VIDYALAYA, KOHILEGEDARA.	98	49	47	44	45	43	46	46	28	137	182	1639
WEUDA RAJAKEEYA MADYA MAHA VIDYALAYA, WEUDA.	81	43	47	45	47	48	45	46	28	137	182	1639
MAHINDA VIDYALAYA, KURUNEGALA.	66	41	41	46	48	47	42	44	35	173	236	2013
ST. BERNADETTE'S M.V., POLGAHAWELA.	93	44	42	44	48	43	43	44	35	173	236	2013
WIMALASURENDRA VIDYALAYA, WADAKADA.	28	46	46	46	44	40	40	44	35	173	236	2013
BAUDDHALOKA PIRIVEN VIDYAYATHANAYA, KURUNEGALA.	26	36	38	47	50	44	46	44	35	173	236	2013
AL-AQSA MAHA VIDYALAYA, POLGAHAWELA.	28	41	42	52	40	43	41	43	39	190	261	2207
AL-AZHAR VIDYALAYA WELLAWA.	26	52	44	45	34	38	45	43	39	190	261	2207
HIZBULLAH CENTRAL VIDYALAYA, KURUNEGALA.	125	46	42	50	37	41	39	43	39	190	261	2207
SRI SARANANKARA MAHA VIDYALAYA, KUDAGALGAMUWA.	29	43	46	42	45	46	38	43	39	190	261	2207
ATHUGALPURA VIDYADEEPA VID., WELLAWA.	20	42	42	47	44	45	38	43	39	190	261	2207
DIGAMPITIYA SRI PIYARATANA MAHA VIDYALAYA, HINDAGOLLA.	65	44	40	38	42	40	46	42	44	213	294	2394
GALLEHERA MAHA VIDYALAYA, LOKAHETTIYA.	24	40	43	41	46	42	42	42	44	213	294	2394
PIMBURUWELLEGAMA MADYA MAHA VIDYALAYA, WARIYAPOLA.	92	42	44	43	44	42	38	42	44	213	294	2394
KALUGAMUWA MAHA VIDYALAYA, KALUGAMUWA.	29	41	44	37	41	41	39	41	47	230	318	2565
BOYAGANE MAHA VIDYALAYA, BOYAGANE.	46	39	39	40	45	41	37	40	48	240	338	2712

School Performance Indices – G.C.E. (O/L) Examination – 2021

(Schools with 20 or more candidates)

Province	NORTH WESTERN
District	KURUNEGALA
Edu. Zone	KURUNEGALA

School	No of Candidates*	Performance Indices of Subjects						School Performance Index	Rank of the School			
		Religion	First Language	English	Science	Mathematics	History		Edu. Zone	District	Province	Island
MASPOTHA MAHA VIDYALAYA, MASPOTHA.	54	41	39	41	39	38	41	40	48	240	338	2712
POTHUBOWA MAHA VIDYALAYA, MAWATHAGAMA.	81	42	40	38	40	37	40	40	48	240	338	2712
RATHMALGODA MAHA VIDYALAYA, POLGAHAWELA.	78	43	37	37	42	41	37	40	48	240	338	2712
DEMATAGOLLA VIDYALAYA, WELLAWA.	41	40	41	33	37	39	37	38	52	264	376	2969
SARASWATHIE TAMIL V., MAWATHAGAMA.	26	38	45	34	29	35	43	37	53	272	386	3058
ZAHIRA M. VIDYALAYA, KURUNEGALA.	21	40	36	48	31	34	31	37	53	272	386	3058
BOGAMUWA MADYA MAHA VIDYALAYA, BOYAGANE.	26	33	34	34	38	28	33	33	55	292	424	3325
Total	6182											

* School Candidates (1st attempt)

School Performance Indices – G.C.E. (O/L) Examination – 2021

(Schools with 20 or more candidates)

Province | NORTH WESTERN
District | KURUNEGALA
Edu. Zone | KULIYAPITIYA

School	No of Candidates*	Performance Indices of Subjects						School Performance Index	Rank of the School			
		Religion	First Language	English	Science	Mathematics	History		Edu. Zone	District	Province	Island
KULIYAPITIYA M.M.V., KULIYAPITIYA.	355	70	74	76	75	75	75	74	1	1	1	20
VISHAKA BALIKA VIDYALAYA, KULIYAPITIYA.	124	69	73	64	64	65	71	68	2	5	5	68
SARANATH M.V., KULIYAPITIYA.	286	60	64	66	63	64	62	63	3	12	15	157
UDAWELA REWATHA M.M.V., UDAWELA.	60	66	61	53	58	59	65	60	4	15	22	229
HUNNELEMBUWA MAHA VIDYALAYA, SUNANDAPURA.	44	67	54	52	60	59	59	59	5	17	24	252
SURADUTHA BALIKA MAHA VIDYALAYA, KULIYAPITIYA.	166	59	63	63	55	57	55	59	5	17	24	252
PANDUWASNUWARA S.W.R.D.BANDARANAYAKE NATIONAL SCHOOL, HETTIPOLA.	250	57	56	55	57	55	53	56	7	26	36	388
MADIGE ANUKKANE MUSLIM M.V., SUNANDAPURA.	29	55	49	59	57	57	58	56	7	26	36	388
KUMBUKGAHAMULLA SRI BODHI M.M.V., WELIPENNAGAHAMULLA.	86	58	51	51	51	54	56	54	9	35	50	527
HORATHEPOLA MAHANAMA M.V., WELIPENNAGAHAMULLA.	43	57	47	50	53	50	56	52	10	47	65	720
RATHMALLA SRI ARIYAWANSA MAHA VIDYALAYA, KATUPOTHA.	27	50	44	57	53	57	52	52	10	47	65	720
ASSEDDUMA SUBHARATHI-KANISHTA VIDYALAYA, KULIYAPITIYA.	133	50	52	51	49	50	53	51	12	60	82	837
CASSIM M.V., ETHUNGAHAKOTUWA.	26	53	56	50	50	48	51	51	12	60	82	837
EHETUMULLA MUSLIM M.V., NAGOLLAGODA.	30	53	57	50	47	45	54	51	12	60	82	837
IHALA KINIYAMA MUSLIM M.V., WEERAPOKUNA.	21	57	50	48	51	48	51	51	12	60	82	837
KIRINDAWA MAHA VIDYALAYA, KIRINDAWA.	65	49	54	46	53	51	50	51	12	60	82	837
MAGULAGAMA MAHA VIDYALAYA, MAGULAGAMA.	27	62	47	47	50	49	48	51	12	60	82	837
DEMATAWA M.V., MORAGANE.	24	53	52	43	58	48	44	50	18	78	102	963
KITHALAWAPUGALLA M.V., KITHALAWA.	78	50	46	47	51	51	54	50	18	78	102	963
SRI SARANANKARA MADHYA MAHA VIDYALAYA, BINGIRIYA.	182	51	52	46	48	50	50	50	18	78	102	963
ILUKHENA GUNANANDA M.V., ILUKHENA.	35	52	54	48	47	44	46	49	21	90	118	1114
KATTIMAHANA MAHA VIDYALAYA, DUMMALASOORIYA.	30	48	46	47	48	51	47	48	22	101	135	1269
KOSWATTA GAMINI M.V., HALMILLAWEWA.	56	48	49	43	53	48	47	48	22	101	135	1269
ST.JOSEPH'S MAHA VIDYALAYA, KULIYAPITIYA.	111	44	45	54	46	48	49	48	22	101	135	1269

School Performance Indices – G.C.E. (O/L) Examination – 2021

(Schools with 20 or more candidates)

Province | NORTH WESTERN
District | KURUNEGALA
Edu. Zone | KULIYAPITIYA

School	No of Candidates*	Performance Indices of Subjects						School Performance Index	Rank of the School			
		Religion	First Language	English	Science	Mathematics	History		Edu. Zone	District	Province	Island
THISOGAMA SRIPALI MAHA VIDYALAYA, THISOGAMA.	30	47	46	46	49	56	46	48	22	101	135	1269
MAHINDODAYA MAHA VIDYALAYA, HETIPOLA.	185	50	44	43	52	46	50	48	22	101	135	1269
BARAGEDARA ANAGARIKA DHARMAPALA M.M.V., ETHUNGAHAKOTUWA.	71	47	47	50	47	47	45	47	27	120	159	1441
BIBILADENIYA SRI GUNANANDA M.M.V., WELIPENNAGAHAMULLA.	123	50	45	46	47	46	48	47	27	120	159	1441
J.R. JAYAWARDANA M.M.V., DUMMALASURIYA.	93	51	43	46	46	48	49	47	27	120	159	1441
MANELAMBUWA SRI SARANANDA ADARSHA MAHA VIDYALAYA, WEERAPOKUNA.	36	46	49	43	45	47	53	47	27	120	159	1441
ETHUNGAHAKOTUWA MUSLIM M.M.V., ETHUNGAHAKOTUWA.	34	48	47	48	45	43	44	46	31	137	182	1639
HAGGAMUWA KANISHTA VIDYALAYA, KULIYAPITIYA.	28	48	51	47	44	45	43	46	31	137	182	1639
SARANANDA M.M.V., WEWAGAMA.	62	45	49	40	45	49	49	46	31	137	182	1639
WEERAPOKUNA VIJITHA M.M.V., WEERAPOKUNA.	123	46	48	45	45	45	47	46	31	137	182	1639
DIYAKALAMULLA SRIPATI ROYAL VIDYALAYA, KULIYAPITIYA.	80	47	48	43	45	42	46	45	35	157	209	1823
HANTHIHAWA KANISHTA VIDYALAYA, HALMILLAWEWA.	34	49	44	36	47	49	45	45	35	157	209	1823
KATTIMAHANA ST. ANNES VIDYALAYA, DUMMALASOORIYA.	22	45	47	48	41	40	48	45	35	157	209	1823
MOHOTHAWAGODA V., ANUKKANE.	26	44	45	42	47	42	50	45	35	157	209	1823
MADIGE MIDIALA CENTRAL COLLEGE, BANDARAKOSWATTA.	73	42	47	49	42	42	44	44	39	173	236	2013
MORAGANE M.V., MORAGANE.	43	50	41	37	45	46	42	44	39	173	236	2013
BANDARAKOSWATTA M.V. BANDARAKOSWATTA.	21	47	37	43	40	40	49	43	41	190	261	2207
BANDARAKOSWATTA MUSLIM MAHA VIDYALAYA, BANDARAKOSWATTA.	39	42	41	39	48	41	46	43	41	190	261	2207
REWATHA M.M.V., DEEGALLA.	78	44	48	41	42	40	44	43	41	190	261	2207
NAGOLLAGODA M.M.V., NAGOLLAGODA.	64	47	45	40	44	42	40	43	41	190	261	2207
COLOMBAGAMA WIMALASHEELA MAHA VIDYALAYA, KANATTEWEWA.	33	44	45	39	47	43	39	43	41	190	261	2207
IHALA KADIGAMUWA MAHA VIDYALAYA, IHALA KADIGAMUWA.	44	47	42	37	44	42	41	42	46	213	294	2394
WELLARAWA M.V., WELLARAWA.	61	48	45	40	41	39	41	42	46	213	294	2394
PAHALA KONKANDAWALA K.V., WEERAPOKUNA.	35	40	43	39	40	41	41	41	48	230	318	2565

School Performance Indices – G.C.E. (O/L) Examination – 2021

(Schools with 20 or more candidates)

Province	NORTH WESTERN
District	KURUNEGALA
Edu. Zone	KULIYAPITIYA

School	No of Candidates*	Performance Indices of Subjects						School Performance Index	Rank of the School			
		Religion	First Language	English	Science	Mathematics	History		Edu. Zone	District	Province	Island
KANADULLA DHARMA RAJA ADARSHA MAHA VIDYALAYA, KULIYAPITIYA.	151	41	44	41	38	38	38	40	49	240	338	2712
SRI SUMANASARA M.V., KIRIMETIYAWA.	40	44	43	33	40	41	37	40	49	240	338	2712
UDUBADDAWA DHAMMANANDA MAHA VIDYALAYA, UDUBADDAWA.	50	45	36	40	39	41	41	40	49	240	338	2712
GOMUGOMUWA KANISHTA VIDYALAYA, IHALA GOMUGOMUWA.	20	39	40	40	37	36	40	39	52	256	360	2871
MADAKUMBURUMULLA KANISHTA VIDYALAYA, KULIYAPITIYA.	21	36	41	37	38	43	32	38	53	264	376	2969
HIRIPOKUNA KANISHTA VIDYALAYA, WEERAPOKUNA,	27	39	43	32	33	37	37	37	54	272	386	3058
TAWALLA DHAMMALOKA M.V., DUMMALASURIYA.	23	40	33	37	37	37	35	37	54	272	386	3058
JAYASENA RAJAKARUNA MAHA VIDYALAYA, MUNAMALDENIYA.	42	43	36	34	36	36	33	36	56	278	398	3161
SIDDARTHA MAHA VIDYALAYA, HALMILLAWEWA.	47	39	34	31	37	37	34	35	57	282	405	3224
Total	4147											

* School Candidates (1st attempt)

School Performance Indices – G.C.E. (O/L) Examination – 2021

(Schools with 20 or more candidates)

Province | NORTH WESTERN
District | KURUNEGALA
Edu. Zone | NIKAWERATIYA

School	No of Candidates*	Performance Indices of Subjects						School Performance Index	Rank of the School			
		Religion	First Language	English	Science	Mathematics	History		Edu. Zone	District	Province	Island
MAHASAN NATIONAL SCHOOL, NIKAWERATIYA.	292	59	63	61	62	63	60	61	1	13	19	200
SRI SUMANGALA M.M.V., WARIYAPOLA.	265	53	60	61	62	59	59	59	2	17	24	252
BABULADAM MUSLIM V, VIA WARIYAPOLA.	20	55	47	59	70	57	51	57	3	23	31	338
SRI GNANODAYA M.M.V., WARIYAPOLA.	191	53	54	57	61	57	59	57	3	23	31	338
ABUKKAGAMA MUSLIM M.V., MONNEKULAMA.	37	58	54	47	55	58	59	55	5	31	41	458
KIRINDA KANISHTA VIDYALAYA, MAHAGIRILLA.	30	52	62	51	55	52	56	55	5	31	41	458
WELPOTHUWEWA MUSLIM M.V., BORALUWEWA.	37	60	54	48	49	57	57	54	7	35	50	527
ALAHENEGAMA MAHA VIDYALAYA, ALAHENEGAMA.	38	49	57	45	53	54	59	53	8	41	59	610
MUSLIM CENTRAL COLLEGE, NIKAWERATIYA.	30	54	48	57	59	47	54	53	8	41	59	610
KEDAPATHVEHERA VIDYALAYA, PANADARAGAMA.	24	50	53	45	50	60	58	53	8	41	59	610
I.M.R.A. IRIYAGOLLA M.M.V., BORALUWEWA.	67	52	54	45	51	51	59	52	11	47	65	720
MIDELLAWA WIMALASEELA M.V., BANDARAKOSWATTA.	21	50	57	48	49	50	56	52	11	47	65	720
SRI PARACKRAMA NATIONAL SCHOOL, KOBEIGANE.	92	50	54	49	53	51	56	52	11	47	65	720
BAMUNAKOTUWA ISIPATHANA M.M.V., BAMUNAKOTUWA.	139	48	52	51	57	53	51	52	11	47	65	720
GIRILLA M. MAHA VIDYALAYA, MAHAGIRILLA.	36	54	60	43	52	43	52	51	15	60	82	837
JAYANTHI MADHYA MAHA VIDYALAYA, NIKAWERATIYA.	229	50	51	50	52	52	48	51	15	60	82	837
SANGABODHI M.M.V., AWULEGAMA.	136	49	52	45	54	54	54	51	15	60	82	837
DIGANNEWA SRI DEVAMITTA M.V., NIKAWERATIYA.	39	53	58	42	46	44	59	50	18	78	102	963
TUMBULLA M.V., NIKAWERATIYA.	27	47	51	44	44	51	54	49	19	90	118	1114
SRI SUNANDA M.V., PADENIYA.	83	48	49	49	54	45	48	49	19	90	118	1114
MINUWANGETE M.V., MINUWANGETE.	62	45	49	47	48	47	56	49	19	90	118	1114
NAMMUWAWA MUSLIM V., HEELOGAMA.	46	47	53	47	46	50	47	48	22	101	135	1269
PANNAWA MUSLIM MAHA VIDYALAYA, KOBEIGANE.	52	46	43	46	52	44	58	48	22	101	135	1269
HALAMBAGALA M.V., NIKAWERATIYA.	33	50	52	41	44	44	49	47	24	120	159	1441

School Performance Indices – G.C.E. (O/L) Examination – 2021

(Schools with 20 or more candidates)

Province | NORTH WESTERN
District | KURUNEGALA
Edu. Zone | NIKAWERATIYA

School	No of Candidates*	Performance Indices of Subjects						School Performance Index	Rank of the School			
		Religion	First Language	English	Science	Mathematics	History		Edu. Zone	District	Province	Island
HEELOGAMA MAHA VIDYALAYA, NIKAWERATIYA.	42	40	48	44	49	51	47	47	24	120	159	1441
KATUPOTA TISSA M.M.V., KATUPOTHA.	147	48	47	42	49	48	46	47	24	120	159	1441
KUMBUKWEWA K.V., NIKAWERATIYA.	21	43	47	45	44	47	49	46	27	137	182	1639
H.M. RASNAYAKA M.M.V., NIKAWERATIYA.	48	45	47	43	49	43	49	46	27	137	182	1639
DANDUWAWA M.V., NIKAWERATIYA.	25	39	43	44	52	42	48	45	29	157	209	1823
KADIGAWA MAHA VIDYALAYA, NIKAWERATIYA.	45	49	50	39	44	45	42	45	29	157	209	1823
DEMATALUWA MAHA VIDYALAYA, DEMATALUWA.	43	43	43	48	49	44	44	45	29	157	209	1823
HALMILLAKOTUWA KANISHTA VIDYALAYA, THUTTIRIPITIGAMA.	21	41	50	37	41	42	50	44	32	173	236	2013
MONNEKULAMA MAHA VIDYALAYA, MONNEKULAMA.	25	49	47	45	38	46	40	44	32	173	236	2013
SIRI SUMANASIRI M.V., KOBEIGANE.	38	38	46	44	45	47	44	44	32	173	236	2013
RAJABIMA VIDYALAYA NIKAWERATIYA.	38	41	50	43	40	41	43	43	35	190	261	2207
NETIYA KANISHTA V., MALAGANE.	24	44	41	46	48	38	42	43	35	190	261	2207
BAMUNUGAMA M.V., MIRIHANEGAMA.	49	41	42	45	39	40	42	42	37	213	294	2394
KAVISENA HERATH M.V., NIKAWERATIYA.	26	42	48	39	42	40	42	42	37	213	294	2394
NEERALIYADDA V., HEELOGAMA.	20	41	43	33	44	45	37	41	39	230	318	2565
VITHIKULIYA MADHYA MAHA VIDYALAYA VITHIKULIYA.	47	35	42	40	42	42	44	41	39	230	318	2565
MAHAKELIYA M.V., WARIYAPOLA.	33	36	42	42	38	43	42	41	39	230	318	2565
DIVULLEGODA M.V., NIKAWERATIYA.	32	39	49	38	36	42	34	40	42	240	338	2712
HULOGEDARA M.V., NIKAWERATIYA.	40	43	45	39	39	39	37	40	42	240	338	2712
Total	2790											

School Performance Indices – G.C.E. (O/L) Examination – 2021

(Schools with 20 or more candidates)

Province	NORTH WESTERN
District	KURUNEGALA
Edu. Zone	MAHO

School	No of Candidates*	Performance Indices of Subjects						School Performance Index	Rank of the School			
		Religion	First Language	English	Science	Mathematics	History		Edu. Zone	District	Province	Island
GUNAPALA MALALASEKARA ADARSHA VIDYALAYA. MAHO.	67	58	58	69	75	74	69	67	1	8	8	83
THISNAMPALAGAMA VIDYALAYA, MAHO.	27	53	56	52	58	61	57	56	2	26	36	388
BALALLA U.B.WANNINAYAKA MAHA VIDYALAYA, BALALLA.	151	51	55	55	60	54	55	55	3	31	41	458
THAMBUTHTHA M.V., GALGAMUWA.	25	51	56	50	56	55	57	54	4	35	50	527
U.B. WANNINAYAKA M.M.V., GALGAMUWA.	207	51	55	53	58	55	54	54	4	35	50	527
YAPAHUWA MAHA VIDYALAYA, MAHO.	138	53	57	50	51	52	53	53	6	41	59	610
YAPAW RAJAKEEYA VIDYALAYA, NAGOLLAGAMA.	29	53	58	43	51	49	56	52	7	47	65	720
GAJANEGGAMA M. VIDYALAYA, REDIBENDIELLA.	50	45	50	58	49	53	51	51	8	60	82	837
POLPITHIGAMA MADHYA MAHA VIDYALAYA, POLPITHIGAMA.	156	50	49	47	53	55	54	51	8	60	82	837
WIJAYABA MADHYA MAHA VIDYALAYA, MAHO.	252	49	53	53	52	50	51	51	8	60	82	837
BULNEWA V., GALGAMUWA.	28	48	56	42	50	55	48	50	11	78	102	963
EHETUWEWA BANDARANAYAKA MAHA VIDYALAYA EHETUWEWA.	196	49	51	52	51	50	49	50	11	78	102	963
THARANAGOLLAGAMA KANISHTA VIDYALAYA, MORAGOLLAGAMA.	24	48	50	48	52	48	53	50	11	78	102	963
WALPALUWA MUSLIM M.V., GALGAMUWA.	21	49	54	40	61	43	51	50	11	78	102	963
MADITHIYAGOLLA K.V., PANSIYAGAMA.	23	47	48	49	46	51	51	49	15	90	118	1114
MODEL MUSLIM M.V., GALGAMUWA.	54	45	49	55	41	55	50	49	15	90	118	1114
DEWAGIRIPURA WALAGAMBA M.VIDYALAYA. GALGAMUWA.	27	49	49	41	52	48	46	48	17	101	135	1269
NIKAWEWA DEVANAMPIYATISSA M.M.V., MORAGOLLAGAMA.	65	51	51	49	45	46	47	48	17	101	135	1269
PALUWA VIDYADEEPA V., GALGAMUWA.	21	46	48	43	51	49	49	48	17	101	135	1269
THALAKOLAWEWA MAHA VIDYALAYA, MAHO.	29	52	52	43	48	42	53	48	17	101	135	1269
AMBANPOLA M.M.V., AMBANPOLA.	158	45	48	47	54	46	47	48	17	101	135	1269
T.B. WIJESORIYA K. VIDYALAYA, MA-ELIYA.	25	48	43	46	46	48	52	47	22	120	159	1441
POTHUWILA SIRIPERAKUM M. VIDYALAYA, POLPITIGAMA.	21	50	51	39	47	44	50	47	22	120	159	1441
SALIYA ASHOKA NAVODYA SCHOOL, SALIYA ASOKAPURA.	59	53	53	38	43	45	45	46	24	137	182	1639

School Performance Indices – G.C.E. (O/L) Examination – 2021

(Schools with 20 or more candidates)

Province | NORTH WESTERN
District | KURUNEGALA
Edu. Zone | MAHO

School	No of Candidates*	Performance Indices of Subjects						School Performance Index	Rank of the School			
		Religion	First Language	English	Science	Mathematics	History		Edu. Zone	District	Province	Island
KOONWEWA M.V., MAHO.	41	52	43	45	42	47	45	46	24	137	182	1639
PAHALAGAMA MAHA VIDYALAYA, MAHO.	30	45	43	51	40	55	39	46	24	137	182	1639
UDADIWULWEWA MAHA VIDYALAYA, AMBANPOLA.	32	44	43	42	56	49	43	46	24	137	182	1639
MAHANAMA MAHA VIDYALAYA, POLPITHIGAMA.	76	43	46	42	46	48	45	45	28	157	209	1823
MAKULPOTHA M.V., VIA IBBAGAMUWA.	40	41	45	39	48	50	45	45	28	157	209	1823
MEEGALEWA MAHAWELI M.M.V., MEEGALEWA.	175	45	46	45	47	43	45	45	28	157	209	1823
PAHALA GIRIBAWA M.V., PAHALA GIRIBAWA.	73	45	47	37	46	47	48	45	28	157	209	1823
PANSIYAGAMA M.V., PANSIYAGAMA.	72	40	42	51	46	45	45	45	28	157	209	1823
PARAKUMPURA NATIONAL SCHOOL SOLEPURA.	72	44	42	40	51	50	40	45	28	157	209	1823
BUDURUWAKANDA M.V., GALGAMUWA.	111	40	43	39	45	54	41	44	34	173	236	2013
THUMBULLEGAMA M.V., MAHO.	23	46	54	37	35	42	47	44	34	173	236	2013
USGALA SALIYARAJA V., GALGAMUWA.	41	46	46	37	47	43	46	44	34	173	236	2013
AL-MADEENA MAHA VIDYALAYA, MAHO.	47	41	46	49	42	43	39	43	37	190	261	2207
EMBALEGODA MAHA VIDYALAYA, NAGOLLAGAMA.	33	42	48	39	38	43	45	43	37	190	261	2207
MAHA NANNERIYA M.V., MAHANANNERIYA.	100	41	51	40	39	43	42	43	37	190	261	2207
USGALA GEMUNU M.V., GALGAMUWA.	46	46	44	35	45	42	44	43	37	190	261	2207
ALIYAWETUNUWEWA MUSLIM MAHA VIDYALAYA TAMBUTTA.	20	41	41	37	39	39	53	42	41	213	294	2394
HUNUGALLEWA K.V., EHETUWEWA.	27	44	40	35	44	40	51	42	41	213	294	2394
MA-ELIYA MAHA VIDYALAYA, MA-ELIYA.	56	43	43	41	40	44	40	42	41	213	294	2394
MADAHAPOLA MAHINDA M.V., MADAHAPOLA.	47	41	44	40	43	43	38	42	41	213	294	2394
USGALA TISSA M.V., GALGAMUWA.	43	48	41	35	45	40	43	42	41	213	294	2394
PALLEKELA K.V., POLPITIGAMA.	27	43	45	42	39	41	42	42	41	213	294	2394
KADAWALA V., MORAGOLLAGAMA.	21	49	38	32	43	40	46	41	47	230	318	2565
NAGOLLAGAMA MADHYA MAHA VIDYALAYA, NAGOLLAGAMA.	53	43	43	37	42	39	44	41	47	230	318	2565

School Performance Indices – G.C.E. (O/L) Examination – 2021

(Schools with 20 or more candidates)

Province	NORTH WESTERN
District	KURUNEGALA
Edu. Zone	MAHO

School	No of Candidates*	Performance Indices of Subjects						School Performance Index	Rank of the School			
		Religion	First Language	English	Science	Mathematics	History		Edu. Zone	District	Province	Island
SOLE M.V., SOLEWEWA.	48	40	44	37	40	43	40	41	47	230	318	2565
AMBAGASWEWA MAHA VIDYALAYA, AMBAGASWEWA.	39	37	35	36	42	46	46	40	50	240	338	2712
KARAMBE M.V., MAHO.	47	41	43	36	38	39	44	40	50	240	338	2712
WALALIYA M.V., AMBANPOLA.	43	39	41	37	39	44	41	40	50	240	338	2712
WARAWEWA M.V., WARAWEWA.	50	46	44	34	39	39	38	40	50	240	338	2712
PONNILAWA M.V., MA-ELIYA.	30	40	40	34	40	37	40	39	54	256	360	2871
SIRISANGABO M.V., GALGAMUWA.	43	36	34	29	37	37	38	35	55	282	405	3224
KALUGALLA K.V. NIKADALUPOTHA.	28	35	43	29	31	36	32	34	56	287	416	3281
SRI SIDDHARTHA M.V., MEEGALEWA.	32	34	36	32	37	36	31	34	56	287	416	3281
GALPITIYA VIDYALAYA, MEEGALEWA.	25	34	35	26	30	30	30	31	58	296	433	3391
Total	3544											

* School Candidates (1st attempt)

School Performance Indices – G.C.E. (O/L) Examination – 2021

(Schools with 20 or more candidates)

Province | NORTH WESTERN
District | KURUNEGALA
Edu. Zone | GIRIULLA

School	No of Candidates*	Performance Indices of Subjects						School Performance Index	Rank of the School			
		Religion	First Language	English	Science	Mathematics	History		Edu. Zone	District	Province	Island
MAYURAPADA M.M.V., NARAMMALA.	316	70	68	68	71	70	69	69	1	4	4	56
SRI RAHULA M.M.V., ALAWWA.	221	61	60	61	58	60	61	60	2	15	22	229
WICKRAMASHEELA M.M.V., GIRIULLA.	250	56	55	55	59	59	58	57	3	23	31	338
SANDALANKAWA NATIONAL SCHOOL, SANDALANKAWA.	238	55	59	57	54	58	55	56	4	26	36	388
NARAMMALA MAYURAPADA KANISHTA V., NARAMMALA.	115	55	53	53	55	56	55	55	5	31	41	458
ARAKYALA MUSLIM MAHA VIDYALAYA, KEKUNAGOLLA.	38	58	51	53	52	47	53	52	6	47	65	720
KUREEKOTUWA SULEIMANIYA M.V., PAHAMUNE.	26	45	56	51	53	54	50	52	6	47	65	720
NAKKAWATTA MADHYA MAHA VIDYALAYA, NAKKAWATTA.	150	53	51	50	51	53	51	52	6	47	65	720
SIYAMBALAGASKOTUWA MADEENA NATIONAL SCHOOL, SIYAMBALAGASKOTUWA.	147	50	53	55	52	48	51	52	6	47	65	720
AL-QAMAR CENTRAL COLLEGE, NARANGODA.	52	48	51	51	54	50	49	51	10	60	82	837
PANNALA NATIONAL SCHOOL., PANNALA.	229	53	51	52	51	51	50	51	10	60	82	837
R.G.SENANAYAKA MAHA VIDYALAYA, NARAMMALA.	151	50	44	49	53	48	53	50	12	78	102	963
KADAHAPOLA DHARMAWIJAYA M.V., PAHAMUNE.	21	52	52	49	45	47	47	49	13	90	118	1114
KALUNDAWA SARANANKARA MAHA VIDYALAYA, NARAMMALA.	20	54	51	46	51	47	46	49	13	90	118	1114
DAMBADENIYA M.M.V., DAMBADENIYA.	212	48	46	48	50	48	49	48	15	101	135	1269
KEKUNAGOLLA NATIONAL SCHOOL, KEKUNAGOLLA.	129	50	51	51	45	45	48	48	15	101	135	1269
LABBALA MAHA VIDYALAYA, LABBALA.	33	40	44	42	57	54	51	48	15	101	135	1269
RUWANGIRI NAVODYA M.M.V., BOGAMULLA.	60	53	47	40	49	50	45	47	18	120	159	1441
POLGAHAYAYA MODEL MUSLIM M.V., NARAMMALA.	23	53	55	52	41	40	43	47	18	120	159	1441
MEDDEKETIYA MUSLIM VIDYALAYA, ALAHITIYAWA.	51	47	46	42	47	44	47	46	20	137	182	1639
GALGAMMULLA MAHA VIDYALAYA, WEWAGAMA.	56	44	48	39	42	43	50	44	21	173	236	2013
NUNGAMUWA DAMSEN M.M.V., YATIGALOLUWA.	48	48	46	44	41	41	42	44	21	173	236	2013
AL-AMEEN CENTRAL COLLEGE., PANNALA.	74	45	42	43	41	41	45	43	23	190	261	2207
METIYAGANE M.V., METIYAGANE.	45	45	41	38	45	48	39	43	23	190	261	2207

School Performance Indices – G.C.E. (O/L) Examination – 2021

(Schools with 20 or more candidates)

Province | NORTH WESTERN
District | KURUNEGALA
Edu. Zone | GIRIULLA

School	No of Candidates*	Performance Indices of Subjects						School Performance Index	Rank of the School			
		Religion	First Language	English	Science	Mathematics	History		Edu. Zone	District	Province	Island
NARANGODA KANISHTA VIDYALAYA, NARANGODA.	24	45	44	32	38	44	51	42	25	213	294	2394
RATNALANKARA MAHA VIDYALAYA, ALAWWA.	99	43	40	44	38	42	37	41	26	230	318	2565
I.M.R.A. ERIYAGOLLA MAHA VIDYALAYA , YAKVILA.	67	46	40	40	40	38	40	41	26	230	318	2565
BOYAWALANA M.V., KEPPITIWALANA.	54	39	38	37	38	41	43	39	28	256	360	2871
DHAMMALOKA VIDYALAYA, GIRIULLA.	44	40	39	37	41	41	38	39	28	256	360	2871
MEDAGAMPOLA GUNARATHANA M.V., ALAWWA.	35	39	41	41	33	38	41	39	28	256	360	2871
BOPITIYA MAHA VIDYALAYA, BOPITIYA.	73	46	38	36	35	40	35	38	31	264	376	2969
HUMBULUWA M.M.V., ALAWWA.	147	38	38	37	37	40	39	38	31	264	376	2969
INGARADAVULA GEMUNU M.M.V., NARANGODA.	84	37	38	37	40	40	38	38	31	264	376	2969
MUTHUGALA K.V., DAMBADENIYA.	24	38	40	32	41	36	42	38	31	264	376	2969
RAHULA MAHA VIDYALAYA, WADUMUNNEGEDARA.	34	42	42	40	35	34	35	38	31	264	376	2969
PARANAGAMA M.V., GIRIULLA.	48	40	39	39	34	36	34	37	36	272	386	3058
HOROMBAWA MAHA VIDYALAYA, HOROMBAWA.	58	40	39	33	33	36	34	36	37	278	398	3161
WENNORUWA WIJAYABA MAHA VIDYALAYA, WENNORUWA.	33	40	37	31	35	34	37	36	37	278	398	3161
GALGAMUWA M.V., MAHARACHCHIMULLA.	47	35	37	36	34	36	32	35	39	282	405	3224
KANDANEGEDARA DHARMAPALA M.V., WADUMUNNEGEDARA.	45	35	36	38	34	33	31	35	39	282	405	3224
ELABADAGAMA SINHALA MAHA VIDYALAYA, PANNALA.	29	38	33	36	32	31	33	34	41	287	416	3281
UDAKEKULAWALA M.V., BUJJOMUWA.	25	38	37	28	28	36	34	34	41	287	416	3281
WEWALA M.V., NAWATHALWATTA.	27	35	35	30	37	32	35	34	41	287	416	3281
HENDIYAGALA SRI RATHANAPALA M.V., SANDALANKAWA.	38	36	36	30	29	34	33	33	44	292	424	3325
WELPALLA MAHA VIDYALAYA, WELPALLA.	34	33	33	31	31	32	33	32	45	294	428	3361
Total	3774											

School Performance Indices – G.C.E. (O/L) Examination – 2021

(Schools with 20 or more candidates)

Province | NORTH WESTERN
District | KURUNEGALA
Edu. Zone | IBBAGAMUWA

School	No of Candidates*	Performance Indices of Subjects						School Performance Index	Rank of the School			
		Religion	First Language	English	Science	Mathematics	History		Edu. Zone	District	Province	Island
IBBAGAMUWA M.M.V., IBBAGAMUWA.	274	66	72	71	72	73	70	71	1	2	2	38
DODANGASLANDA RAJAKEEYA VIDYALAYA, RIDEEGAMA.	71	53	59	61	60	58	55	58	2	22	29	292
HUNUPOLA MAHA VIDYALAYA, HUNUPOLA.	26	52	52	45	59	53	58	53	3	41	59	610
AL ASHRAQ MUSLIM VIDYALAYA, AMBAKOTE.	52	51	53	53	52	46	48	51	4	60	82	837
DEVAPALA V., GOKARELLA.	69	51	50	61	49	49	47	51	4	60	82	837
SIR WILLIAM GOPALLAWA M.M.VIDYALAYA. GOKARELLA.	184	47	48	48	50	51	50	49	6	90	118	1114
GASSANDALUPOTHA MAHA VIDYALAYA, KUMBUKWEWA.	33	45	53	43	50	52	45	48	7	101	135	1269
KUMBUKGETE MADYA MAHA VIDYALAYA, KUMBUKGETE.	198	46	46	45	49	54	45	48	7	101	135	1269
RAMBADAGALLA MADHYA MAHA VIDYALAYA, RIDEEGAMA.	151	47	46	45	49	52	50	48	7	101	135	1269
BULUWALA MAHA VIDYALAYA, BULUWALA.	71	48	51	41	51	42	51	47	10	120	159	1441
KAWISIGAMUWA SRI GAMINI MADHYA MAHA VIDYALAYA MORATHIHA.	134	47	46	46	49	47	48	47	10	120	159	1441
SRIMATH JOHN KOTALAWALA M.M.V., DODANGASLANDA.	149	43	43	46	45	51	47	46	12	137	182	1639
KUMBUKWEWA MAHA VIDYALAYA, KUMBUKWEWA.	91	43	48	44	45	49	46	46	12	137	182	1639
S.B. HERATH NATIONAL SCHOOL, NIKADALUPOTHA.	187	46	47	42	44	48	40	45	14	157	209	1823
IBBAGAMUWA MODEL M.V., IBBAGAMUWA.	262	44	46	44	46	46	45	45	14	157	209	1823
THELAMBUGALLA MUSLIM MAHA VIDYALAYA, DODANGASLANDA.	35	49	47	48	39	45	42	45	14	157	209	1823
KOSWATTA MAHA VIDYALAYA, GOKARELLA.	23	37	41	40	53	47	43	44	17	173	236	2013
OMARAGOLLA MAHA VIDYALAYA, VIA KURUNEGALA.	53	43	48	43	46	42	42	44	17	173	236	2013
PUSSELLA PRATHIRAJADEVA M.V., PUSSELETENNA.	27	41	51	40	42	44	46	44	17	173	236	2013
AN-NOOR CENTRAL COLLEGE, PANAGAMUWA.	119	45	45	50	39	40	39	43	20	190	261	2207
GONIGODA MAHA VIDYALAYA, PIHIMBUWA.	92	40	42	40	45	43	45	43	20	190	261	2207
MEDAMULLA DE MEL MAHA VIDYALAYA, MELSIRIPURA.	196	43	47	41	41	44	41	43	20	190	261	2207
NABIRITTAWEWA MAHA VIDYALAYA, NIKADALUPOTHA.	52	43	47	38	40	46	46	43	20	190	261	2207
POTUWAGONNA M.V., NIKADALUPOTHA.	26	47	47	36	41	43	42	43	20	190	261	2207

School Performance Indices – G.C.E. (O/L) Examination – 2021

(Schools with 20 or more candidates)

Province | NORTH WESTERN
 District | KURUNEGALA
 Edu. Zone | IBBAGAMUWA

School	No of Candidates*	Performance Indices of Subjects						School Performance Index	Rank of the School			
		Religion	First Language	English	Science	Mathematics	History		Edu. Zone	District	Province	Island
DELWITA M.V., DELWITA.	27	40	46	35	38	45	46	42	25	213	294	2394
HAMEEDIYA MUSLIM M.V., IBBAGAMUWA.	42	49	43	43	34	39	43	42	25	213	294	2394
NAMALANGA MAHA VIDYALAYA, MELSIRIPURA.	70	43	43	42	42	42	38	42	25	213	294	2394
PALLEYAYA SRI VIDYARAJA M.V., DODANGASLANDA.	58	37	41	35	42	45	38	40	28	240	338	2712
WEERA WALAGAMBA MAHA VIDYALAYA, MADURAGODA.	34	38	39	41	39	44	38	40	28	240	338	2712
WELGALA KANISHTA VIDYALAYA, NELLIYA.	31	51	40	36	38	39	35	40	28	240	338	2712
DIDDENIYA MAHA VIDYALAYA, DIDDENIYA.	27	39	39	41	41	38	35	39	31	256	360	2871
RAMBUKANDANA AL-HUDA MUSLIM VIDYALAYA. RIDEEGAMA.	29	42	39	42	37	39	37	39	31	256	360	2871
SHASTRARAVINDA PIRIVENA,POLGOLLA, GOKARELLA.	69	37	38	48	37	33	39	39	31	256	360	2871
RIDEEVIHARA MAHA VIDYALAYA, RIDEEGAMA.	49	37	40	38	35	39	36	38	34	264	376	2969
MADIGE MUSLIM MAHA VIDYALAYA, IBBAGAMUWA.	26	38	38	38	36	35	37	37	35	272	386	3058
UDANWITA MAHA VIDYALAYA, MELSIRIPURA.	48	38	40	31	33	36	35	36	36	278	398	3161
AL HIKMA MUSLIM MAHA VIDYALAYA, NIKADALUPOTHA.	24	41	40	36	32	30	30	35	37	282	405	3224
DHARMACHANDRA VIDYAYATHANA PIRIVENA, NIKADALUPOTHA.	22	31	27	26	32	40	33	32	38	294	428	3361
Total	3131											

* School Candidates (1st attempt)

School Performance Indices – G.C.E. (O/L) Examination – 2021

(Schools with 20 or more candidates)

Province	NORTH WESTERN
District	PUTTALAM
Edu. Zone	PUTTALAM

School	No of Candidates*	Performance Indices of Subjects						School Performance Index	Rank of the School			
		Religion	First Language	English	Science	Mathematics	History		Edu. Zone	District	Province	Island
ANAMADUWA M.M.V., ANAMADUWA.	180	62	61	61	65	62	61	62	1	4	16	176
LIHINIGIRI KANISHTA VIDYALAYA, ANDIGAMA.	37	59	57	50	77	60	62	61	2	7	19	200
ANDIMUNAI TAMIL MAHA VIDYALAYA, UDAPPU.	44	59	58	52	56	56	61	57	3	9	31	338
FATHIMA BALIKA MAHA VIDYALAYA, PUTTALAM.	234	54	61	60	50	51	51	55	4	11	41	458
MADAWAKKULAM M.M.VIDYALAYA, ANDIGAMA.	39	55	58	55	51	53	59	55	4	11	41	458
ST. MARY'S TAMIL M.V., PUTTALAM.	39	58	57	63	48	51	51	55	4	11	41	458
ERUKKALAMPIDY MUSLIM V., PALAVI.	84	55	57	51	55	52	57	55	4	11	41	458
MUDALAKKULIYA VIJAYA VIDYALAYA, MUDALAKKULIYA.	31	49	49	49	61	67	51	54	8	16	50	527
PULUTHIVAYAL G.M. VIDYALAYA, PALAVI PUTTALAM.	25	57	64	50	58	48	49	54	8	16	50	527
ST. ANDREW'S MADHYA MAHA VIDYALAYA, PUTTALAM.	146	52	53	54	57	57	53	54	8	16	50	527
OMER FAROOK MAHA V., BATTULUOYA.	47	55	52	51	51	51	53	52	11	19	65	720
RISHAD BATHIUDEEN MAHA VIDYALAYA, PALAVI.	71	56	53	52	54	46	53	52	11	19	65	720
PALLIVASALTHURAI M.M.VIDYALAYA, PALLIVASALTHURAI.	69	49	52	50	54	50	51	51	13	23	82	837
ANAMADUWA KANNANGARA ADARSHA K. VIDYALAYA. ANAMADUWA.	230	45	46	51	53	53	52	50	14	25	102	963
ATHTHIKULAMA KANISHTA VIDYALAYA, ANAMADUWA.	25	46	44	53	58	53	46	50	14	25	102	963
PALLAMA NANDIMITRA MAHA VIDYALAYA, PALLAMA.	189	48	50	52	53	51	48	50	14	25	102	963
PUTTALAM HINDU CENTRAL COLLEGE, PUTTALAM.	41	51	51	52	45	46	46	49	17	29	118	1114
HIDAYATHNAGAR MUSLIM M.V., MADURANKULIYA.	25	47	52	45	48	57	45	49	17	29	118	1114
NORAICHOLAI M.M.VIDYALAYA, NORAICHOLAI.	55	47	52	48	42	46	50	48	19	35	135	1269
SRI RATHANAPALA MAHA VIDYALAYA, MAHAUSWEWA.	134	50	49	46	49	48	46	48	19	35	135	1269
WIMALARATHNA KUMARAGAMA VIDYALAYA, ANAMADUWA.	33	40	39	48	60	55	44	48	19	35	135	1269
KATTAIKADU R.C.T.M. VIDYALAYA, KOTTANTIVU.	25	53	57	46	39	45	40	47	22	40	159	1441
KATUPOTHA K.V., PALLAMA.	20	44	45	42	54	50	46	47	22	40	159	1441
WATHUPOLA M.V., PALLAMA.	29	42	43	47	55	48	45	47	22	40	159	1441

School Performance Indices – G.C.E. (O/L) Examination – 2021

(Schools with 20 or more candidates)

Province | NORTH WESTERN
District | PUTTALAM
Edu. Zone | PUTTALAM

School	No of Candidates*	Performance Indices of Subjects						School Performance Index	Rank of the School			
		Religion	First Language	English	Science	Mathematics	History		Edu. Zone	District	Province	Island
AL AQSHA M.M.V., KALPITIYA.	132	47	50	45	45	46	45	46	25	46	182	1639
ALANKUDA MUSLIM M.V., ETTALAI.	41	51	44	44	42	44	50	46	25	46	182	1639
BARANANKATTUWA K.VIDYALAYA, BARANAKATTUWA.	24	45	49	38	53	44	45	46	25	46	182	1639
KOTTANTIVU MUSLIM M.V., KOTTANTIVU.	21	46	47	50	42	45	45	46	25	46	182	1639
KADAYAMOTTAI MUSLIM M.V., MADURANKULIYA.	82	50	48	46	42	46	39	45	29	53	209	1823
MANALKUNDU MUSLIM VIDYALAYA. PUTTALAM.	78	43	49	44	46	45	43	45	29	53	209	1823
SIRAMBIADIYA VIDYALAYA, PUTTALAM.	22	40	43	44	52	51	39	45	29	53	209	1823
ZAHIRA JATIKA V., PUTTALAM.	192	42	45	50	43	46	43	45	29	53	209	1823
ULUKKAPALLAM MUSLIM.M.V., PUTTALAM.	98	45	50	45	44	42	41	45	29	53	209	1823
KOYAWADI M.M.V., NURAICHCHOLAI.	25	45	43	45	44	48	45	45	29	53	209	1823
ANANDA NATIONAL VIDYALAYA PUTTALAM.	108	41	47	44	45	46	43	44	35	64	236	2013
KARAITHIVU MUSLIM M.V., PUTTALAM.	57	45	44	46	41	42	44	44	35	64	236	2013
THIGALI M.M.V., ETHALAI.	65	44	48	48	39	44	41	44	35	64	236	2013
VELASIYA GOVT. VIDYALAYA, MADURANKULIYA.	36	43	47	34	45	49	48	44	35	64	236	2013
VIDYA CHAKRAWARTHI MAHA VIDYALAYA, IHALA PULIYANKULAMA	21	47	46	37	42	51	42	44	35	64	236	2013
VIRUTHODAI M.M.VIDYALAYA, MADURANKULY.	24	43	57	41	37	47	38	44	35	64	236	2013
KELEWEWA VIJAYA VIDYALAYA, IHALA KURUKETIYAWA.	40	42	45	44	46	41	41	43	41	72	261	2207
MUNDALAMA SINHALA MAHA VIDYALAYA, MUNDALAMA.	67	47	47	37	43	42	42	43	41	72	261	2207
THABBOWA M.V., THABBOWA.	37	42	44	42	45	44	40	43	41	72	261	2207
THILLAIYADI MUSLIM MAHA VIDYALAYA, PUTTALAM.	75	43	44	47	42	38	41	43	41	72	261	2207
VETTALAI ASSENKUDHOOS MUSLIM VIDYALAYA, PUTTALAM.	24	45	47	36	44	51	37	43	41	72	261	2207
VILPOTHA ANURA MAHA VIDYALAYA, CHILAW.	84	41	43	37	45	49	45	43	41	72	261	2207
ATTAWILLUWA MEDHANANDA GOVT. V., PUTTALAM.	20	41	40	44	40	45	42	42	47	82	294	2394
BANDARANAYAKAPURA ADARSHA M.V., PUTTALAM.	72	44	43	40	41	43	41	42	47	82	294	2394

School Performance Indices – G.C.E. (O/L) Examination – 2021

(Schools with 20 or more candidates)

Province | NORTH WESTERN
District | PUTTALAM
Edu. Zone | PUTTALAM

School	No of Candidates*	Performance Indices of Subjects						School Performance Index	Rank of the School			
		Religion	First Language	English	Science	Mathematics	History		Edu. Zone	District	Province	Island
MADURANKULIYA MAHA VIDYALAYA, MADURANKULIYA.	96	41	42	38	51	43	38	42	47	82	294	2394
PERUKKUWATTAN AL-MINHAI M.M.V., KOTTANTIVU.	27	46	50	37	41	44	36	42	47	82	294	2394
POOLCHENAI M.M.V., NURICHOLAI.	20	48	48	41	31	40	44	42	47	82	294	2394
ANDIGAMA MAHA VIDYALAYA, ANDIGAMA.	69	42	45	38	41	39	39	41	52	89	318	2565
ILLANTHIADIYA G. KANISHTA VID., NORACHCHOLAI.	25	50	41	32	36	40	45	41	52	89	318	2565
INGINIMITIYA MAHA VIDYALAYA. INGINIMITIYA.	27	38	46	38	41	44	41	41	52	89	318	2565
KANAMOLAI MUSLIM MAHA VIDYALAYA, MADURANKULIYA,	61	40	45	39	40	34	45	41	52	89	318	2565
KIVULAKELE MAHA VIDYALAYA, KOTTUKACHCHIYA.	52	46	43	36	40	43	39	41	52	89	318	2565
U.B.JAYASURIYA M.V., SIYAMBALAGASHENA.	41	43	41	42	39	38	40	41	52	89	318	2565
KOTTUKACHCHIYA MAHA VIDYALAYA, KOTTUKACHCHIYA.	95	41	39	34	40	41	39	39	58	105	360	2871
MAMPURI R.C.S.T. M.V., MAMPURI.	75	44	39	39	39	38	36	39	58	105	360	2871
NAWAGATTEGAMA MAHA VIDYALAYA, NAWAGATTEGAMA.	53	38	42	41	37	40	35	39	58	105	360	2871
NIRMALAMATHA SINHALA M.V., KALPITIYA.	80	43	44	32	35	39	38	39	58	105	360	2871
WATTAKANDAL M.M.V., PUTTALAM.	23	43	43	36	31	33	47	39	58	105	360	2871
KANDALKULIYA MUSLIM M.V., KANDAKULIYA.	28	45	40	34	39	37	35	38	63	113	376	2969
GALAWEWA MAHA VIDYALAYA, IHALA PULIYANKULAMA.	25	42	39	33	38	38	32	37	64	115	386	3058
UDAPPU TAMIL MAHA VIDYALAYA, UDAPPU.	30	43	40	32	32	28	48	37	64	115	386	3058
VIDYASAGARA MAHA VIDYALAYA, KALADIYA.	24	40	39	30	37	40	35	37	64	115	386	3058
VEPPAMADU M.M. VIDYALAYA. PUTTALAM.	66	41	39	37	33	39	34	37	64	115	386	3058
PALAVI GOVT. SINHALA VIDYALAYA, PALAVIYA.	51	37	38	36	40	33	34	36	68	121	398	3161
WENDAKADUWA GOVT. VIDYALAYA, PALLAMA.	23	36	32	39	33	39	34	36	68	121	398	3161
KURIGNGNAMPITIYA (R.C) SINHALA VIDYALAYA, KALPITIYA.	21	42	43	25	31	32	34	35	70	124	405	3224
THALAWILA ST. ANNE'S M.V., THALAWILA CHURCH.	76	44	37	31	32	32	36	35	70	124	405	3224
SALIYA MODEL M.V., SALIYAWEWA JUNCTION	93	32	34	34	38	32	33	34	72	130	416	3281

School Performance Indices – G.C.E. (O/L) Examination – 2021

(Schools with 20 or more candidates)

Province	NORTH WESTERN
District	PUTTALAM
Edu. Zone	PUTTALAM

School	No of Candidates*	Performance Indices of Subjects						School Performance Index	Rank of the School			
		Religion	First Language	English	Science	Mathematics	History		Edu. Zone	District	Province	Island
DALUWA ST. ANTHONY'S M.V., MAMPURI.	38	41	38	27	32	29	30	33	73	133	424	3325
PALIYAGAMA SHARIPUTHRA MAHA VIDYALAYA, ANAMADUWA.	30	37	35	31	27	36	33	33	73	133	424	3325
KANDALAYA MAHA VIDYALAYA, KOTTANTIVU.	54	41	37	22	26	28	35	32	75	135	428	3361
KARUWALAGASWEWA RAJAYE VIDYALAYA, KARUWALAGASWEWA.	37	39	34	23	31	32	30	32	75	135	428	3361
KADAYAMOTTE GOVT. SINHALA VIDYALAYA, MADURANKULIYA.	35	39	34	31	28	28	28	31	77	138	433	3391
KANDATHODUWAWA M.V., MADURANKULIYA.	47	40	35	23	31	26	27	30	78	139	435	3412
DUTUGEMUNU KANISHTA VIDYALAYA, IHALA PULIYANKULAMA.	20	26	25	34	22	29	23	27	79	143	439	3451
KANDAKULIYA ST. SEBASTIAN GOVT. SINHALA VIDYALAYA, KANDAKULIYA	24	35	32	21	25	20	31	27	79	143	439	3451
PALAKUDAWA ST' PETER'S SINHALA VIDYALAYA, THALAWILA CHURCH.	36	32	26	25	23	23	24	26	81	146	442	3456
Total	4799											

* School Candidates (1st attempt)

School Performance Indices – G.C.E. (O/L) Examination – 2021

(Schools with 20 or more candidates)

Province | NORTH WESTERN
District | PUTTALAM
Edu. Zone | CHILAW

School	No of Candidates*	Performance Indices of Subjects						School Performance Index	Rank of the School			
		Religion	First Language	English	Science	Mathematics	History		Edu. Zone	District	Province	Island
KIRIMETIYANA BAUDDHA BALIKA VIDYALAYA, LUNUWILA.	165	67	68	63	62	65	62	65	1	1	10	122
DHAMMISSARA MADHYA MAHA VIDYALAYA, NATTANDIYA.	307	61	64	67	65	64	65	64	2	2	12	136
JOSEPH VAZ COLLEGE, WENNAPUWA.	290	58	59	69	70	66	64	64	2	2	12	136
DANKOTUWA B.M.V., DANKOTUWA.	182	68	63	62	60	59	60	62	4	4	16	176
WENNAPUWA HOLY FAMILY BALIKA VIDYALAYA, WENNAPUWA.	249	62	63	66	60	62	58	62	4	4	16	176
ANANDA NATIONAL VIDYALAYA , CHILAW.	259	57	59	59	58	58	58	58	6	8	29	292
HOLY FAMILY BALIKA M.M.V., MARAWILA.	149	61	60	60	54	56	53	57	7	9	31	338
CARMEL BALIKA M.M.V., CHILAW.	199	58	61	56	50	52	51	55	8	11	41	458
ST. BENADICT'S V., MUGUNUWATAWANA.	62	54	57	48	51	52	50	52	9	19	65	720
THODUWAWA ST. ANTHONY'S NAVODYA MAHA VIDYALAYA. THODUWAWA.	62	60	55	48	42	55	49	52	9	19	65	720
HELAMBAWATAWANA MAHA VIDYALAYA, NALLADARANKATTUWA.	81	50	54	52	49	48	50	51	11	23	82	837
LURDU MAHA VIDYALAYA, NATTANDIYA.	100	50	51	50	48	50	49	50	12	25	102	963
KARUKKUWA SUGATHANANDA MAHA VIDYALAYA, MADAMPE.	167	51	52	49	47	48	48	49	13	29	118	1114
KIRIMETIYANA SRI DHARMARAMA KANISHTA V., LUNUWILA.	65	54	47	43	45	52	54	49	13	29	118	1114
LUNUWILA ANURUDDHA M.M.V., LUNUWILA.	116	46	45	52	53	49	47	49	13	29	118	1114
VIJAYA VIDYALAYA, CHILAW.	73	45	46	50	54	50	49	49	13	29	118	1114
SENANAYAKA M.M.V., MADAMPE.	155	47	50	46	48	48	47	48	17	35	135	1269
ST. XAVIER'S MODEL M.M.V., MARAWILA.	110	49	48	51	47	49	46	48	17	35	135	1269
DUNKANNAWA JUNIOR V., DUNKANNAWA.	22	50	48	43	48	45	50	47	19	40	159	1441
JANADHIPATHI VIDYALAYA, NATTANDIYA.	133	48	48	46	45	47	48	47	19	40	159	1441
NAZRIYA MUSLIM M.V., CHILAW.	77	44	48	58	42	39	48	47	19	40	159	1441
AL-MISBAH MAHA VIDYALAYA, MADAMPE.	40	50	45	48	48	40	47	46	22	46	182	1639
KATUKENDA SRI SANGABODHI M.M.V., DANKOTUWA.	169	46	48	48	44	47	44	46	22	46	182	1639
WIJAYA KATUPOTHA MAHA VIDYALAYA, CHILAW.	47	47	55	40	43	43	45	46	22	46	182	1639

School Performance Indices – G.C.E. (O/L) Examination – 2021

(Schools with 20 or more candidates)

Province | NORTH WESTERN
District | PUTTALAM
Edu. Zone | CHILAW

School	No of Candidates*	Performance Indices of Subjects						School Performance Index	Rank of the School			
		Religion	First Language	English	Science	Mathematics	History		Edu. Zone	District	Province	Island
DEMATAPIITIYA K. VIDYALAYA, BANGADENIYA.	20	45	50	45	41	41	47	45	25	53	209	1823
DHAMMALOKA VIDYALAYA, ADIPPALA.	21	45	47	40	40	45	50	45	25	53	209	1823
GONSAL VAZ MAHA VIDYALAYA, WAIKKALA.	33	50	39	44	46	48	40	45	25	53	209	1823
MAHAWEWA SRI DHARMARAMA MAHA VIDYALAYA, MAHAWEWA.	29	50	42	40	47	43	47	45	25	53	209	1823
WEKADA MAHA VIDYALAYA, YOGIYANA.	113	47	48	42	43	42	46	45	25	53	209	1823
HALDANDUWANA ROMAN CATHALIC SCHOOL, DANKOTUWA.	23	50	46	43	42	42	43	44	30	64	236	2013
PANKULAWA MAHA VIDYALAYA, NALLADARANKATTUWA.	29	46	50	36	42	46	42	44	30	64	236	2013
AMBAKANDAWILA ST. ROCHES K.V., CHILAW.	51	47	39	42	48	41	42	43	32	72	261	2207
BATTULUOYA MAHA VIDYALAYA, BATTULUOYA.	34	44	45	38	42	46	45	43	32	72	261	2207
ST. SEBASTIAN M.M.V. KATUNERIYA.	183	44	44	46	43	42	40	43	32	72	261	2207
MEDAGAMA ABHAYA ADARSHA MAHA VIDYALAYA, PANIRENDAWA.	179	46	46	41	42	42	42	43	32	72	261	2207
C.W.W. KANNANGARA M. VIDYALAYA, MUGUNUWATAWANA	49	42	47	35	40	42	44	42	36	82	294	2394
HATHTHINIYA GOVT. MODEL SCHOOL, MARAWILA.	31	38	45	40	42	40	44	42	36	82	294	2394
MELLAWA KANISHTA VIDYALAYA, LIHIRIYAGAMA.	53	42	45	38	43	38	39	41	38	89	318	2565
NARAWILA SRI GUNARATANA MAHA VIDYALAYA, KOSWATTA.	48	41	41	35	40	42	44	41	38	89	318	2565
ST. MARTIN DE PORAES VIDYALAYA, WENNAPUWA.	45	40	39	46	42	41	37	41	38	89	318	2565
ST. SEBASTIAN'S V., MADAMPE.	27	41	45	37	38	42	40	41	38	89	318	2565
AL-HIRA MAHA VIDYALAYA, IHALA KOTTARAMULLA.	111	41	43	43	37	37	36	40	42	99	338	2712
NIMALA MARIYA VIDYALAYA, DANKOTUWA.	27	50	44	39	33	38	34	40	42	99	338	2712
RAJAKADALUWA K. VIDYALAYA. RAJAKADALUWA.	33	43	43	42	40	33	41	40	42	99	338	2712
ST. REETA M.V., WENNAPUWA.	39	40	38	46	39	38	39	40	42	99	338	2712
ST. MARY'S BOYS COLLEGE., CHILAW.	177	39	37	46	43	40	36	40	42	99	338	2712
YATAKALANA DHARMAWIJAYA K.V., MUTTIBENDIWILA.	25	44	42	35	42	40	37	40	42	99	338	2712
BUJJAMPOLA RAJAYE KANISHTA VIDYALAYA, DANKOTUWA.	20	46	41	37	39	34	39	39	48	105	360	2871

School Performance Indices – G.C.E. (O/L) Examination – 2021

(Schools with 20 or more candidates)

Province	NORTH WESTERN
District	PUTTALAM
Edu. Zone	CHILAW

School	No of Candidates*	Performance Indices of Subjects						School Performance Index	Rank of the School			
		Religion	First Language	English	Science	Mathematics	History		Edu. Zone	District	Province	Island
NAINAMADAMA MAHA VIDYALAYA, NAINAMADAMA.	24	38	39	37	39	42	41	39	48	105	360	2871
SINDATHRIYA SIDU KUMARIMUSU VIDYALAYA, WAIKKALA.	34	44	41	34	35	39	41	39	48	105	360	2871
MARAWILA BOY'S JUNIOR SCHOOL, MARAWILA.	30	35	34	38	39	43	41	38	51	113	376	2969
POTUWATAWANA SRI JINARATHANA MAHA VIDYALAYA, POTUWATAWANA.	37	40	44	28	35	38	37	37	52	115	386	3058
WALAHAPITIYA MAHA VIDYALAYA, NATTANDIYA.	30	35	40	35	33	38	38	37	52	115	386	3058
G.C.S. COREA M.V., CHILAW.	38	36	47	27	36	35	36	36	54	121	398	3161
BANGADENIYA MAHA VIDYALAYA, BANGADENIYA.	65	35	42	34	31	35	32	35	55	124	405	3224
ST. PETER'S K. VIDYALAYA, AMBAKANDAWILA.	26	41	40	37	27	31	32	35	55	124	405	3224
KOTTARAMULLA SINHALA VIDYALAYA, IHALA KOTTARAMULLA.	22	40	40	31	38	32	28	35	55	124	405	3224
ARIYAGAMA SIDDHARTHA MAHA VIDYALAYA, MUGUNUWATAWANA.	20	35	40	30	33	42	30	35	55	124	405	3224
EGODAWELLA ST. SEBASTIAN'S VIDYALAYA, CHILAW.	32	45	33	32	20	36	35	34	59	130	416	3281
HERATH GUNARATHNA M.V., GALMURUWA.	42	38	38	33	34	32	31	34	59	130	416	3281
BANDIRIPPUWA K.V., LUNUWILA.	21	36	32	38	31	32	23	32	61	135	428	3361
SIRI SUJATHA MODEL SCHOOL, KAKKAPALLIYA.	29	33	37	29	29	27	24	30	62	139	435	3412
BORALESSA ST. ANNE'S M.V., LUNUWILA.	62	32	33	31	33	30	20	30	62	139	435	3412
ST.ANNE'S PRIMARY VIDYALAYA. LUNUWILA.	23	32	32	33	24	31	26	30	62	139	435	3412
THAMBARAVILA RAJAYE VIDYALAYA, WAIKKALA.	23	27	30	31	29	27	20	27	65	143	439	3451
Total	5237											

NORTH CENTRAL PROVINCE

School Performance Indices – G.C.E. (O/L) Examination – 2021

(Schools with 20 or more candidates)

Province | NORTH CENTRAL
District | ANURADHAPURA
Edu. Zone | ANURADHAPURA

School	No of Candidates*	Performance Indices of Subjects						School Performance Index	Rank of the School			
		Religion	First Language	English	Science	Mathematics	History		Edu. Zone	District	Province	Island
ANURADHAPURA M.M.V., ANURADHAPURA.	419	71	75	76	75	75	73	74	1	1	1	20
SRI RAHULA VIDYALAYA, ANURADHAPURAYA.	51	63	63	79	63	59	68	66	2	3	3	100
SWARNAPALI BALIKA MAHA VIDYALAYA, ANURADHAPURA.	353	62	66	65	60	61	63	63	3	4	5	157
ST. JOSEPH MAHA VIDYALAYA, ANURADHAPURA.	211	50	50	65	59	55	64	57	4	8	12	338
NIWATTHAKA CHETHIYA MAHA VIDYALAYA, ANURADHAPURA.	451	53	55	54	60	57	59	56	5	10	14	388
WALISINGHE HARISCHANDRA MAHA VIDYALAYA, ANURADHAPURA.	581	54	55	57	54	55	58	56	5	10	14	388
AN-NOOR MAHA VIDYALAYA, WAHAMALGOLLEWA.	69	52	47	56	52	48	62	53	7	16	26	610
NACHCHADUWA SINHALA MAHA VIDYALAYA, ANURADHAPURA.	31	51	45	44	60	48	55	51	8	27	42	837
ZAHIRA MAHA VIDYALAYA, ANURADHAPURA.	55	51	52	51	49	47	50	50	9	30	47	963
KONAKUMBUKWEWA MAHA VIDYALAYA, ANURADHAPURA.	20	50	54	42	54	47	45	49	10	40	57	1114
MANARUL ULOOM MAHA VIDYALAYA, GAMBIRIGASWEWA.	57	43	50	45	52	55	50	49	10	40	57	1114
PUSIYANKULAMA MAHA VIDYALAYA, ELAYAPATTUWA.	65	48	54	39	46	48	51	48	12	50	69	1269
THAKSHILA MAHA VIDYALAYA, ANURADHAPURA.	37	50	48	36	52	47	57	48	12	50	69	1269
KALATTEWA MAHA VIDYALAYA, ANURADHAPURA.	48	47	47	44	51	43	51	47	14	62	83	1441
PERIMIYANKULAMA ASOKA MAHA VIDYALAYA, ANURADHAPURA.	68	42	48	43	54	44	50	47	14	62	83	1441
GALADIVULWEWA SRI SUMANGALA M.V., GALADIVULWEWA.	28	42	39	40	51	54	53	47	14	62	83	1441
VIDYADARSHA MAHA VIDYALAYA, NOCHCHIYAGAMA.	319	47	46	44	43	44	49	46	17	75	105	1639
DEEPANI MAHA VIDYALAYA, ANURADHAPURA.	105	45	48	47	42	44	47	46	17	75	105	1639
K.B. RATHNAYAKE MAHA VIDYALAYA, ANURADHAPURA.	71	42	43	52	39	41	47	44	19	92	128	2013
NACHCHADUWA MUSLIM MAHA VIDYALAYA, NACHCHADUWA.	58	50	46	43	44	42	41	44	19	92	128	2013
ALUTHWEWA KUMARA VIDYALAYA, SRAWASTHIPURA.	45	39	40	39	45	46	46	43	21	99	142	2207
KUDANELUBEWA GAMUNU MAHA VIDYALAYA, ANURADHAPURA.	74	43	45	40	40	43	46	43	21	99	142	2207
RAMBEWA M.V., RAMBEWA.	210	45	47	39	42	43	44	43	21	99	142	2207
KALUWILA SENA MAHA VIDYALAYA, HIDOGAMA.	94	40	44	38	42	43	44	42	24	109	166	2394

School Performance Indices – G.C.E. (O/L) Examination – 2021

(Schools with 20 or more candidates)

Province | NORTH CENTRAL
District | ANURADHAPURA
Edu. Zone | ANURADHAPURA

School	No of Candidates*	Performance Indices of Subjects						School Performance Index	Rank of the School			
		Religion	First Language	English	Science	Mathematics	History		Edu. Zone	District	Province	Island
MAHAVILACHCHIYA SIDDHARTHA MAHA VIDYALAYA, PEMADUWA.	84	41	45	41	39	39	45	42	24	109	166	2394
MANKADAWALA MAHA VIDYALAYA, SALIYAPURA.	59	42	44	39	42	41	43	42	24	109	166	2394
SRI DUTUGEMUNU M.V., NOCHCHIYAGAMA.	117	45	42	37	43	40	45	42	24	109	166	2394
SRI VIMALAGNANA M.V., ANURADHAPURA.	38	46	45	31	44	45	41	42	24	109	166	2394
KARUKKANKULAMA VIJAYABA V., ANURADHAPURA.	30	42	46	39	40	38	45	42	24	109	166	2394
MAHA BULANKULAMA MAHA VIDYALAYA, ANURADHAPURA.	68	42	43	36	42	39	45	41	30	122	181	2565
PANIYANKADAWALA MAHA VIDYALAYA, SALIYAPURA.	36	40	46	34	41	38	47	41	30	122	181	2565
SANGILIKANADARAWA VIDYALAYA, MEDAWACHCHIYA.	32	46	46	33	41	38	44	41	30	122	181	2565
DUNUPOTHAGAMA VIDYALAYA, NOCHCHIYAGAMA.	51	37	37	39	45	40	40	40	33	128	191	2712
ELAYAPATTUWA M. VIDYALAYA, ELAYAPATTUWA.	46	40	42	36	41	36	43	40	33	128	191	2712
MAHA KASAYAPA VIDYALAYA ELAYAPATTUWA.	24	40	34	33	44	39	47	40	33	128	191	2712
RATHMALE TISSA MAHA VIDYALAYA, SRAWASTHIPURA.	53	42	43	38	38	42	39	40	33	128	191	2712
ADAMPANE SUDARSHANA MAHA VIDYALAYA, NOCHCHIYAGAMA.	20	35	43	28	42	38	43	38	37	145	216	2969
WIJAYARAJA MAHA VIDYALAYA, MEDAWACHCHIYA.	31	41	39	32	43	38	36	38	37	145	216	2969
VIDYARTHA M.V., PAHALAMARAGAHAWEWA.	90	36	38	34	42	38	39	38	37	145	216	2969
KATUKELIYAWA VIDYADEEPA M.V., ANURADHAPURA.	30	40	37	30	39	38	35	37	40	151	223	3058
KEDE KALLANCHIYA MAHA VIDYALAYA, ANURADHAPURA.	34	39	39	31	33	37	44	37	40	151	223	3058
NOCHCHIYAGAMA AL-HIKMA MAHA VIDYALAYA NOCHCHIYAGAMA.	27	40	32	40	38	37	36	37	40	151	223	3058
BILLEWA VIDYALAYA, THANTIRIMALE.	25	36	36	29	34	42	37	36	43	155	228	3161
KEDEWA VIDYALAYA, ANURADHAPURA.	35	38	40	27	37	32	40	36	43	155	228	3161
RELAPANAWA JANAPADA VIDYALAYA, NOCHCHIYAGAMA.	25	42	30	27	35	38	36	35	45	158	232	3224
SIYAMBALAGASWEWA MEDAGAMA VIDYALAYA, PARASANGAHAWEWA.	25	40	36	31	36	33	34	35	45	158	232	3224
THAMBIYAWA DHARMAPALA VIDYALAYA, THANTIRIMALE.	25	32	34	33	36	34	36	34	47	163	240	3281
VIVEKANANTHA T.M.V., ANURADHAPURA.	24	35	36	40	30	23	37	34	47	163	240	3281

School Performance Indices – G.C.E. (O/L) Examination – 2021

(Schools with 20 or more candidates)

Province	NORTH CENTRAL
District	ANURADHAPURA
Edu. Zone	ANURADHAPURA

School	No of Candidates*	Performance Indices of Subjects						School Performance Index	Rank of the School			
		Religion	First Language	English	Science	Mathematics	History		Edu. Zone	District	Province	Island
DEVANAMPIYATISSA M.V., ANURADHAPURA.	36	31	37	37	30	29	35	33	49	166	244	3325
VIDYALOKA MAHA VIDYALAYA, AMBAGAHAWEWA.	23	30	31	24	25	29	30	28	50	169	251	3440
Total	4608											

* School Candidates (1st attempt)

School Performance Indices – G.C.E. (O/L) Examination – 2021

(Schools with 20 or more candidates)

Province | NORTH CENTRAL
 District | ANURADHAPURA
 Edu. Zone | TAMBUTTEGAMA

School	No of Candidates*	Performance Indices of Subjects						School Performance Index	Rank of the School			
		Religion	First Language	English	Science	Mathematics	History		Edu. Zone	District	Province	Island
SRI SIDDARTHA MADHYA MAHA VIDYALAYA, EPPAWALA.	288	53	52	50	55	53	52	53	1	16	26	610
MAHABELLANKADAWALA VIDYALAYA, TALAWA.	69	49	53	49	50	54	50	51	2	27	42	837
MAKULEWA M.V., HURIGASWEWA.	89	51	49	52	45	52	49	50	3	30	47	963
SUBODHI MAHA VIDYALAYA, KIRALOGAMA.	66	47	48	41	51	53	52	49	4	40	57	1114
THAMBUTTEGAMA M.M.V., THAMBUTTEGAMA.	453	50	51	46	48	51	48	49	4	40	57	1114
THALAWA MAHA VIDYALAYA, TALAWA.	219	47	48	45	48	49	48	48	6	50	69	1269
GALNEWA M.M.V, GALNEWA.	307	49	50	45	45	46	46	47	7	62	83	1441
POTHIYAGAMA MAITHRI VIDYALAYA, THAMBUTTEGAMA.	27	58	50	40	39	48	46	47	7	62	83	1441
RAJANGANAYA YAYA 13/14 MAHASAN MAHA VIDYALAYA, KALAOYA.	223	50	45	43	44	47	49	46	9	75	105	1639
HURIGASWEWA VIDYALAYA, MEEGALEWA.	32	48	41	43	53	42	45	45	10	80	113	1823
IHALA HALMILLEWA VIDYALAYA, EPPAWALA.	61	45	48	42	46	45	46	45	10	80	113	1823
KARAGAHWEWA VIDYALAYA, TALAWA.	24	51	42	40	42	40	54	45	10	80	113	1823
THELHIRIYAWA VIDYALAYA, THAMBUTTEGAMA.	34	46	46	38	44	43	50	45	10	80	113	1823
ANGAMUWA YAYA 6 MAHA VIDYALAYA, ANGAMUWA.	37	47	51	37	45	41	38	43	14	99	142	2207
MUDUNEGAMA VIDYALAYA, TALAWA.	58	44	41	39	48	43	44	43	14	99	142	2207
RAJANGANAYA YAYA 5 MAHA VIDYALAYA, ANGAMUWA.	72	44	43	40	43	43	44	43	14	99	142	2207
KAGAMA YAYA 9 MAHA VIDYALAYA, KATIYAWA.	43	45	50	33	41	41	43	42	17	109	166	2394
RAJANGANAYA YAYA 10 HARISCHANDRA M.V., MARAGAHWEWA.	71	45	48	39	41	39	41	42	17	109	166	2394
HIRIGOLLEGAMA V., TALAWA.	26	40	38	42	43	40	38	40	19	128	191	2712
NABADAWEWA SRI SUMANGALA MAHA VIDYALAYA, EPPAWALA.	51	39	42	34	41	44	37	40	19	128	191	2712
RAJANGANAYAYA YAYA 8 SRI RAHULA V., RAJANGANAYA.	34	42	51	36	36	38	36	40	19	128	191	2712
SIRIMAPURA MAHA VIDYALAYA, THAMBUTTEGAMA.	79	40	41	35	33	46	38	39	22	141	207	2871
RAJANGANAYA YAYA 15 VIDYALAYA, PAHALA MARAGAHWEWA	20	46	42	30	35	37	36	38	23	145	216	2969
HALMILLEWA SIRI SEEWALIE VIDYALAYA, SENAPURA.	27	38	34	39	34	39	37	37	24	151	223	3058
KALANKUTTIYA M.V., KALANKUTTIYA.	55	37	38	33	36	32	34	35	25	158	232	3224
Total	2465											

School Performance Indices – G.C.E. (O/L) Examination – 2021

(Schools with 20 or more candidates)

Province | NORTH CENTRAL
District | ANURADHAPURA
Edu. Zone | KEKIRAWA

School	No of Candidates*	Performance Indices of Subjects						School Performance Index	Rank of the School			
		Religion	First Language	English	Science	Mathematics	History		Edu. Zone	District	Province	Island
KEKIRAWA M.M.V., KEKIRAWA.	309	69	70	68	70	72	71	70	1	2	2	52
NELLIYAGAMA MUSLIM VIDYALAYA, PALAGALA.	23	63	57	57	62	56	56	59	2	7	9	252
KALAWEWA MUSLIM MADYA MAHA VIDYALAYA, VIJITHAPURA.	83	55	55	54	55	58	51	55	3	13	19	458
GANTIRIYAGAMA MAHINDA M.V., IPALOGAMA.	235	56	53	54	56	53	54	54	4	14	22	527
SENAPURA MAHA VIDYALAYA, SENAPURA.	20	51	51	53	59	48	61	54	4	14	22	527
KARAMBEWA MAHA VIDYALAYA, KALAKARAMBEWA.	24	61	54	48	51	52	50	53	6	16	26	610
ST. ANTHONY'S V., MURIYAKADAWALA.	37	58	58	49	51	50	52	53	6	16	26	610
BAMUNUGAMA MUSLIM VIDYALAYA, MURIYAKADWALA.	34	52	56	50	46	48	61	52	8	22	34	720
NARANGALLEGAMA VIDYALAYA, SENAPURA.	20	57	56	47	54	46	51	52	8	22	34	720
THIRAPPANE MAHANAMA MAHA VIDYALAYA, THIRAPPANE.	91	51	50	49	56	50	55	52	8	22	34	720
KALLANCHIYAGAMA ARAFA MUSLIM VIDYALAYA, KAGAMA.	20	55	43	48	54	53	52	51	11	27	42	837
VIDYARTHA MAHA VIDYALAYA, KEKIRAWA.	220	53	49	46	50	48	51	50	12	30	47	963
RANAJAYAPURA M.V., IPALOGAMA.	80	48	48	49	52	51	49	50	12	30	47	963
HORAPOLA MUSLIM V., KEKIRAWA.	21	46	52	49	43	51	52	49	14	40	57	1114
ETHUNGAMA GEMUNU MAHA VIDYALAYA, THIRAPPANE.	36	48	45	48	53	51	43	48	15	50	69	1269
KEKIRAWA BASTIAN SILVA M. VIDYALAYA, KEKIRAWA.	156	50	45	46	52	45	48	48	15	50	69	1269
LABUNORUWA MAHA VIDYALAYA, MARADANKADAWALA.	42	48	55	39	54	42	47	48	15	50	69	1269
MANERUWA MAHA VIDYALAYA, NEGAMPAHA.	24	54	49	39	43	52	53	48	15	50	69	1269
MURUNGAHITIKANDA VIDYALAYA, MADATUGAMA.	26	52	46	53	48	49	41	48	15	50	69	1269
BALALUWEWA MUSLIM VIDYALAYA, PALAGALA.	24	50	46	55	38	49	45	47	20	62	83	1441
NEGAMA MUSLIM MAHA VIDYALAYA, NEGAMPAHA.	47	45	47	47	45	49	47	47	20	62	83	1441
WALAGAMBAHUWA MAHA VIDYALAYA, MARADANKADAWALA.	23	47	50	38	46	47	51	47	20	62	83	1441
DAMMADINNA M.V., GALKULAMA.	34	48	42	45	51	42	49	46	23	75	105	1639
ANDIYAGALA NAVODYA MAHA VIDYALAYA, ANDIYAGALA.	89	42	41	43	51	47	47	45	24	80	113	1823

School Performance Indices – G.C.E. (O/L) Examination – 2021

(Schools with 20 or more candidates)

Province | NORTH CENTRAL
District | ANURADHAPURA
Edu. Zone | KEKIRAWA

School	No of Candidates*	Performance Indices of Subjects						School Performance Index	Rank of the School			
		Religion	First Language	English	Science	Mathematics	History		Edu. Zone	District	Province	Island
HABARANA MAHA VIDYALAYA, HABARANA.	137	47	45	39	48	43	48	45	24	80	113	1823
MAHA ILUPPALLAMA MAHA VIDYALAYA, MAHA ILUPPALLAMA.	30	46	41	42	42	41	50	44	26	92	128	2013
PALAGALA M.V., PALAGALA.	47	48	39	36	47	45	46	44	26	92	128	2013
GALKIRIYAGAMA M.M.V., GALKIRIYAGAMA.	90	50	43	41	44	44	42	44	26	92	128	2013
KANDALAMA PALLEGAMA MAHA VIDYALAYA, KITHULHITIYAWA.	66	44	43	38	42	43	46	43	29	99	142	2207
KEKIRAWA MUSLIM MAHA VIDYALAYA, KEKIRAWA.	29	47	47	49	35	37	44	43	29	99	142	2207
GANEWALPOLA MUSLIM MAHA VIDYALAYA, GANEWALPOLA.	39	46	47	37	39	42	43	42	31	109	166	2394
KADADUGAMA JAYA MUSLIM M.V., PUBBOGAMA.	69	44	44	40	44	41	41	42	31	109	166	2394
MADATUGAMA SRI REWATHA M.V., MADATUGAMA.	97	46	43	43	40	42	40	42	31	109	166	2394
MARADANKADAWALA SRI RAHULA MAHA VIDYALAYA, MARADANKADAWALA.	39	45	42	37	41	39	42	41	34	122	181	2565
PALUGASWEWA MAHA VIDYALAYA, PALUGASWEWA.	58	47	44	34	42	40	38	41	34	122	181	2565
BUDUGEWINNA MAHA VIDYALAYA, DEWAHUWA.	35	43	38	35	40	37	40	39	36	141	207	2871
KUTTIKULAMA SIRI SEELAWANSA V., SIVALAKULAMA.	25	42	43	34	38	35	40	39	36	141	207	2871
DAMBULU HALMILLAWEWA ADARSHA VIDUHALA, KEKIRAWA	36	38	38	39	42	38	35	38	38	145	216	2969
OLUKARANDA V., KEKIRAWA.	43	35	36	38	36	34	37	36	39	155	228	3161
VIJITHAPURA MAHA VIDYALAYA, WIJITHAPURA.	68	38	34	30	29	31	30	32	40	167	248	3361
SRI PEMANANDA VIDYARATHNA PIRIVENA, MADATUGAMA.	44	32	28	24	30	29	31	29	41	168	249	3425
Total	2670											

School Performance Indices – G.C.E. (O/L) Examination – 2021

(Schools with 20 or more candidates)

Province | NORTH CENTRAL
 District | ANURADHAPURA
 Edu. Zone | GALENBINDUNUWEWA

School	No of Candidates*	Performance Indices of Subjects						School Performance Index	Rank of the School			
		Religion	First Language	English	Science	Mathematics	History		Edu. Zone	District	Province	Island
THURUKKARAGAMA MUSLIM VIDYALAYA, KAHATAGASDIGILIYA.	25	57	50	56	60	58	54	56	1	10	14	388
NIKAWEWA ANURA MAHA VIDYALAYA, GALENBIDUNUWEWA	75	51	48	49	63	51	55	53	2	16	26	610
GALENBIDUNUWEWA MADYA MAHA VIDYALAYA, GALENBIDUNUWEWA	128	58	56	48	49	52	51	52	3	22	34	720
MIHINTALE M.V., MIHINTALE.	161	49	46	50	52	49	52	50	4	30	47	963
PADIKARAMADUWA MAHA VIDYALAYA, PADIKARAMADUWA.	69	63	54	40	48	50	47	50	4	30	47	963
KAHATAGASDIGILIYA M.M.V., KAHATAGASDIGILIYA.	217	48	49	48	52	50	49	49	6	40	57	1114
MAHAGASWEWA MAHA VIDYALAYA, GALENBIDUNUWEWA.	33	49	44	44	58	45	53	49	6	40	57	1114
KAHATAGASDIGILIYA MUSLIM MAHA VIDYALAYA, KAHATAGASDIGILIYA.	67	49	51	45	48	45	48	48	8	50	69	1269
YAKALLA MAHA VIDYALAYA, MEGODAWEWA.	84	50	50	43	48	46	49	48	8	50	69	1269
EITHAL WETUNUWEWA MUSLIM VID., MAHAPOTHANA.	23	50	54	43	38	52	44	47	10	62	83	1441
PAHALA KUDA PATTIYA VIDYALAYA, KAHATAGASDIGILIYA.	34	50	52	43	48	46	45	47	10	62	83	1441
MUKKIRIYAWA MUSLIM V., KAHATAGASDIGILIYA.	30	52	51	44	42	43	45	46	12	75	105	1639
HURULUWEWA LEFT BANK MAHA VIDYALAYA, MEGODAWEWA.	41	47	47	36	46	40	54	45	13	80	113	1823
RANPATHWILA MAHA VIDYALAYA, KAHATAGASDIGILIYA.	57	47	43	41	48	44	48	45	13	80	113	1823
RATHMALGAHAWEWA MAHA VIDYALAYA, RATHMALGAHAWEWA.	53	43	46	37	42	56	44	45	13	80	113	1823
PALUGOLLAGAMA VIDYALAYA, GETALAWA.	28	46	45	45	43	41	40	43	16	99	142	2207
SIWALAKULAMA SEEWALIE MAHA VIDYALAYA, SIWALAKULAMA.	45	44	52	37	39	41	42	43	16	99	142	2207
MAHAKANADARAWA LEFT BANK YAYA 2 MAHA VIDYALAYA, RAMBEWA.	29	45	38	43	42	47	36	42	18	109	166	2394
TAKSHILA MAHA VIDYALAYA, GALENBINDUNUWEWA.	63	42	42	37	40	44	44	42	18	109	166	2394
DUTUWEWA MAHA VIDYALAYA, DUTUWEWA.	91	43	45	33	41	41	39	40	20	128	191	2712
PANDULA M.V., MAHAPOTHANA.	75	45	45	32	36	39	43	40	20	128	191	2712
THAMMENNAWA WELUSUMANA MAHA VIDYALAYA, SEEPPUKULAMA.	58	41	37	34	45	39	42	40	20	128	191	2712
Total	1486											

School Performance Indices – G.C.E. (O/L) Examination – 2021

(Schools with 20 or more candidates)

Province | NORTH CENTRAL
District | ANURADHAPURA
Edu. Zone | KEBITHIGOLLEWA

School	No of Candidates*	Performance Indices of Subjects						School Performance Index	Rank of the School			
		Religion	First Language	English	Science	Mathematics	History		Edu. Zone	District	Province	Island
WEERASOLE MUSLIM VIDYALAYA KAPUGOLLEWA.	36	64	67	55	63	64	63	63	1	4	5	157
MEDAWACHCHIYA MUSLIM MAHA V., MEDAWACHCHIYA.	23	61	60	70	59	60	57	61	2	6	7	200
PADAVI PARAKRAMAPURA MAHA VIDYALAYA, PADAVI PARAKRAMAPURA	58	55	57	48	65	62	52	57	3	8	12	338
ANGUNOCHCHIYA MUSLIM VIDYALAYA, HOROWPOTHANA.	67	55	57	51	49	54	51	53	4	16	26	610
KIRIGALWEWA MAHA VIDYALAYA, MEDAWACHCHIYA.	44	54	54	48	57	51	50	52	5	22	34	720
ALIWANGUWA MAHA VIDYALAYA, PADAVI SRIPURA.	77	48	55	46	49	52	48	50	6	30	47	963
BADIUDDIN MAHMUD MAHA VIDYALAYA, HOROWPOTHANA.	61	49	51	48	47	51	52	50	6	30	47	963
KEBITHIGOLLEWA M.M.V., KEBITHIGOLLEWA.	253	49	46	45	52	55	52	50	6	30	47	963
MAITHRIPALA SENANAYAKA M.M.VIDYALAYA, MEDAWACHCHIYA.	244	49	49	50	51	51	48	50	6	30	47	963
BUDDHANGALA MADHYA MAHA VIDYALAYA, PADAVI PARAKRAMAPURA	63	52	52	44	50	48	49	49	10	40	57	1114
ISIPATHANA M.V., MEDAWACHCHIYA.	123	51	50	48	47	50	49	49	10	40	57	1114
WAHALKADA HEMAMALI VIDYALAYA, KEBITHIGOLLEWA.	46	48	44	48	53	53	50	49	10	40	57	1114
GAMINI WEWA VIDYALAYA, MEDAWACHCHIYA.	22	55	54	38	47	44	47	48	13	50	69	1269
PADAVI MAHASAN M.V., PADAVIYA.	122	45	52	43	48	49	48	48	13	50	69	1269
DALUGGALA VIDYALAYA, MAHASANPURA.	20	46	46	40	54	47	50	47	15	62	83	1441
KAPUGOLLEWA MAHA VIDYALAYA, KAPUGOLLEWA.	41	45	47	43	52	49	45	47	15	62	83	1441
PAHALA GALKANDEGAMA VIDYALAYA, POONEWA.	29	51	46	44	41	44	56	47	15	62	83	1441
ALUTHHALMILLEWA VIDYALAYA, BOGAHAWEWA.	33	46	46	37	51	44	45	45	18	80	113	1823
MAHAPOTHANA DUTUWEWA VIDYALAYA, KAPUGOLLEWA.	21	48	43	39	41	48	50	45	18	80	113	1823
PADAVI RUWANPURA VIDYALAYA, BOGAHAWEWA.	47	43	47	42	46	44	46	45	18	80	113	1823
RUWANWELI M.M.V., HOROWPOTHANA.	234	42	42	43	49	45	42	44	21	92	128	2013
MAHADIVULWEWA VIDYALAYA, ETAWEERAGOLLEWA.	50	47	45	41	45	37	50	44	21	92	128	2013
PARANGIYAWADIYA VIDYALAYA, HOROWPOTHANA.	50	42	39	39	38	42	43	41	23	122	181	2565
BANDARA ULPATHA VIDYALAYA, KEBITHIGOLLEWA.	24	41	41	33	38	40	47	40	24	128	191	2712

School Performance Indices – G.C.E. (O/L) Examination – 2021

(Schools with 20 or more candidates)

Province	NORTH CENTRAL
District	ANURADHAPURA
Edu. Zone	KEBITHIGOLLEWA

School	No of Candidates*	Performance Indices of Subjects						School Performance Index	Rank of the School			
		Religion	First Language	English	Science	Mathematics	History		Edu. Zone	District	Province	Island
SRI SOBITHA MAHA VIDYALAYA, MEDAWACHCHIYA.	36	45	45	40	35	38	36	40	24	128	191	2712
TITTAGONEWA MAHA VIDYALAYA, TITTAGONEWA.	31	41	41	31	40	42	45	40	24	128	191	2712
PADAVI E YAYA 5 KANUWA MAHA VIDYALAYA, MAHASENPURA.	29	40	41	35	37	42	37	39	27	141	207	2871
MORAKEWA VIDYALAYA, MORAKEWA.	27	40	35	35	42	35	38	38	28	145	216	2969
ANGUNOCHCHIYA VIDYALAYA, MEDAWACHCHIYA.	37	36	41	30	32	36	34	35	29	158	232	3224
ETHAKADA MAHA VIDYALAYA, ETAWEERAGOLLEWA.	43	37	39	30	35	35	36	35	29	158	232	3224
PUHUDIVULA VIDYALAYA, ETAWEERAGOLLEWA.	34	40	37	29	33	31	31	34	31	163	240	3281
Total	2025											

* School Candidates (1st attempt)

School Performance Indices – G.C.E. (O/L) Examination – 2021

(Schools with 20 or more candidates)

Province | NORTH CENTRAL
District | POLONNARUWA
Edu. Zone | POLONNARUWA

School	No of Candidates*	Performance Indices of Subjects						School Performance Index	Rank of the School			
		Religion	First Language	English	Science	Mathematics	History		Edu. Zone	District	Province	Island
RAJAKEEYA M.M.V., POLONNARUWA.	440	64	63	64	65	63	67	64	1	1	4	136
THOPAWEWA MAHA VIDYALAYA, POLONNARUWA.	177	56	54	59	60	59	59	58	2	3	10	292
ALRIFAI MAHA VIDYALAYA, POLONNARUWA.	42	57	53	54	58	54	59	56	3	5	14	388
VIJITHA M.M.V., PULASTHIGAMA.	125	50	51	58	63	57	54	56	3	5	14	388
POLONNARUWA MUSLIM CENTRAL COLLEGE, KARURUWELA.	124	51	52	57	56	50	53	53	5	11	26	610
DIVULANA AL AKSHA MAHA VIDYALAYA, POLONNARUWA.	21	57	56	43	57	52	49	52	6	13	34	720
KEGALUGAMA KANISHTA V., PULASTHIGAMA.	30	51	45	52	57	49	55	52	6	13	34	720
ABHAYAPURA M.V., PULASTHIGAMA.	24	48	46	40	53	48	57	49	8	18	57	1114
SEWAMUKTHAKANDAVURA M.V.SEVAGAMA, POLONNARUWA.	143	47	48	49	51	47	52	49	8	18	57	1114
AL-AZHAR MAHA VIDYALAYA, POLONNARUWA	35	46	50	45	44	43	52	47	10	22	83	1441
BENDIWEWA MAHA VIDYALAYA, POLONNARUWA.	103	46	40	48	53	44	51	47	10	22	83	1441
AL-HILAL CENTRAL COLLEGE, POLONNARUWA.	72	50	48	43	43	45	46	46	12	31	105	1639
PALUGASDAMANA MAHA VIDYALAYA, POLONNARUWA.	80	50	45	43	47	44	49	46	12	31	105	1639
AL-MINA MUSLIM K. VIDYALAYA, POLONNARUWA,	28	50	45	43	43	45	44	45	14	34	113	1823
RATNASARA KANISHTA VIDYALAYA, TALPOTHA.	34	46	45	39	47	45	41	44	15	37	128	2013
SEEVALEE ADARSHA K. VIDYALAYA POLONNARUWA.	108	46	43	40	42	43	48	44	15	37	128	2013
SUNGAWILA MUSLIM M.V., SUNGAVILA.	62	45	43	42	43	43	48	44	15	37	128	2013
GALAMUNA M.V., GALAMUNA.	57	47	43	43	44	40	38	43	18	44	142	2207
JAYANTHI KANISHTA VIDYALAYA, TALPOTHA.	22	45	45	37	39	48	46	43	18	44	142	2207
VIJAYARAJA MAHA VIDYALAYA, POLONNARUWA.	73	46	39	41	44	43	46	43	18	44	142	2207
KADAWALAWEWA MAHA VIDYALAYA, JAYANTHIPURA.	36	45	40	42	39	38	44	41	21	60	181	2565
HINGURAKDAMANA MAHA VIDYALAYA, HINGURAKDAMANA.	22	44	37	31	41	41	46	40	22	64	191	2712
SHANTHI M.V., POLONNARUWA.	23	43	41	33	37	40	40	39	23	67	207	2871
KADURUWELA NAGARA MAHA VIDYALAYA, KADURUWELA.	40	39	38	34	38	35	40	37	24	73	223	3058

* School Candidates (1st attempt)

School Performance Indices – G.C.E. (O/L) Examination – 2021

(Schools with 20 or more candidates)

Province	NORTH CENTRAL
District	POLONNARUWA
Edu. Zone	POLONNARUWA

School	No of Candidates*	Performance Indices of Subjects						School Performance Index	Rank of the School			
		Religion	First Language	English	Science	Mathematics	History		Edu. Zone	District	Province	Island
PARAKRAMA SAMUDRAYA M.V., PARAKRAMA SAMUDRAYA	35	41	34	28	34	31	28	33	25	79	244	3325
ALUTHWEWA MAHA VIDYALAYA, POLONNARUWA.	21	30	35	23	28	23	30	28	26	83	251	3440
Total	1977											

* School Candidates (1st attempt)

School Performance Indices – G.C.E. (O/L) Examination – 2021

(Schools with 20 or more candidates)

Province | NORTH CENTRAL
District | POLONNARUWA
Edu. Zone | HINGURAKGODA

School	No of Candidates*	Performance Indices of Subjects						School Performance Index	Rank of the School			
		Religion	First Language	English	Science	Mathematics	History		Edu. Zone	District	Province	Island
ANANDA BALIKA NATIONAL SCHOOL, HINGURAKGODA.	141	59	57	60	58	55	60	58	1	3	10	292
DIVULANKADAWALA MADHYA MAHA VIDYALAYA, DIVULANKADAWALA.	265	51	50	54	57	54	55	54	2	9	22	527
MEDIRIGIRIYA MADHYA MAHA VIDYALAYA, MEDIRIGIRIYA.	358	54	50	53	59	54	56	54	2	9	22	527
RAJARATA M.V., HINGURAKGODA.	295	50	50	51	50	49	54	51	4	16	42	837
ATTANAKADAWALA MAHA VIDYALAYA, ATTANAKADAWALA.	129	49	47	50	44	45	46	47	5	22	83	1441
BAKAMUNA MAHASAN M.M.V., BAKAMUNA.	173	49	47	46	47	47	46	47	5	22	83	1441
GIRITALEGAMA MAHA VIDYALAYA, GIRITALE.	251	47	46	44	49	48	50	47	5	22	83	1441
HEGALA MAHA VIDYALAYA, KOTTAPITIYA.	35	46	45	46	51	43	53	47	5	22	83	1441
SIYAMBALAWA V., ORUBENDI SIYAMBALAW	25	51	51	36	47	46	52	47	5	22	83	1441
VIJAYAPURA M.V., DIYASENPURA.	95	50	47	37	51	50	47	47	5	22	83	1441
MINNERIYA NATIONAL SCHOOL. HINGURAKGODA.	90	43	41	42	48	43	49	44	11	37	128	2013
BISOBANDARA MAHA VIDYALAYA, MEDIRIGIRIYA.	22	40	42	41	41	47	45	43	12	44	142	2207
IRAHANDA KETU WEWA MAHA VIDYALAYA, DIYABEDUMA.	103	46	41	42	43	41	42	43	12	44	142	2207
KAVDULLA MAHA VIDYALAYA, KAVDULLA.	73	46	46	40	44	42	40	43	12	44	142	2207
KOHOMBADAMANA VIDYALAYA, DIYASENPURA.	24	40	53	29	44	51	41	43	12	44	142	2207
UNAGALAWEHERA MAHA VIDYALAYA, UNAGALAWEHERA.	32	48	44	35	46	39	43	43	12	44	142	2207
JAYANTHIPURA VIDYALAYA, JAYANTHIPURA.	26	42	41	42	43	43	42	42	17	58	166	2394
KOTTAPITIYA KANISHTA VIDYALAYA, KOTTAPITIYA.	20	46	40	38	41	40	43	41	18	60	181	2565
YODHAELA MAHA VIDYALAYA, YODHAELA.	31	40	40	42	45	38	41	41	18	60	181	2565
KAVUDULUWEWA MAHINDA M.V., MEDIRIGIRIYA.	108	40	41	35	39	41	41	40	20	64	191	2712
RADAVIGEOWA KANISHTA VIDYALAYA, ATTANAKADAWALA.	27	41	39	39	41	40	41	40	20	64	191	2712
KAHATAGAHAPITIYA KANISHTA VIDYALAYA, ATTANAKADAWALA.	30	41	37	34	40	41	40	39	22	67	207	2871
NAGAPOKUNA KANISHTA V., JAYANTHIPURA.	28	44	42	38	34	37	36	39	22	67	207	2871
ELAHERA KANISHTA VIDYALAYA, ELAHERA.	22	42	36	32	31	37	39	36	24	74	228	3161

School Performance Indices – G.C.E. (O/L) Examination – 2021

(Schools with 20 or more candidates)

Province	NORTH CENTRAL
District	POLONNARUWA
Edu. Zone	HINGURAKGODA

School	No of Candidates*	Performance Indices of Subjects						School Performance Index	Rank of the School			
		Religion	First Language	English	Science	Mathematics	History		Edu. Zone	District	Province	Island
AMBAGASWEWA M.V., MEDIRIGIRIYA.	79	33	39	30	38	36	35	35	25	75	232	3224
NAGALAKANDA MAHA VIDYALAYA, MINNERIYA.	75	36	37	32	33	33	38	35	25	75	232	3224
MORAGASWEWA KANISHTA VIDYALAYA, HABARANA.	20	36	36	34	35	30	35	34	27	78	240	3281
ATTARAGALLEWA M.V., VIA MATALE.	39	39	34	26	32	34	35	33	28	79	244	3325
SRI RAHULA K.VIDYALAYA, MEDIRIGIRIYA.	20	38	38	22	32	33	37	33	28	79	244	3325
MEEGASWEWA KANISHTA VIDYALAYA, VIA MEDIRIGIRIYA.	26	32	28	22	30	30	30	29	30	82	249	3425
Total	2662											

* School Candidates (1st attempt)

School Performance Indices – G.C.E. (O/L) Examination – 2021

(Schools with 20 or more candidates)

Province | NORTH CENTRAL
District | POLONNARUWA
Edu. Zone | DIMBULAGALA

School	No of Candidates*	Performance Indices of Subjects						School Performance Index	Rank of the School			
		Religion	First Language	English	Science	Mathematics	History		Edu. Zone	District	Province	Island
WILAYAYA M.M.V., POLONNARUWA.	168	62	58	58	59	58	63	60	1	2	8	229
KATTUWANVILA MUSLIM K.V. NAWASENAPURA.	32	58	52	53	58	53	56	55	2	7	19	458
NIKAWATHALANDA M VID,. DEHIATTAKANDIYA.	75	53	56	54	49	53	64	55	2	7	19	458
PIHITIWEWA MAHA VIDYALAYA, POLONNARUWA.	27	55	49	59	53	48	54	53	4	11	26	610
SENAPURA AL AMEEN MUSLIM M.V., POLONNARUWA	37	54	49	42	52	69	45	52	5	13	34	720
ELLEWEWA M.V., POLONNARUWA.	79	45	50	53	53	52	51	51	6	16	42	837
LEELARATHNA WIJESINGHA M.V., POLONNARUWA.	86	45	46	43	52	53	47	48	7	20	69	1269
NELUMWEWA M.V., POLONNARUWA.	38	46	44	51	51	48	50	48	7	20	69	1269
MANAMPITIYA TAMIL MAHA VIDYALAYA, MANAMPITIYA.	21	49	48	42	54	48	38	47	9	22	83	1441
KASHYAPA MAHA VIDYALAYA, DIMBULAGALA.	30	56	44	42	43	44	47	46	10	31	105	1639
ALAWAKUMBURA MAHA VIDYALAYA, PIMBURATTEWA.	59	43	44	42	50	48	45	45	11	34	113	1823
VEHERAGALA MAHA VID,. ARALAGANVILA.	103	45	48	42	43	44	48	45	11	34	113	1823
MAGULDAMANA MAHA VIDYALAYA, PALATIYAWA.	38	48	44	37	49	43	45	44	13	37	128	2013
SIRIPURA M.M. VIDYALAYA SIRIPURA.	170	45	48	36	42	45	45	44	13	37	128	2013
KEKULUWELA MAHA VIDYALAYA, ARALAGANWILA.	32	50	50	37	39	45	45	44	13	37	128	2013
BOGASWEWA M.V., KASHYAPAPURA.	52	42	45	40	40	43	47	43	16	44	142	2207
VIJAYA PARAKKRAMA KANISHTA VIDYALAYA, POLONNARUWA.	36	39	43	37	45	49	43	43	16	44	142	2207
MEDAGAMA MAHA VIDYALAYA, POLONNARUWA.	63	44	45	44	41	44	41	43	16	44	142	2207
PELATIYAWEWA SECONDARY SCHOOL, POLONNARUWA.	29	43	39	42	47	38	48	43	16	44	142	2207
WELIKANDA M.V., WELIKANDA.	147	45	43	36	47	45	42	43	16	44	142	2207
NUWARAGALA MAHA VID,. POLONNARUWA,	46	48	45	34	41	45	43	43	16	44	142	2207
SEVANAPITIYA MAHA VIDYALAYA, POLONNARUWA.	84	46	43	38	42	41	42	42	22	58	166	2394
MANAMPITIYA SINHALA MAHA VIDYALAYA, MANAMPITIYA.	42	43	38	44	37	37	45	41	23	60	181	2565
ASELAPURA V., WELIKANDA.	50	39	39	38	40	35	43	39	24	67	207	2871

* School Candidates (1st attempt)

School Performance Indices – G.C.E. (O/L) Examination – 2021

(Schools with 20 or more candidates)

Province	NORTH CENTRAL
District	POLONNARUWA
Edu. Zone	DIMBULAGALA

School	No of Candidates*	Performance Indices of Subjects						School Performance Index	Rank of the School			
		Religion	First Language	English	Science	Mathematics	History		Edu. Zone	District	Province	Island
DAMMINNA MAHA VIDYALAYA, DAMMINNA.	31	47	42	38	32	35	41	39	24	67	207	2871
NAWAGINIDAMANA MAHA VIDYALAYA, POLONNARUWA.	22	36	36	35	40	46	32	38	26	72	216	2969
KALINGAWILA KANISHTA VIDYALAYA, WELIKANDA.	30	36	38	34	29	33	42	35	27	75	232	3224
Total	1627											

* School Candidates (1st attempt)

UVA PROVINCE

School Performance Indices – G.C.E. (O/L) Examination – 2021

(Schools with 20 or more candidates)

Province	UVA
District	BADULLA
Edu. Zone	BADULLA

School	No of Candidates*	Performance Indices of Subjects						School Performance Index	Rank of the School			
		Religion	First Language	English	Science	Mathematics	History		Edu. Zone	District	Province	Island
BADULLA M.M.V., BADULLA.	318	74	73	78	78	76	79	76	1	1	1	14
UVA SCIENCE COLLEGE, HALI-ELA.	127	64	63	68	62	66	65	65	2	3	4	122
VIHARA MAHADEVI BALIKA MAHA VIDYALAYA, BADULLA.	194	62	64	66	63	62	64	64	3	5	6	136
FATHIMA MUSLIM LADIES COLLEGE BADULLA.	28	57	65	68	59	61	57	61	4	9	11	200
VISHAKA GIRL'S HIGH SCHOOL, BADULLA.	169	60	60	59	57	59	58	59	5	12	15	252
TAMIL BALIKA V., BADULLA.	140	60	57	53	50	50	49	53	6	25	41	610
SUJATHA MAHA VIDYALAYA, BADULLA.	93	48	52	52	52	48	51	51	7	40	63	837
DHARMADUTHA MAHA VIDYALAYA, BADULLA.	163	48	44	52	53	54	50	50	8	47	74	963
HALI ELA M.M.VIDYALAYA,, HALI ELA.	85	46	49	49	50	53	52	50	8	47	74	963
UVA MAHA VIDYALAYA, BADULLA.	162	44	46	51	56	55	48	50	8	47	74	963
HINGURUGAMUWA SIRISUMANA M.V., BADULLA.	46	44	48	49	46	50	53	48	11	65	97	1269
MAYMALAY TAMIL VIDYALAYA, SPRINGVALLEY.	26	57	55	43	41	47	43	48	11	65	97	1269
RILPOLA DHARMARAJA M.V., RILPOLA.	26	53	51	44	52	47	43	48	11	65	97	1269
SRI RAMAKRISHNA TAMIL VIDYALAYA, BADULLA.	22	54	54	36	43	43	55	48	11	65	97	1269
BEDDEGAMA MAHA VIDYALAYA, SPRINGVELLY.	23	51	44	41	45	49	52	47	15	74	110	1441
MALITTA M.M.V., PATTIYAGEDARA.	80	46	43	46	47	46	51	47	15	74	110	1441
RILPOLA MEDAGAMA MAHA VIDYALAYA, RILPOLA.	21	47	48	47	42	49	47	47	15	74	110	1441
SARASWATHIE M.M.V., BADULLA.	118	42	43	54	45	47	42	46	18	84	127	1639
VIVEKANDANDA TAMIL VIDYALAYA ETTAMPITIYA.	30	43	43	36	52	50	45	45	19	91	139	1823
KENDAGOLLA MAHA VIDYALAYA, BADULLA.	39	45	45	40	48	47	45	45	19	91	139	1823
KIRINDA V., PATTIYAGEDARA.	20	43	47	46	35	47	52	45	19	91	139	1823
ETAMPITIYA MAHA VIDYALAYA, ETAMPITIYA.	69	45	44	44	43	47	42	44	22	98	154	2013
DENSIL KOBBEKADUWA MAHA VIDYALAYA, HALIELA.	70	47	44	44	39	42	45	44	22	98	154	2013
KURUKUDE SARIPUTHTHA M.V., PATTIYAGEDARA.	20	43	48	45	38	46	46	44	22	98	154	2013

School Performance Indices – G.C.E. (O/L) Examination – 2021

(Schools with 20 or more candidates)

Province	UVA
District	BADULLA
Edu. Zone	BADULLA

School	No of Candidates*	Performance Indices of Subjects						School Performance Index	Rank of the School			
		Religion	First Language	English	Science	Mathematics	History		Edu. Zone	District	Province	Island
WEPASSAWELA SIRINIWASA M.V., PATTIYAGEDARA.	23	44	40	44	40	44	39	42	25	121	186	2394
AL-IRSHAD MAHA VIDYALAYA, HALI ELA.	26	39	46	49	35	42	32	41	26	131	201	2565
HINDAGODA SRI DHAMMANANDA VIDYALAYA, BADULLA.	36	39	42	43	39	46	39	41	26	131	201	2565
UVA HIGHLANDS TAMIL MAHA VIDYALAYAM, BANDARAWELA.	79	41	47	37	33	42	46	41	26	131	201	2565
AL ADHAN MAHA VIDYALAYA, BADULLA.	52	40	44	48	35	37	33	40	29	143	218	2712
BHARATHY MAHA VIDYALAYA, BADULLA.	78	43	47	40	35	36	38	40	29	143	218	2712
UDAWELA M.V., BADULLA.	56	41	40	39	39	40	42	40	29	143	218	2712
KENDAGOLLA AMPITIYA M.V., BADULLA.	28	39	42	33	37	41	34	38	32	154	230	2969
HALI-ELA TAMIL MAHA VIDYALAYA, HALI-ELA.	82	39	42	37	31	36	36	37	33	156	235	3058
UDAYARAJA MAHA VIDYALAYA, BADULLA.	31	37	38	32	36	39	35	36	34	161	245	3161
ST. JAMES TAMIL VIDYALAYA, HALIELA	24	38	43	32	30	36	32	35	35	162	248	3224
Total	2604											

* School Candidates (1st attempt)

School Performance Indices – G.C.E. (O/L) Examination – 2021

(Schools with 20 or more candidates)

Province | UVA
District | BADULLA
Edu. Zone | BANDARAWELA

School	No of Candidates*	Performance Indices of Subjects						School Performance Index	Rank of the School			
		Religion	First Language	English	Science	Mathematics	History		Edu. Zone	District	Province	Island
BANDARAWELA MADHYA MAHA VIDYALAYA, BANDARAWELA.	377	74	71	74	73	74	73	73	1	2	2	25
ST. THOMAS COLLEGE, BANDARAWELA.	153	58	61	76	65	65	66	65	2	3	4	122
KUDA KUSUM BALIKA MAHA VIDYALAYA, BANDARAWELA.	151	57	64	69	65	64	62	64	3	5	6	136
DHARMAPALA MAHA VIDYALAYA, BANDARAWELA.	280	58	61	64	63	65	63	62	4	7	9	176
VISHAKA BALIKA MADHYA MAHA VIDYALAYA, BANDARAWELA.	198	62	65	62	58	60	58	61	5	9	11	200
DAMBETENNA NO. 1 TAMIL KANISHTA VIDYALAYA, HAPUTALE.	37	57	62	52	54	57	72	59	6	12	15	252
BANDARAWELA TAMIL M.M.V., BANDARAWELA.	120	53	56	61	50	59	59	56	7	15	24	388
GLENANORE TAMIL MAHA VIDYALAYA, HAPUTALE.	28	48	57	51	51	55	53	53	8	25	41	610
KOSLANDA M.M.V., KOSLANDA.	77	46	48	60	55	50	57	53	8	25	41	610
RASIC FAREED MAHA VIDYALAYA, BANDARAWELA.	68	46	50	55	53	59	55	53	8	25	41	610
ST. JOSEPH MAHA VIDYALAYA, BANDARAWELA.	146	48	53	53	54	54	53	53	8	25	41	610
NAULLA M.M.V., DEMODARA.	35	60	51	48	56	49	49	52	12	33	54	720
DIYATALAWA MAHA VIDYALAYA, DIYATALAWA.	122	50	52	49	52	52	51	51	13	40	63	837
SRI SUGATHA MAHA VIDYALAYA, BALLAKETUWA.	74	45	50	46	56	57	51	51	13	40	63	837
DHARMASHOKA M.M.V., BANDARAWELA.	184	45	49	50	51	51	48	49	15	56	85	1114
NEWBURGH TAMIL VIDYALAYA, ELLA.	60	51	51	48	40	49	54	49	15	56	85	1114
SRI JANANANDA MADHYA MAHA VIDYALAYA, DIYATALAWA.	32	44	53	42	50	52	45	48	17	65	97	1269
ANANDA M.M.VIDYALAYA, HALDUMMULLA.	87	43	46	45	46	54	51	48	17	65	97	1269
AMBEGODA SRI SANGABODHI MAHA VIDYALAYA, BANDARAWELA.	22	41	40	42	59	56	46	47	19	74	110	1441
HALPE MAHA VIDYALAYA, HELA HALPE.	72	43	52	43	44	51	50	47	19	74	110	1441
NAYABEDDA NO 1 ,TAMIL VIDYALAYA, BANDARAWELA.	21	48	56	46	32	46	52	47	19	74	110	1441
ELLA M.V., ELLA.	28	46	43	43	44	48	50	46	22	84	127	1639
HEEWELKANDURA V., UVA MAVELAGAMA.	38	34	41	38	46	44	58	44	23	98	154	2013
KIRAWANAGAMA KANISHTA V., HALDUMMULLA.	27	41	48	37	44	44	47	44	23	98	154	2013

School Performance Indices – G.C.E. (O/L) Examination – 2021

(Schools with 20 or more candidates)

Province | UVA
 District | BADULLA
 Edu. Zone | BANDARAWELA

School	No of Candidates*	Performance Indices of Subjects						School Performance Index	Rank of the School			
		Religion	First Language	English	Science	Mathematics	History		Edu. Zone	District	Province	Island
HEELOYA SRI SUMANGALA MAHA VIDYALAYA, BANDARAWELA.	42	43	43	43	41	45	42	43	25	109	171	2207
KAHAGOLLA M. MAHA VIDYALAYA, DIYATALAWA.	26	36	38	44	48	50	41	43	25	109	171	2207
SORAGUNE MAHA VIDYALAYA, HALDUMMULLA.	38	41	47	36	40	45	48	43	25	109	171	2207
AISLABY GOVT. TAMIL VIDYALAYA, BANDARAWELA.	22	43	48	43	35	51	34	42	28	121	186	2394
CRAIG TAMIL M.V., BANDARAWELA.	57	46	49	38	39	42	39	42	28	121	186	2394
HAPUTALE TAMIL M.V., HAPUTALE.	143	41	46	43	33	43	43	42	28	121	186	2394
GALAPITAKANDA T.V., BALLAKETUWA.	64	45	45	38	32	38	46	41	31	131	201	2565
HALDUMMULLA TAMIL VIDYALAYA, HALDUMMULLA.	23	45	54	38	34	40	33	41	31	131	201	2565
SEEWALI MAHA VIDYALAYA, BANDARAWELA.	134	38	43	40	41	41	42	41	31	131	201	2565
SOUTHAM TAMIL MAHA VIDYALAYA, DEMODERA.	58	43	48	39	31	43	43	41	31	131	201	2565
VIPULANANDA TAMIL MAHA VIDYALAYA, HALDUMMULLA.	35	43	46	36	37	45	33	40	35	143	218	2712
NIKAPOTHA MAHA VIDYALAYA, NIKAPOTHA.	28	41	43	36	35	37	39	39	36	149	225	2871
PINGARAWA TAMIL VIDYALAYA, NAMUNUKULA.	39	42	44	32	30	28	44	37	37	156	235	3058
POONAGALA NO. 1. TAMIL V., POONAGALA.	88	35	39	35	27	35	28	33	38	168	256	3325
SRI GANESHA TAMIL MAHA VIDYALAYA, KOSLANDA.	60	33	35	26	25	32	22	29	39	173	264	3425
Total	3294											

School Performance Indices – G.C.E. (O/L) Examination – 2021

(Schools with 20 or more candidates)

Province | UVA
District | BADULLA
Edu. Zone | MAHIYANGANAYA

School	No of Candidates*	Performance Indices of Subjects						School Performance Index	Rank of the School			
		Religion	First Language	English	Science	Mathematics	History		Edu. Zone	District	Province	Island
MAHIYANGANA MADHYA MAHA VIDYALAYA, MAHIYANGANA.	230	58	62	59	62	59	64	61	1	9	11	200
PETHIYAGODA MAHA VIDYALAYA, MAHIYANGANA.	36	48	51	52	55	63	48	53	2	25	41	610
YALWELA MAHA VIDYALAYA, MAHIYANGANA.	32	49	48	41	58	61	55	52	3	33	54	720
MILLATTAWA MAHA VIDYALAYA, GIRADURUKOTTE.	76	47	51	49	57	49	53	51	4	40	63	837
GIRADURUKOTTE MADHYA MAHA VIDYALAYA, GIRADURUKOTTE.	145	49	45	45	54	54	53	50	5	47	74	963
KURUVITENNA MAHA VIDYALAYA, MAHIYANGANA.	20	48	40	43	63	52	52	50	5	47	74	963
TISSAPURA M.M.V., MAPAKADAWEWA.	125	50	49	47	50	46	49	49	7	56	85	1114
ALUYATAWALA MAHA VIDYALAYA, MAHIYANGANA.	40	44	47	42	49	52	51	48	8	65	97	1269
ANDAULPOTHA MAHA VIDYALAYA, MAHIYANGANAYA.	85	46	47	47	51	49	47	48	8	65	97	1269
ROTAWELA VIDYALAYA, MAHIYANGANA.	22	51	49	45	45	46	44	47	10	74	110	1441
DIVULPELESSA MAHA VIDYALAYA, MAHIYANGANA.	36	48	47	39	46	46	48	46	11	84	127	1639
ULHITIYA MAHA VIDYALAYA, GIRADURUKOTTE.	81	41	41	45	57	43	50	46	11	84	127	1639
DAMBARAWA MAHA VIDYALAYA, MAHIYANGANA.	77	44	47	41	46	43	48	45	13	91	139	1823
ORUBENDIWEWA MAHA VIDYALAYA, MAHIYANGANA.	219	46	46	40	45	45	49	45	13	91	139	1823
KUDALUNUKA KANISHTA VIDYALAYA, MAHIYANGANA.	20	45	50	41	38	41	46	44	15	98	154	2013
DEHIGAMA MAHA VIDYALAYA, MAHIYANGANA.	23	39	44	41	41	54	38	43	16	109	171	2207
GEMUNUPURA MAHA VIDYALAYA, MAPAKADAWEWA.	73	43	40	38	45	46	48	43	16	109	171	2207
BANDARANAYAKE M.M. VIDYALAYA, MAHIYANGANA.	66	40	41	42	47	41	48	43	16	109	171	2207
PANGARAGAMMANA MUSLIM VIDYALAYA, MAPAKADAWEWA.	22	45	38	44	35	45	48	43	16	109	171	2207
RIDEEMALIYADDA M.M.V., MAHIYANGANA.	68	45	46	40	42	42	41	43	16	109	171	2207
WATAWANA KANISHTA VIDYALAYA, MAHIYANGANA.	20	52	49	27	46	35	50	43	16	109	171	2207
DEHIGOLLA MAHA VIDYALAYA, MAHIYANGANA.	70	42	45	39	40	38	46	42	22	121	186	2394
ALUTHHARAMA KANISHTA VIDYALAYA, ALUTHHARAMA.	28	43	46	38	41	43	37	41	23	131	201	2565
GURUMADA K. VIDYALAYA, BIBILE.	21	40	47	39	46	37	39	41	23	131	201	2565

* School Candidates (1st attempt)

School Performance Indices – G.C.E. (O/L) Examination – 2021

(Schools with 20 or more candidates)

Province	UVA
District	BADULLA
Edu. Zone	MAHIYANGANAYA

School	No of Candidates*	Performance Indices of Subjects						School Performance Index	Rank of the School			
		Religion	First Language	English	Science	Mathematics	History		Edu. Zone	District	Province	Island
RATHKINDA MAHA VIDYALAYA, GIRADURUKOTTE.	32	45	37	28	38	43	42	39	25	149	225	2871
HADDATTAWA M.V., MAHIYANGANA.	45	41	37	36	34	35	40	37	26	156	235	3058
KESELPATHAYAYA 11 V., MAPAKADAWEWA.	46	36	38	40	35	34	36	37	26	156	235	3058
BATHALAYAYA MAHA VIDYALAYA, MAHIYANGANA.	24	32	38	31	37	33	30	34	28	164	251	3281
EKIRIYANKUMBURA MAHA VIDYALAYA, VIA BIBILE.	37	32	35	32	31	33	34	33	29	168	256	3325
ARAWA M.V., BADULLA.	21	33	39	20	32	28	35	31	30	172	262	3391
WEWATTA MAHA VIDYALAYA, MAHIYANGANA.	21	27	28	29	22	26	30	27	31	175	266	3451
Total	1861											

* School Candidates (1st attempt)

School Performance Indices – G.C.E. (O/L) Examination – 2021

(Schools with 20 or more candidates)

Province | UVA
District | BADULLA
Edu. Zone | WELIMADA

School	No of Candidates*	Performance Indices of Subjects						School Performance Index	Rank of the School			
		Religion	First Language	English	Science	Mathematics	History		Edu. Zone	District	Province	Island
PADINAWELA MUSLIM VIDYALAYA, BORAGAS.	30	57	55	71	67	53	68	62	1	7	9	176
WELIMADA VIJAYA PRIMARY V., WELIMADA.	249	53	59	58	61	60	61	59	2	12	15	252
WELIMADA M.M.V., WELIMADA.	136	51	58	54	55	54	58	55	3	18	29	458
WEWEGAMA MAHA VIDYALAYA, AMBAGAHAWATTA.	46	50	53	49	61	57	60	55	3	18	29	458
BOGAHAKUMBURA MAHA VIDYALAYA, BOGAHAKUMBURA.	80	56	56	56	49	50	56	54	5	20	34	527
GAMPAHA MASPANNA MAHA VIDYALAYA, MASPANNA.	61	55	49	48	55	61	57	54	5	20	34	527
WANGIYAKUMBURA MADHYA MAHA VIDYALAYA, BORALANDA.	88	59	55	54	53	52	49	54	5	20	34	527
KEPPETIPOLA MAHA VIDYALAYA, KEPPETIPOLA.	198	47	53	53	52	52	58	53	8	25	41	610
RAJAKEEYA VIDYALAYA., AMBAGASDOWA.	68	50	55	47	54	55	49	52	9	33	54	720
MUSLIM M.M.V., GURUTALAWA.	70	50	49	52	53	49	56	52	9	33	54	720
ST. THOMAS COLLEGE, GURUTALAWA.	79	43	45	62	57	56	51	52	9	33	54	720
AL-ILMA MUSLIM VIDYALAYA, GURUTALAWA.	35	56	50	55	48	45	55	52	9	33	54	720
AL MURSHID MUSLIM MAHA VIDYALAYA, SILMIYA PURA.	47	53	47	51	54	51	49	51	13	40	63	837
JANADHIPATHI VIDYALAYA, AMBAGASDOWA.	250	49	51	47	53	56	50	51	13	40	63	837
SRI SARANANKARA MAHA VIDYALAYA, WELIMADA.	23	47	50	54	48	49	51	50	15	47	74	963
LUNUWATTA MADHYA MAHA VIDYALAYA, LUNUWATTA.	47	48	49	47	51	53	50	50	15	47	74	963
GAMPAHA TAMIL MAHA VIDYALAYA, UDA PUSSELLAWA.	27	48	54	48	37	56	50	49	17	56	85	1114
RATHKARAWWA MAHA VIDYALAYA, RATHKARAWWA.	30	47	47	49	47	49	53	49	17	56	85	1114
SRI DEWANANDA M.MAHA VIDYALAYA, MIRAHAWATTA.	121	47	51	52	48	49	44	49	17	56	85	1114
TUPPITIYA MAHA VIDYALAYA, BAMBARAPANA.	44	44	52	38	46	55	60	49	17	56	85	1114
BORALANDA DHARMAPALA VIDYALAYA, BORALANDA.	38	49	48	49	43	45	53	48	21	65	97	1269
GIRAMBE SRI KEMANANDA MAHA VIDYALAYA, NUGATALAWA.	53	53	52	44	41	49	42	47	22	74	110	1441
ALAGOLLA TAMIL MAHA VIDYALAYA, UDAPUSELLAWA.	39	49	48	43	46	49	43	46	23	84	127	1639
UDUHAWARA VIDYALAYA, UDUHAWARA.	55	48	50	41	44	47	39	45	24	91	139	1823

School Performance Indices – G.C.E. (O/L) Examination – 2021

(Schools with 20 or more candidates)

Province	UVA
District	BADULLA
Edu. Zone	WELIMADA

School	No of Candidates*	Performance Indices of Subjects						School Performance Index	Rank of the School			
		Religion	First Language	English	Science	Mathematics	History		Edu. Zone	District	Province	Island
DAYARAABA TAMIL VIDYALAYA, BANDARAWELA.	31	50	50	36	32	37	56	44	25	98	154	2013
WELIMADA MUSLIM MAHA VIDYALAYA, WELIMADA.	73	42	46	55	40	38	40	44	25	98	154	2013
MEDAWELA MAHA VIDYALAYA, UVA PARANAGAMA.	56	48	43	38	40	44	46	43	27	109	171	2207
WELIMADA TAMIL M.V., WELIMADA.	20	46	47	44	38	42	38	43	27	109	171	2207
YAHALAARAWA MAHA VIDYALAYA, WELIMADA.	34	43	44	38	41	41	47	42	29	121	186	2394
DHARMARAJA MAHA VIDYALAYA, HAKGALA.	37	35	42	48	44	44	33	41	30	131	201	2565
HUGOLAND TAMIL VID., LUNUWATTA.	27	37	38	47	33	56	35	41	30	131	201	2565
NADUNGAMUWA MAHA VIDYALAYA, GURUTALAWA.	59	45	42	32	34	42	38	39	32	149	225	2871
UVAPARANAGAMA VIDYALAYA, UVA PARANAGAMA.	33	38	44	35	37	43	36	39	32	149	225	2871
SRI PRAGNASENA V., BORAGAS.	22	31	32	36	31	46	25	34	34	164	251	3281
SRI GANAPATHI TAMIL MAHA VIDYALAYA, BORAGAS.	44	31	35	35	28	32	31	32	35	170	258	3361
THAWALAMPOLA VIDYALAYA, UVA PARANAGAMA.	28	31	34	26	30	39	33	32	35	170	258	3361
IDALGASHINNA T.V., IDALGASHINNA.	29	33	36	28	22	28	23	28	37	174	265	3440
Total	2407											

* School Candidates (1st attempt)

School Performance Indices – G.C.E. (O/L) Examination – 2021

(Schools with 20 or more candidates)

Province | UVA
District | BADULLA
Edu. Zone | PASSARA

School	No of Candidates*	Performance Indices of Subjects						School Performance Index	Rank of the School			
		Religion	First Language	English	Science	Mathematics	History		Edu. Zone	District	Province	Island
JANATHAPURA VIDYALAYA, LUNUGALA.	20	47	48	56	62	56	65	56	1	15	24	388
PELGAHATENNA M.V., PASSARA.	21	52	51	52	50	55	66	54	2	20	34	527
PUHULWATTHA MODEL SCHOOL, PASSARA.	28	53	53	56	53	53	53	54	2	20	34	527
BIBILEGAMA MAHA VIDYALAYA, BIBILEGAMA.	43	53	52	49	50	49	52	51	4	40	63	837
LUNUGALA MAHA VIDYALAYA, LUNUGALA.	62	51	49	50	51	49	47	50	5	47	74	963
PASSARA MADHYA MAHA VIDYALAYA, PASSARA.	122	52	49	49	47	50	50	50	5	47	74	963
LUNUGALA SRI RAMAKRISHNA TAMIL VIDYALAYA, LUNUGALA.	97	50	53	47	42	48	55	49	7	56	85	1114
GEMUNU MAHA VIDYALAYA, PASSARA.	20	49	47	45	57	38	46	47	8	74	110	1441
VIGNESWARA TAMIL VIDYALAYA, HOPTON.	31	44	48	43	36	44	46	44	9	98	154	2013
KALAIMAHAL T.V., HOPTON.	25	47	44	40	45	38	40	42	10	121	186	2394
PASSARA TAMIL MAHA VIDYALAYA, PASSARA.	120	44	45	43	40	39	39	42	10	121	186	2394
UDAGAMA WEST MAHA VIDYALAYA, PELGAHATHENNA.	21	41	38	40	38	39	47	41	12	131	201	2565
CANNAVARELLA NO. 3 T. VIDYALAYA, NAMUNUKULA.	26	39	46	37	31	42	43	40	13	143	218	2712
KAHATARUPPA M.V., BADULLA.	50	44	36	34	42	50	36	40	13	143	218	2712
MAHADOWA SINHALA VIDYALAYA MADOLSIMA.	22	44	32	37	41	41	39	39	15	149	225	2871
BATTAWATTE TAMIL VIDYALAYA MADOLSIMA.	44	45	53	31	24	37	38	38	16	154	230	2969
GONAKALE TAMIL VIDYALAYA, PASSARA.	70	38	39	28	26	38	41	35	17	162	248	3224
MADOLSIMA TAMIL MAHA VIDYALAYA MADOLSIMA.	101	32	36	29	30	38	40	34	18	164	251	3281
Total	923											

School Performance Indices – G.C.E. (O/L) Examination – 2021

(Schools with 20 or more candidates)

Province	UVA
District	BADULLA
Edu. Zone	VIYALUWA

School	No of Candidates*	Performance Indices of Subjects						School Performance Index	Rank of the School			
		Religion	First Language	English	Science	Mathematics	History		Edu. Zone	District	Province	Island
SORANATOTA M.M.V., SORANATOTA.	34	59	53	49	61	52	59	56	1	15	24	388
MEEGAHAKIVULA M.M. VIDYALAYA, MEEGAHAKIVULA.	82	54	54	51	52	53	54	53	2	25	41	610
PUSSELLAKANDA MAHA VIDYALAYA, HALI ELA	27	57	48	46	56	50	54	52	3	33	54	720
MALIYADDA M.V., BADULLA.	23	51	51	37	51	51	52	49	4	56	85	1114
KANDEGEDARA MADHYA MAHA VIDYALAYA, KANDEGEDARA.	53	48	43	42	49	51	49	47	5	74	110	1441
KANDAKEPU ULPOTHA MAHA VIDYALAYA, BADULLA.	72	45	47	41	43	52	47	46	6	84	127	1639
VIYALUWA D.S.SENANAYAKA MADHYA MAHA VIDYALAYA, KANDAKETIYA	61	47	50	40	43	49	46	46	6	84	127	1639
KUTTIYAGOLLA MAHA VIDYALAYA, BADULLA.	24	50	43	35	47	49	47	45	8	91	139	1823
BALAGOLLA KANISHTA VIDYALAYA, MEEGAHAKIVULA.	20	45	53	34	42	43	45	44	9	98	154	2013
VIYALUWA MAHA VIDYALAYA, TENNAPANGUWA.	26	43	45	35	48	43	48	44	9	98	154	2013
GALAUDA M.M.V., HALI-ELA.	57	47	47	36	41	44	41	43	11	109	171	2207
GODUNNA MAHA VIDYALAYA, HALI ELA.	35	53	41	46	35	35	39	42	12	121	186	2394
TALDENA MAHA VIDYALAYA, TALDENA.	72	41	44	39	41	44	40	42	12	121	186	2394
KIVULEGEDARA MOHOTTALA MAHA VIDYALAYA, KANDAKETIYA.	21	37	41	34	36	38	38	37	14	156	235	3058
SARNIA T.M.V., KANDEGEDARA.	44	39	39	29	30	37	32	34	15	164	251	3281
Total	651											

School Performance Indices – G.C.E. (O/L) Examination – 2021

(Schools with 20 or more candidates)

Province	UVA
District	MONARAGALA
Edu. Zone	MONARAGALA

School	No of Candidates*	Performance Indices of Subjects						School Performance Index	Rank of the School			
		Religion	First Language	English	Science	Mathematics	History		Edu. Zone	District	Province	Island
RAJAKEEYA NATIONAL COLLEGE, MONARAGALA.	239	56	61	64	60	58	65	61	1	3	11	200
MAHANAMA M.M.V., MONARAGALA.	253	55	54	56	62	58	60	58	2	6	20	292
NISHSHANKA M.M.V., BADALKUMBURA.	198	49	52	51	52	51	49	51	3	24	63	837
PALLEWELA SECONDARY SCHOOL , KANDAUDAPANGUWA.	63	47	46	45	49	45	53	48	4	33	97	1269
DOMBAGAHAWELA M.M.V., DOMBAGAHAWELA.	155	43	45	44	50	47	51	47	5	37	110	1441
KANDAUDAPANGUWA M.V., KANDAUDAPANGUWA.	46	42	44	48	53	47	48	47	5	37	110	1441
MEDIRIYA RAJYANANDA M.M.V., MONARAGALA.	52	46	43	46	50	51	46	47	5	37	110	1441
BUDDAMA M.V., MONARAGALA.	61	45	42	45	50	52	44	46	8	44	127	1639
HINGURUKADUWA MAHA VIDYALAYA, PASSARA.	35	50	42	42	43	52	45	46	8	44	127	1639
VIDYALOKA MAHA VIDYALAYA. MONERAGALA.	72	38	44	45	46	46	55	46	8	44	127	1639
GALABEDDA MAHA VIDYALAYA, GALABEDDA.	46	45	44	46	44	47	44	45	11	49	139	1823
KOTIGALHELA KANISHTA VIDYALAYA, NAKKALA.	30	39	49	44	44	49	44	45	11	49	139	1823
VIPULANANDA TAMIL MAHA VIDYALAYA, MONARAGALA.	42	40	49	41	51	47	40	45	11	49	139	1823
4 TH MILE POST MAHA VIDYALAYA, SIYAMBALANDUWA.	33	40	45	42	49	44	44	44	14	57	154	2013
MALIGATENNA MAHA VIDYALAYA, BADALKUMBURA.	79	41	45	47	41	45	44	44	14	57	154	2013
SRI PEMANANDA MAHA VIDYALAYA, BADALKUMBURA.	20	41	48	41	42	43	45	43	16	63	171	2207
PAGNGNANANDA MAHA VIDYALAYA, KUMBUKKANA.	45	41	47	38	40	41	42	42	17	66	186	2394
MUTHUKELIYAWA MAHA VIDYALAYA, BUTTALA.	21	43	42	38	49	40	42	42	17	66	186	2394
MADURUKETIYA K . VIDYALAYA, MANARAGALA.	41	39	45	43	37	39	48	42	17	66	186	2394
ALUPOTHA MUSLIM HAAH VIDYALAYA, BADALKUMBURA.	24	41	45	41	38	44	38	41	20	71	201	2565
ETHIMALE MAHA VIDYALAYA, ETHIMALEWEWA.	90	42	44	34	45	41	41	41	20	71	201	2565
KOTIYAGALA KANISHTA VIDYALAYA, MONARAGALA.	28	36	34	28	39	41	43	37	22	80	235	3058
MUTHUKANDIYA STEP 3 KANISHTA VIDYALAYA, SIYAMBALANDUWA.	41	36	30	33	48	34	43	37	22	80	235	3058
SIYAMBALANDUWA MAHA VIDYALAYA, SIYAMBALANDUWA.	77	38	34	36	39	36	37	37	22	80	235	3058

School Performance Indices – G.C.E. (O/L) Examination – 2021

(Schools with 20 or more candidates)

Province	UVA
District	MONARAGALA
Edu. Zone	MONARAGALA

School	No of Candidates*	Performance Indices of Subjects						School Performance Index	Rank of the School			
		Religion	First Language	English	Science	Mathematics	History		Edu. Zone	District	Province	Island
THENAGALLANDA M.V., MONERAGALA.	21	39	34	39	40	32	38	37	22	80	235	3058
WILAOYA SRIPALI MAHA VIDYALAYA, MONERAGALA.	62	36	33	32	34	40	40	36	26	85	245	3161
MAHAKALUGOLLA KANISHTA VIDYALAYA, SIYAMBALANDUWA.	37	30	32	27	34	33	33	32	27	89	258	3361
Total	1911											

* School Candidates (1st attempt)

School Performance Indices – G.C.E. (O/L) Examination – 2021

(Schools with 20 or more candidates)

Province | UVA
District | MONARAGALA
Edu. Zone | WELLAWAYA

School	No of Candidates*	Performance Indices of Subjects						School Performance Index	Rank of the School			
		Religion	First Language	English	Science	Mathematics	History		Edu. Zone	District	Province	Island
DUTUGEMUNU M.M.V., BUTTALA.	308	59	60	52	65	59	60	59	1	4	15	252
MALWATTAWALA MADHYA MAHA VIDYALAYA, WELLAWAYA.	248	51	52	57	57	56	58	55	2	12	29	458
WELLAWAYA J.M. KUMARADASA M.V. WELLAWAYA.	102	53	54	55	53	55	54	54	3	15	34	527
HANDAPANAGALA MAHA VIDYALAYA, VEHERAYAYA.	62	48	61	45	47	53	58	52	4	22	54	720
BALAHARUWA KANISHTA VIDYALAYA, UVA KUDAOYA.	36	47	51	43	58	55	54	51	5	24	63	837
ETHILIEWEA SECONDARY VIDYALAYA, ETHILIEWEA.	123	47	45	42	48	51	48	47	6	37	110	1441
OKKAMPITIYA WIJAYABAHU MAHA VIDYALAYA, OKKAMPITIYA.	104	49	47	37	48	42	44	45	7	49	139	1823
RANJAN WIJERATNE M.V., BUTTALA.	58	57	43	34	43	49	41	45	7	49	139	1823
GALTEMMANDIYA SRI SUMANAJOTHI VIDYALAYA, OKKAMPITIYA.	22	43	51	33	47	48	40	44	9	57	154	2013
OKKAMPITIYA COLONY KANISHTA VIDYALAYA, OKKAMPITIYA.	57	44	44	37	49	44	43	44	9	57	154	2013
BUDURUWAGALA MAHA VIDYALAYA, WELLAWAYA.	108	39	42	37	49	48	42	43	11	63	171	2207
KUDAOYA MAHA VID., THANAMALWILA.	44	44	45	36	45	44	46	43	11	63	171	2207
PELWATTA NAVODYA (SECONDARY) M.V. UVA PELWATTA.	155	41	42	37	45	45	40	42	13	66	186	2394
VEHERAYAYA MAHA VIDYALAYA, ETHILIEWEA.	39	43	45	37	39	45	44	42	13	66	186	2394
SIDDHARTHA MAHA VIDYALAYA, UVA PELWATTA.	32	40	39	39	44	42	44	41	15	71	201	2565
YUDAGANAWA VIDYALAYA, BUTTALA.	34	42	39	39	45	39	41	41	15	71	201	2565
WAGURUWELA MAHA VIDYALAYA, BUTTALA.	39	41	37	36	43	39	45	40	17	76	218	2712
KITHULKOTE MAHA VIDYALAYA, THANAMALWILA.	20	34	33	30	41	40	39	36	18	85	245	3161
KUKURAMPOLA KANISHTA VIDYALAYA, UVA PELWATTA.	26	35	39	23	35	36	33	34	19	88	251	3281
RANDENIWELA KANISHTA VIDYALAYA, WELLAWAYA.	21	27	27	32	27	34	33	30	20	91	263	3412
Total	1638											

School Performance Indices – G.C.E. (O/L) Examination – 2021

(Schools with 20 or more candidates)

Province	UVA
District	MONARAGALA
Edu. Zone	BIBILE

School	No of Candidates*	Performance Indices of Subjects						School Performance Index	Rank of the School			
		Religion	First Language	English	Science	Mathematics	History		Edu. Zone	District	Province	Island
YASHODARA GIRLS COLLEGE BIBILE.	108	66	69	65	68	67	67	67	1	1	3	83
D.S.SENANAYAKA MAHA VIDYALAYA, INGINIYAGALA.	44	56	50	60	71	71	67	63	2	2	8	157
MADULLA M.M.V., DAMBAGALLA.	89	58	54	54	65	60	60	59	3	4	15	252
BAKINIGAHAWELA MUSLIM CENTRAL COLLEGE, BIBILE.	28	56	51	57	63	58	60	58	4	6	20	292
WELLASSA MADHYA MAHA VIDYALAYA, BIBILE.	199	53	52	55	62	54	59	56	5	10	24	388
KANULWELA MUSLIM MAHA VIDYALAYA. BIBILE.	20	53	45	55	53	73	53	55	6	12	29	458
ALPITIYA MAHA VIDYALAYA, DAMBAGALLA.	67	55	54	48	59	52	52	53	7	17	41	610
MUDIYALA K. VIDYALAYA, BIBILE.	20	52	53	54	58	52	47	53	7	17	41	610
NANNAPURAWA M.V., BIBILE.	134	47	51	54	61	50	56	53	7	17	41	610
DAMBAGALLA PIYARATANA MAHA VIDYALAYA, DAMBAGALLA.	22	57	49	49	51	52	53	52	10	22	54	720
BIBILAMULLA KANISHTA VIDYALAYA, NANNAPURAWA.	22	49	52	43	62	45	53	51	11	24	63	837
GODIGAMUWA MUSLIM MAHA VIDYALAYA. BIBILE.	42	52	44	50	60	44	49	50	12	28	74	963
KOLLADENIYA MAHA VIDYALAYA, MARIARAWA.	22	53	46	43	50	51	49	49	13	30	85	1114
OBEGODA MAHA VIDYALAYA, MONERAGALA.	80	50	45	48	50	48	47	48	14	33	97	1269
AMUNEKADURA MAHA VIDYALAYA, BAKINIGAHAWELA.	24	47	44	44	46	50	50	47	15	37	110	1441
MAHAMATHYA VIDYA VIDYALAYA, BIBILE.	165	40	47	50	49	46	50	47	15	37	110	1441
DODAMGOLLA MAHA VIDYALAYA, BIBILE.	42	42	41	42	55	52	41	46	17	44	127	1639
GALGAMUWA SECONDARY SCHOOL INGINIYAGALA.	20	44	47	36	43	45	55	45	18	49	139	1823
MEDAGAMA NATIONAL VIDYALAYA, BIBILE.	198	42	45	47	47	46	45	45	18	49	139	1823
YAKUNNAWA MAHA VIDYALAYA, NANNAPURAWA.	31	43	42	40	49	48	45	45	18	49	139	1823
MALLEHEWA MAHA VIDYALAYA, BIBILE.	49	41	46	40	47	47	41	44	21	57	154	2013
MARIARAWA SECONDARY VIDYALAYA, MONARAGALA.	36	39	42	36	46	39	46	41	22	71	201	2565
BULUPITIYA MAHA VIDYALAYA, BIBILE.	25	42	40	34	36	37	37	38	23	77	230	2969
PITAKUMBURA SECONDARY SCHOOL , BIBILE.	61	36	38	34	39	38	41	38	23	77	230	2969

School Performance Indices – G.C.E. (O/L) Examination – 2021

(Schools with 20 or more candidates)

Province	UVA
District	MONARAGALA
Edu. Zone	BIBILE

School	No of Candidates*	Performance Indices of Subjects						School Performance Index	Rank of the School			
		Religion	First Language	English	Science	Mathematics	History		Edu. Zone	District	Province	Island
RADALIYADDA KANISHTA VIDYALAYA, BIBILE.	20	38	37	33	40	40	37	38	23	77	230	2969
DELIWA M.V., MONARAGALA.	32	36	42	29	34	39	41	37	26	80	235	3058
SENAPATHIYA MAHA VIDYALAYA, BIBILE.	28	33	33	33	39	40	29	35	27	87	248	3224
WEGAMA KANISHTA VIDYALAYA, BIBILE.	21	32	33	31	28	32	37	32	28	89	258	3361
Total	1649											

* School Candidates (1st attempt)

School Performance Indices – G.C.E. (O/L) Examination – 2021

(Schools with 20 or more candidates)

Province	UVA
District	MONARAGALA
Edu. Zone	THANAMALWILA

School	No of Candidates*	Performance Indices of Subjects						School Performance Index	Rank of the School			
		Religion	First Language	English	Science	Mathematics	History		Edu. Zone	District	Province	Island
SEVANAGALA USBIM MAHA VIDYALAYA, SEVANAGALA.	28	56	60	55	61	53	64	58	1	6	20	292
THANAMALWILA M.M.V., THANAMALWILA.	172	54	54	52	60	59	60	57	2	9	23	338
MAHAGAMA MAHANAGA M.V., SEVANAGALA.	34	56	58	56	56	52	59	56	3	10	24	388
SEVANAGALA M.V., SEVANAGALA.	163	53	54	50	60	56	54	55	4	12	29	458
WIJAYAPURA KANISHTA VIDYALAYA, THANAMALWILA	21	53	46	58	71	42	53	54	5	15	34	527
KATARAGAMA JANADIPATHI M.M.V., KATARAGAMA.	130	52	51	50	55	57	55	53	6	17	41	610
KOVULARAGAMA M.V., SEVANAGALA.	84	46	49	46	63	53	62	53	6	17	41	610
SELLAKATARAGAMA MAHA VIDYALAYA, SELLAKATARAGAMA.	71	46	50	49	53	55	50	51	8	24	63	837
SANDARAJA M. VIDYALAYA SEVANAGALA.	35	47	53	51	49	45	56	50	9	28	74	963
KOTAWEHERAMANKADA M.V., VIA BALANGODA.	40	49	51	40	51	49	55	49	10	30	85	1114
SOMADEVI M.V., SEVANAGALA.	100	49	53	42	54	49	48	49	10	30	85	1114
HABARALUWEWA M.V., SEVANAGALA.	37	44	53	46	49	47	46	48	12	33	97	1269
KIRI IBBANWEWA BANDARANAYAKA M.V., SEVANAGALA.	106	50	43	44	51	52	50	48	12	33	97	1269
DHARMALOKA VIDYALAYA SEVANAGALA.	27	40	41	42	59	41	59	47	14	37	110	1441
BODAGAMA MAHA VIDYALAYA, THANAMALWILA.	36	50	51	36	47	44	49	46	15	44	127	1639
HAMBEGAMUWA SECONDARY SCHOOL, THANAMALWILA.	43	43	47	42	45	45	44	44	16	57	154	2013
Total	1127											

SABARAGAMUWA PROVINCE

School Performance Indices – G.C.E. (O/L) Examination – 2021

(Schools with 20 or more candidates)

Province | SABARAGAMUWA
 District | RATNAPURA
 Edu. Zone | RATNAPURA

School	No of Candidates*	Performance Indices of Subjects						School Performance Index	Rank of the School			
		Religion	First Language	English	Science	Mathematics	History		Edu. Zone	District	Province	Island
SEEVALIE M.M.V., RATNAPURA.	272	76	75	76	81	80	79	78	1	1	1	9
EHELIYAGODA M.M.V., EHELIYAGODA.	330	74	71	76	75	74	77	75	2	2	3	17
FERGUSON GIRLS' HIGH SCHOOL, RATNAPURA.	319	69	72	75	73	72	71	72	3	3	5	33
GANKANDA M.M.V., PELMADULLA.	268	70	64	69	69	74	69	69	4	5	7	56
SUMANA BALIKA V., RATNAPURA.	331	67	67	67	63	65	64	66	5	6	10	100
ST. ALOYSIUS MAHA VIDYALA, RATNAPURA.	268	54	55	66	68	66	65	62	6	7	13	176
CHILD JESUS CONVENT, RATNAPURA.	157	64	61	62	57	58	57	60	7	8	15	229
NAWANAGARA KUMARA VIDYALAYA, RATNAPURA.	166	53	49	62	63	60	60	58	8	14	24	292
DHARMALOKA NAVODYA SCHOOL, PELMADULLA.	166	53	55	55	56	56	56	55	9	21	40	458
ELLAWALA PAHALAGAMA VIDYALAYA, ELLAWALA.	26	59	51	49	58	52	61	55	9	21	40	458
EHELIYAGODA DHARMAPALA MAHA VIDYALAYA, EHELIYAGODA.	393	56	52	51	49	51	57	53	11	27	56	610
AL AKSHA MUSLIM MAHA VIDYALAYA, EHELIYAGODA.	67	52	59	54	49	47	49	52	12	30	70	720
EREPOLA SRI MAHINDA MAHA VIDYALAYA, EHELIYAGODA.	88	52	51	49	56	50	50	51	13	35	81	837
KAHANGAMA BAUDDHA MAHA VIDYALAYA, RATNAPURA.	28	58	50	43	50	47	59	51	13	35	81	837
DHARMAPALA MAHA VIDYALAYA, RATNAPURA.	122	47	49	50	52	51	50	50	15	44	94	963
PATAKADA BUDDHIST MAHA VIDYALAYA, PELMADULLA.	82	47	50	51	54	55	45	50	15	44	94	963
BAMBARABOTUWA WIJAYABA M.V., WEWELWATTA.	49	45	41	49	52	54	55	49	17	56	114	1114
RATNAPURA MIHINDU V., RATNAPURA.	123	48	48	53	49	49	48	49	17	56	114	1114
GIRENAGAMA VIDYALAYA, BALANGODA.	31	47	38	44	54	50	55	48	19	63	132	1269
KIRIELLA M.M.V., KIRIELLA.	153	49	48	46	49	46	48	48	19	63	132	1269
MATUWAGALA VIDYALAYA, KIRIELLA.	23	54	48	46	47	44	46	48	19	63	132	1269
KALUANDURA VIDYALAYA, HEWAINNA.	21	52	45	45	48	48	45	47	22	71	146	1441
MAHINDA VIDYALAYA, PELMADULLA.	146	49	45	44	47	50	48	47	22	71	146	1441
SUDAGALA SRI RAHULA MAHA VIDYALAYA, KURUWITA.	24	50	45	48	46	52	43	47	22	71	146	1441

School Performance Indices – G.C.E. (O/L) Examination – 2021

(Schools with 20 or more candidates)

Province	SABARAGAMUWA
District	RATNAPURA
Edu. Zone	RATNAPURA

School	No of Candidates*	Performance Indices of Subjects						School Performance Index	Rank of the School			
		Religion	First Language	English	Science	Mathematics	History		Edu. Zone	District	Province	Island
SRI JINARATHANA M.V., KARANDANA.	41	48	44	47	53	45	42	47	22	71	146	1441
GETAHETTA ANURA M.V., GETAHETTA.	86	51	47	45	43	43	48	46	26	79	164	1639
BATUGEDARA MAHA VIDYALAYA, RATNAPURA.	63	44	47	46	43	46	47	46	26	79	164	1639
SRI KRISHNA MAHA VIDYALAYA, KAHAWATTA.	153	45	50	45	48	47	41	46	26	79	164	1639
KURUWITA M.M.V., KURUWITA.	204	47	44	43	47	47	46	46	26	79	164	1639
PATHBERIYA NARADA M.M.V., PARAKADUWA.	144	47	44	42	45	46	49	46	26	79	164	1639
PUSSELLA MAHA VIDYALAYA, PARAKADUWA.	56	52	44	42	48	41	47	46	26	79	164	1639
GILEEMALE SAMANALA MAHA VIDYALAYA, GILEEMALE.	46	40	36	51	54	46	44	45	32	96	186	1823
KUDAWA VIDYALAYA, RATNAPURA.	27	46	40	42	47	53	40	45	32	96	186	1823
POHORABAWA MAHA VIDYALAYA, PARAKADUWA.	36	44	43	41	43	46	51	45	32	96	186	1823
SRI PADA MADHYA MAHA VIDYALAYA, SRI PALABADDALA.	84	44	39	40	52	49	45	45	32	96	186	1823
BOPETTA MAHA VIDYALAYA, GETAHETTA.	24	50	47	44	37	43	45	44	36	104	202	2013
ERATNA MAHA VIDYALAYA, ERATNA.	78	45	43	40	46	44	44	44	36	104	202	2013
RATGANGA TAMIL VIDYALAYA, GALLELLA.	32	37	41	55	55	48	26	44	36	104	202	2013
SRI RAHULA VIDYALAYA, LELLOPITIYA.	63	47	41	44	42	49	38	44	36	104	202	2013
UDUMATTA MIHINDU VIDYALAYA, EHELIYAGODA.	110	46	45	42	43	43	45	44	36	104	202	2013
BULUGAHATENNA MAHA VIDYALAYA, DELA.	36	41	37	42	45	49	42	43	41	118	222	2207
GALLELLA MAHA VIDYALAYA, RATNAPURA.	46	49	44	40	42	40	45	43	41	118	222	2207
BATUHENA MAHA VIDYALAYA, HIDELLANA.	105	42	42	40	44	45	41	42	43	125	236	2394
SRI GNANANANDA V., PELMADULLA.	25	52	39	36	39	42	45	42	43	125	236	2394
ELLAWALA M.V., ELLAWALA.	52	47	42	37	38	42	41	41	45	134	250	2565
ANANDA VIDYALAYA, HIDELLANA.	57	38	40	39	41	46	39	41	45	134	250	2565
MALWALA MAHA VIDYALAYA, RATNAPURA.	81	43	43	37	39	43	42	41	45	134	250	2565
WIJAYA KUMARATUNGA V., KURUWITA.	32	43	40	41	44	38	39	41	45	134	250	2565

School Performance Indices – G.C.E. (O/L) Examination – 2021

(Schools with 20 or more candidates)

Province	SABARAGAMUWA
District	RATNAPURA
Edu. Zone	RATNAPURA

School	No of Candidates*	Performance Indices of Subjects						School Performance Index	Rank of the School			
		Religion	First Language	English	Science	Mathematics	History		Edu. Zone	District	Province	Island
PATHAGAMA MAHA VIDYALAYA, KURUWITA.	41	43	40	35	45	41	40	41	45	134	250	2565
THALAVITIYA SIRISAMAN VIDYALAYA, EHEDIYAGODA.	36	44	43	34	41	40	44	41	45	134	250	2565
AL-MAKKIYA MUSLIM MAHA VIDYALAYA, RATNAPURA.	60	41	39	48	35	39	37	40	51	147	267	2712
AMUHENKANDA SRI WIMALASARA M.V., PARAKADUWA.	67	40	36	35	45	40	41	40	51	147	267	2712
DODAMPE SRI RAHULA MAHA VIDYALAYA, DODAMPE.	45	38	39	40	40	39	38	39	53	154	281	2871
KUMARA M.V., KURUWITA.	76	43	38	31	39	39	41	39	53	154	281	2871
NUGADANDA MAHA VIDYALAYA, KALATUWAWA.	24	40	38	33	43	44	36	39	53	154	281	2871
ST. LUKES' MAHA VIDYALAYA RATNAPURA.	60	37	34	42	45	41	34	39	53	154	281	2871
SRI SARANAJOTHI THISSA VIDYALAYA, KURUWITA.	27	40	37	35	39	36	41	38	57	163	291	2969
PUNCHIGAMA SIDUHATH VIDYALAYA, GALLELLA.	23	46	38	31	39	38	37	38	57	163	291	2969
RAJAKEEYA VIDYALAYA, RATNAPURA.	46	37	35	36	37	33	35	36	59	167	300	3161
SRI SUMANA MAHA VIDYALAYA, RATNAPURA.	43	35	37	37	37	36	33	36	59	167	300	3161
KALAIMAGAL TAMIL VIDYALAYA RATNAPURA.	62	41	39	31	30	34	34	35	61	169	305	3224
HIDELLENA TAMIL VIDYALAYA, RATHNAPURA.	32	35	34	33	31	42	29	34	62	174	311	3281
RATNAPURA TAMIL MAHA VIDYALAYA, RATNAPURA.	72	36	36	38	32	37	25	34	62	174	311	3281
SEEVALIE M.V., RATNAPURA.	28	34	33	38	32	30	30	33	64	177	317	3325
SRI SUMANA SENIOR PIRIVENA, EHEDIYAGODA.	20	31	29	28	27	33	31	30	65	183	325	3412
PELMADULLA TAMIL VIDYALAYA, KAHAWATTA.	62	25	34	27	22	24	22	26	66	185	331	3456
Total	6158											

* School Candidates (1st attempt)

School Performance Indices – G.C.E. (O/L) Examination – 2021

(Schools with 20 or more candidates)

Province | SABARAGAMUWA
District | RATNAPURA
Edu. Zone | BALANGODA

School	No of Candidates*	Performance Indices of Subjects						School Performance Index	Rank of the School			
		Religion	First Language	English	Science	Mathematics	History		Edu. Zone	District	Province	Island
BALANGODA ANANDA MAITHREYA MADYA MAHA VIDYALAYA BALANGODA.	282	72	67	71	73	73	71	71	1	4	6	38
BALANGODA ST. AGNES BALIKA MAHA VIDYALAYA, BALANGODA.	100	60	58	60	61	58	58	59	2	11	18	252
UDARANWALA VIDYALAYA, GODAKAWELA.	20	56	54	49	67	54	61	57	3	18	30	338
KARAGASTHALAWA MAHA VIDYALAYA, BELIHULOYA.	63	54	56	54	59	58	57	56	4	19	35	388
RAJAWAKA VIDYALAYA BALANGODA.	41	55	51	58	60	55	50	55	5	21	40	458
OPANAYAKA VIDYAKARA M.V., OPANAYAKA.	106	50	51	50	51	54	56	52	6	30	70	720
KONGASTENNA VIDYALAYA, BALANGODA.	60	51	50	48	53	47	57	51	7	35	81	837
BALANGODA VIDYALOKA MAHA VIDYALAYA, BALANGODA.	203	52	46	50	54	51	54	51	7	35	81	837
SRI BUDDHA JAYANTHI M.M.V., BALANGODA.	233	50	46	48	51	50	53	50	9	44	94	963
SRI WALAGAMBA MAHA VIDYALAYA, BALANGODA.	64	53	49	45	56	47	51	50	9	44	94	963
UDAGAMA M.V., BALANGODA.	176	53	51	48	51	50	49	50	9	44	94	963
DAAMAHANA MAHA VIDYALAYA, BALANGODA.	61	46	47	49	52	52	46	49	12	56	114	1114
DANDENIYA VIDYALAYA, OPANAYAKA.	27	46	48	46	51	47	48	48	13	63	132	1269
UDAWELA M.V., OPANAYAKA.	33	47	45	45	51	48	52	48	13	63	132	1269
SRI SHARIPUTHRA M.V., BALANGODA.	40	47	50	42	44	50	47	47	15	71	146	1441
ALUTHNUWARA SHASTRALANKARA VIDYALAYA, IMBULPE.	23	53	46	42	48	45	44	46	16	79	164	1639
C.C.TAMIL MAHA VIDYALAYA, BALANGODA.	103	46	51	46	38	44	53	46	16	79	164	1639
HUNUWALA DHARMARAJA MAHA VIDYALAYA, OPANAYAKA.	74	50	41	45	45	46	47	46	16	79	164	1639
MEDABEDDA MAHA VIDYALAYA, BALANGODA.	43	50	45	36	49	45	50	46	16	79	164	1639
MEDDEKANDA MAHA VIDYALAYA, BALANGODA.	29	45	44	41	46	52	49	46	16	79	164	1639
RASSAGALA VIDYALAYA, BALANGODA.	30	52	40	41	42	46	53	46	16	79	164	1639
JEILANY CENTRAL COLLEGE, BALANGODA.	94	45	48	54	39	42	43	45	22	96	186	1823
HINDU VIDYALAYA, BALANGODA.	54	46	51	41	42	44	42	44	23	104	202	2013
BALANGODA KANAGANAYAGAM TAMIL CENTRAL COLLEGE, BALANGODA.	78	42	46	47	38	45	40	43	24	118	222	2207

School Performance Indices – G.C.E. (O/L) Examination – 2021

(Schools with 20 or more candidates)

Province	SABARAGAMUWA
District	RATNAPURA
Edu. Zone	BALANGODA

School	No of Candidates*	Performance Indices of Subjects						School Performance Index	Rank of the School			
		Religion	First Language	English	Science	Mathematics	History		Edu. Zone	District	Province	Island
RATHMALAVINNA MAHA VIDYALAYA, BALANGODA.	57	44	41	39	42	46	46	43	24	118	222	2207
WELIPATHAYAYA MAHA VIDYALAYA, BALANGODA.	24	47	46	40	40	45	42	43	24	118	222	2207
BANDARANAYAKA M.V., BALANGODA.	21	41	44	33	50	39	39	41	27	134	250	2565
BELIHULOYA DHAMMARATHANA M.VIDYALAYA, BELIHULOYA.	31	43	49	39	36	39	39	41	27	134	250	2565
PINNAWALA TAMIL MAHA VIDYALAYA, BALANGODA.	36	42	50	35	39	44	37	41	27	134	250	2565
SRI VAJIRAWANSA MAHA VIDYALAYA., PALLEBEDDA.	65	44	40	39	40	41	35	40	30	147	267	2712
EGODA WALEBODA V., BALANGODA.	33	35	38	32	47	45	42	40	30	147	267	2712
SRI NARADA MAHA VIDYALAYA, BALANGODA.	75	41	36	39	40	41	35	39	32	154	281	2871
GALPAYA VIDYALAYA, PALLEBEDDA.	21	34	31	25	34	34	27	31	33	181	323	3391
SRI DHARMANANDA VIDYATHANA PIRIVENA, BALANGODA.	31	30	29	35	29	33	31	31	33	181	323	3391
Total	2431											

* School Candidates (1st attempt)

School Performance Indices – G.C.E. (O/L) Examination – 2021

(Schools with 20 or more candidates)

Province | SABARAGAMUWA
District | RATNAPURA
Edu. Zone | NIVITIGALA

School	No of Candidates*	Performance Indices of Subjects						School Performance Index	Rank of the School			
		Religion	First Language	English	Science	Mathematics	History		Edu. Zone	District	Province	Island
KALAWANA NATIONAL SCHOOL, KALAWANA.	229	59	58	62	61	61	59	60	1	8	15	229
KARAWITA M.M.V., UDAKARAWITA.	150	54	53	53	51	55	49	53	2	27	56	610
AYAGAMA SRI RAHULA MADHYA MAHA VIDYALAYA, AYAGAMA.	135	51	48	47	59	52	53	52	3	30	70	720
DELWALA M.V., RATNAPURA.	27	51	54	51	51	48	50	51	4	35	81	837
ELAPATHA M.VIDYALAYA, RATNAPURA.	121	50	48	47	55	51	53	51	4	35	81	837
KOLAMBAGAMA MAHANAMA MAHA VIDYALAYA, NIVITHIGALA.	34	55	51	51	46	51	50	51	4	35	81	837
GAWARAGIRIYA MAHA VIDYALAYA, GAWARAGIRIYA.	21	58	52	46	55	46	43	50	7	44	94	963
HAWUPE NAWALAKANDA MAHA VIDYALAYA, KAHAWATTA.	58	55	49	46	48	51	51	50	7	44	94	963
KALAWANA GAMINI MADHYA MAHA VIDYALAYA, KALAWANA.	156	51	51	51	45	51	50	50	7	44	94	963
NIVITIGALA SUMANA M.M.V., NIVITIGALA.	127	49	47	51	54	48	51	50	7	44	94	963
POTHUPITIYA M. VID., KALAWANA.	38	53	53	43	47	46	54	49	11	56	114	1114
KAHAWATTA M.M.V., KAHAWATTA.	184	47	48	46	49	53	46	48	12	63	132	1269
RAMBUKA MAHA VIDYALAYA, RAKWANA.	69	49	48	43	48	45	48	47	13	71	146	1441
NIL MINIPURA VIDYALAYA, NIVITHIGALA.	22	42	49	56	46	42	47	47	13	71	146	1441
GALATURA M.V., RATNAPURA.	21	43	47	40	46	53	46	46	15	79	164	1639
HALDOLA VID., RATNAPURA.	22	45	41	34	52	49	54	46	15	79	164	1639
KARANGODA MAHA VIDYALAYA, RATNAPURA.	25	42	40	48	50	48	48	46	15	79	164	1639
DELA MAHA VIDYALAYA, DELA.	29	43	43	47	45	44	46	45	18	96	186	1823
ENDANA PRIMARY SCHOOL, KAHAWATTA.	44	46	44	36	45	46	48	44	19	104	202	2013
HANGAMUWA SRI RATNODAYA M.V., RATNAPURA.	28	46	45	39	48	43	41	44	19	104	202	2013
MEEPAGAMA JAYANTHI MAHA VIDYALAYA, KALAWANA.	86	41	45	36	42	44	42	42	21	125	236	2394
PEBOTUWA MAHA VIDYALAYA, PEBOTUWA.	42	43	44	37	40	44	41	42	21	125	236	2394
WATAPOTHA M. VID., WATAPOTHA.	28	43	44	46	45	35	41	42	21	125	236	2394
WEDDAGALA SOUTH M.V., KALAWANA.	36	48	44	38	36	41	41	41	24	134	250	2565

School Performance Indices – G.C.E. (O/L) Examination – 2021

(Schools with 20 or more candidates)

Province	SABARAGAMUWA
District	RATNAPURA
Edu. Zone	NIVITIGALA

School	No of Candidates*	Performance Indices of Subjects						School Performance Index	Rank of the School			
		Religion	First Language	English	Science	Mathematics	History		Edu. Zone	District	Province	Island
PALAWELA SRI RATNAKARA M.V., UDANIRIELLA.	35	36	43	33	44	42	39	40	25	147	267	2712
KEHELOWITIGAMA VIDYALAYA, UDA-NIRIELLA.	21	37	40	39	42	40	33	39	26	154	281	2871
GABELLA M.V., KAHAWATTA.	22	40	35	32	38	38	37	37	27	166	296	3058
N.MEENATCHIYAMMAAL SCHOOL, KAHAWATTA.	32	39	38	40	26	36	33	35	28	169	305	3224
WATHUPITIYA VID., UDAKARAVITA.	27	38	32	31	38	34	33	34	29	174	311	3281
DELA TAMIL MAHA VIDYALAYA, DELA.	51	39	39	31	28	32	29	33	30	177	317	3325
GAJANAYAKA M.V., KAHAWATTA.	22	30	34	26	39	37	30	33	30	177	317	3325
HORAHINELLA SUMANA V., KAHAWATTA.	23	32	32	30	39	35	26	32	32	180	322	3361
HOUPE TAMIL VIDYALAYA, KAHAWATTA.	39	34	39	25	20	26	28	29	33	184	328	3425
Total	2004											

* School Candidates (1st attempt)

School Performance Indices – G.C.E. (O/L) Examination – 2021

(Schools with 20 or more candidates)

Province | SABARAGAMUWA
 District | RATNAPURA
 Edu. Zone | EMBILIPITIYA

School	No of Candidates*	Performance Indices of Subjects						School Performance Index	Rank of the School			
		Religion	First Language	English	Science	Mathematics	History		Edu. Zone	District	Province	Island
SRI BODHIRAJA VIDYALAYA, EMBILIPITIYA.	43	59	60	78	50	53	57	60	1	8	15	229
EMBILIPITIYA PRESIDENT MADHYA MAHA VIDYALAYA, EMBILIPITIYA.	467	57	56	60	62	60	57	59	2	11	18	252
RAHULA NATIONAL SCHOOL, GODAKAWELA.	278	57	53	56	62	61	62	59	2	11	18	252
GODAWELA MAHA VIDYALAYA, OMALPE.	34	56	52	56	60	62	62	58	4	14	24	292
RANCHAMADAMA VIDYALAYA, KOLAMBAGEARA.	21	59	57	49	66	58	60	58	4	14	24	292
KULARATHNA M.M.V., GODAKAWELA.	205	58	55	56	59	58	59	58	4	14	24	292
EMBILIPITIYA MAHA VIDYALAYA, EMBILIPITIYA.	92	57	55	55	54	54	58	56	7	19	35	388
EMBILIPITIYA ROYAL COLLEGE EMBILIPITIYA.	224	56	53	54	58	53	55	55	8	21	40	458
BUTHKANDA VIDYALAYA, BORALUWAGEAINA.	23	56	53	53	53	55	56	54	9	25	49	527
PINNAKANDA VIDYALAYA, GODAKAWELA.	21	55	51	53	59	53	50	54	9	25	49	527
OMALPE MAHA VIDYALAYA, OMALPE.	32	51	49	49	57	55	54	53	11	27	56	610
KOLONNA MAHA VIDYALAYA, KOLONNA.	112	53	54	49	53	47	54	52	12	30	70	720
ST. JOHN'S TAMIL MAHA VIDYALAYA, RAKWANA.	107	57	56	53	45	52	50	52	12	30	70	720
AIGBURTH TAMIL VIDYALAYA, BULUTOTA.	28	58	59	46	51	52	42	51	14	35	81	837
KELLAGAMA SRI SUNANDA MAHA VIDYALAYA KOLONNA.	66	55	53	54	44	49	51	51	14	35	81	837
ASSALAM MAHA VIDYALAYA, RAKWANA.	42	49	51	49	53	47	49	50	16	44	94	963
BULUTHOTA VIDYALAYA, BULUTHOTA.	22	45	45	45	60	46	56	50	16	44	94	963
WIJERIYA SUMANA M.V., VIA RAKWANA.	41	50	61	46	50	45	49	50	16	44	94	963
CHANDRIKAWEWA JAYANTHI MAHA VIDYALAYA, PADALANGALA.	197	53	47	42	50	53	49	49	19	56	114	1114
HALMILLAKETIYA M.V., THUNKAMA.	82	50	45	49	54	48	48	49	19	56	114	1114
KAWANTHISSAPURA VIDYALAYA, EMBILIPITIYA.	47	51	50	38	51	50	51	49	19	56	114	1114
JANDURA MAHA VIDYALAYA, PANAMURA.	52	51	46	43	48	44	53	48	22	63	132	1269
RATNALOKA M.V., RAKWANA.	111	49	43	56	45	50	46	48	22	63	132	1269
KOLAMBAGEARA MAHA VIDYALAYA, KOLAMBAGEARA.	135	48	43	49	46	46	49	47	24	71	146	1441

* School Candidates (1st attempt)

School Performance Indices – G.C.E. (O/L) Examination – 2021

(Schools with 20 or more candidates)

Province | SABARAGAMUWA
District | RATNAPURA
Edu. Zone | EMBILIPITIYA

School	No of Candidates*	Performance Indices of Subjects						School Performance Index	Rank of the School			
		Religion	First Language	English	Science	Mathematics	History		Edu. Zone	District	Province	Island
DORAPANE MAHA VIDYALAYA, OMALPE.	69	48	44	44	44	47	51	46	25	79	164	1639
MULENDIYAWALA VID., MULENDIYAWALA.	41	50	40	46	49	50	43	46	25	79	164	1639
KUMBURUGAMUWA MAHA VIDYALAYA, GODAKAWELA.	36	48	39	36	52	42	50	45	27	96	186	1823
THUNKAMA MAHA VIDYALAYA, THUNKAMA.	44	48	45	43	38	48	50	45	27	96	186	1823
BIBILEGAMA M.V., GODAKAWELA.	21	50	43	39	43	43	47	44	29	104	202	2013
BODHIMALUWA VIDYALAYA, KOLAMBAGEARA.	78	47	43	44	44	43	41	44	29	104	202	2013
DEMUWATA MAHA VIDYALAYA, RAKWANA.	55	45	44	38	46	48	45	44	29	104	202	2013
GANGEYAYA V., EMBILIPITIYA.	26	43	38	39	48	48	48	44	29	104	202	2013
PANAMURA MAHA VIDYALAYA PANAMURA.	62	48	45	39	46	48	38	44	29	104	202	2013
UDAWALAWA MAHA VIDYALAYA, UDAWALAWA.	147	46	43	39	45	44	45	44	29	104	202	2013
HIRAMADAGAMA MAITHRIYA M.V., KAHAWATTA.	33	47	40	40	45	45	41	43	35	118	222	2207
MORAKETIYA MAHA VIDYALAYA, EMBILIPITIYA.	79	43	44	41	43	44	42	43	35	118	222	2207
WALAWANADEE VIDYALAYA, PADALANGALA.	27	46	36	38	44	53	36	42	37	125	236	2394
WEERABA MODEL VIDYALAYA, EMBILIPITIYA.	60	46	45	41	41	42	39	42	37	125	236	2394
SRI SARANANDA VID., KOLONNA.	30	39	42	37	47	43	44	42	37	125	236	2394
THORAKOLAYAYA M.V., MULENDIYAWALA.	29	47	45	37	42	44	37	42	37	125	236	2394
MADAMPE NO:2 TAMIL VIDYALAYA, RAKWANA,	34	47	49	35	34	39	43	41	41	134	250	2565
PALLEBEDDA MAHA VIDYALAYA, PALLEBEDDA.	106	43	42	36	44	40	39	41	41	134	250	2565
WELKENIYAYA SRI DHAMMASENA V., GODAKAWELA.	25	42	43	38	35	47	43	41	41	134	250	2565
MODARAWANA VIDYALAYA, EMBILIPITIYA.	26	47	39	35	44	37	39	40	44	147	267	2712
SPRINGWOOD TAMIL VIDYALAYA, RAKWANA.	38	47	47	35	31	40	42	40	44	147	267	2712
BALAVINNA MAHA VIDYALAYA, GODAKAWELA.	23	39	38	34	42	40	42	39	46	154	281	2871
ITTAKANDA SINGHARAJA MAHA VIDYALAYA, ITTAKANDA.	20	43	39	32	44	35	39	39	46	154	281	2871
KARAWILAYAYA M.V., THUNKAMA.	31	44	39	34	39	39	41	39	46	154	281	2871

School Performance Indices – G.C.E. (O/L) Examination – 2021

(Schools with 20 or more candidates)

Province	SABARAGAMUWA
District	RATNAPURA
Edu. Zone	EMBILIPITIYA

School	No of Candidates*	Performance Indices of Subjects						School Performance Index	Rank of the School			
		Religion	First Language	English	Science	Mathematics	History		Edu. Zone	District	Province	Island
WALALGODA VIDYALAYA, PANAMURA.	22	39	39	35	36	43	38	49	163	291	2969	
ALPITIYA SRI SIDDHARTHA MAHA VIDYALAYA, GODAKAWELA.	37	33	34	34	35	41	32	50	169	305	3224	
KOSWETIYA VIDYALAYA, PALLEBEDDA.	21	35	40	30	39	33	34	50	169	305	3224	
MADAMPE VIJAYA MAHA VIDYALAYA, ATAKALANPANNA.	59	33	30	31	39	38	37	50	169	305	3224	
Total	3761											

* School Candidates (1st attempt)

School Performance Indices – G.C.E. (O/L) Examination – 2021

(Schools with 20 or more candidates)

Province | SABARAGAMUWA
District | KEGALLE
Edu. Zone | KEGALLE

School	No of Candidates*	Performance Indices of Subjects						School Performance Index	Rank of the School			
		Religion	First Language	English	Science	Mathematics	History		Edu. Zone	District	Province	Island
ST. JOSEPH'S BALIKA MAHA VIDYALAYA, KEGALLE.	356	72	71	75	72	74	71	73	1	2	4	25
KEGALLE BALIKA M.V., KEGALLE.	313	69	66	70	66	67	65	67	2	3	8	83
DUDLEY SENANAYAKA MADHYA MAHA VIDYALAYA, THOLANGAMUWA.	223	64	62	66	64	63	62	64	3	5	11	136
KEGALLE M.V., KEGALLE.	267	61	56	65	67	68	61	63	4	6	12	157
ST.MARY'S MAHA VIDYALAYA, KEGALLE.	221	54	54	62	60	60	58	58	5	11	24	292
BAMUNUGAMA MALIYADEWA KANISHTA VIDYALAYA, DEWALEGAMA.	69	59	51	53	58	59	56	56	6	17	35	388
SWARNA JAYANTHI M.V., KEGALLE.	294	57	53	57	55	59	53	56	6	17	35	388
BANDARANAYAKE M.V., HETTIMULLA.	269	54	51	52	56	56	54	54	8	25	49	527
RANWALA MAHANAGA M.V., KEGALLE.	153	55	53	53	53	56	53	54	8	25	49	527
NANGALLA MUSLIM VIDYALAYA, THULHIRIYA.	32	49	53	57	53	52	55	53	10	30	56	610
BOYAGAMA MAHA VIDYALAYA, GALIGAMUWA TOWN.	45	57	49	45	46	58	54	52	11	41	70	720
GALIGAMUWA MADHYA MAHA VIDYALAYA, GALIGAMUWA TOWN.	166	53	51	51	53	52	53	52	11	41	70	720
DEDIGAMA PERAKUMBA M.V., DEDIGAMA.	170	52	48	49	50	49	52	50	13	51	94	963
GETIYAMULLA GAMINI ABHAYA M.V., ALAWATURA.	81	55	53	47	47	48	51	50	13	51	94	963
HETTEMULLA NEW K. VIDYALAYA, HETTEMULLA.	140	56	51	44	46	49	51	50	13	51	94	963
KOBBEWALA KEERTHIRATNA MAHA VIDYALAYA, GALIGAMUWA TOWN.	44	50	45	46	53	51	50	49	16	59	114	1114
PINDENIYA VIDYA CHACKRAWARTHI M.M.V., ATALA.	92	49	45	46	51	53	50	49	16	59	114	1114
DHARMASIRI SENANAYAKA MAHA VIDYALAYA, THULHIRIYA.	166	49	50	49	48	49	48	49	16	59	114	1114
ALGAMA M.M.V., ALGAMA.	98	50	49	45	49	51	51	49	16	59	114	1114
ARANDARA KANISHTA VIDYALAYA, ATALA.	26	45	48	37	49	55	55	48	20	70	132	1269
BABUL HASSAN C.C.V., WARAKAPOLA.	65	50	47	52	45	46	49	48	20	70	132	1269
MORADANA MAHA VIDYALAYA, UNDUGODA.	33	51	47	42	47	51	52	48	20	70	132	1269
BELIGALA BODHIRAJA MAHA VIDYALAYA, BELIGALA.	48	51	44	46	45	50	44	47	23	76	146	1441
KEGALLE MUSLIM MAHA VIDYALAYA, KEGALLE.	21	47	46	50	42	47	49	47	23	76	146	1441
NIWATUWA MAHA VIDYALAYA, WARAKAPOLA.	27	52	51	36	49	46	49	47	23	76	146	1441

School Performance Indices – G.C.E. (O/L) Examination – 2021

(Schools with 20 or more candidates)

Province | SABARAGAMUWA
District | KEGALLE
Edu. Zone | KEGALLE

School	No of Candidates*	Performance Indices of Subjects						School Performance Index	Rank of the School			
		Religion	First Language	English	Science	Mathematics	History		Edu. Zone	District	Province	Island
WALAGAMA M.V., DEVALEGAMA.	91	54	44	40	48	49	46	47	23	76	146	1441
DEEWELA MAHA VIDYALAYA, PALLEGAMA.	35	50	45	41	43	46	51	46	27	86	164	1639
WARAKAPOLA GAMINI MAHA VIDYALAYA, WARAKAPOLA.	36	48	46	45	48	45	42	46	27	86	164	1639
ALAPALAWALA MAHA VIDYALAYA, WATHURA.	24	47	39	51	43	41	47	45	29	91	186	1823
AMPE MODEL SCHOOL, KOTIYAKUMBURA.	24	43	48	40	42	40	58	45	29	91	186	1823
KIVULDENIYA MAHANAGA M.VIDYALAYA, GALAPITAMADA.	42	48	42	42	40	46	46	44	31	99	202	2013
MORAWAKA KANISHTA VIDYALAYA, NELUNDENIYA.	29	48	44	44	40	43	43	44	31	99	202	2013
GODAWELA PRAGNANANDA MAHA VIDYALAYA, DANOWITA.	29	45	49	32	43	43	44	43	33	105	222	2207
MAINNOLUWA MAHA VIDYALAYA, WARAKAPOLA.	51	47	46	41	41	43	41	43	33	105	222	2207
OTHNAPITIYA KANISHTA VIDYALAYA, NELUNDENIYA.	25	48	37	38	42	43	48	43	33	105	222	2207
ST. MARY'S TAMIL MAHA VIDYALAYA, KEGALLE.	49	42	43	51	38	47	39	43	33	105	222	2207
DORAWAKA SIRINIWASA MAHA VIDYALAYA, DORAWAKA.	73	46	43	38	39	41	42	42	37	112	236	2394
PANAKAWA MAHA VIDYALAYA, KEGALLE.	24	47	40	44	39	40	44	42	37	112	236	2394
SENANAYAKA MAHA VIDYALAYA, MAHAPALLEGAMA.	41	41	41	38	44	46	39	42	37	112	236	2394
HUMGAMPOLA MAHA VIDYALAYA, MORONTHOTA.	20	47	40	36	40	38	43	41	40	117	250	2565
MABOPITIYA M.V., UNDUGODA.	34	42	42	37	39	41	45	41	40	117	250	2565
PUWAKDENIYA KANISHTA VIDYALAYA, KEGALLE.	38	42	39	42	39	42	38	40	42	121	267	2712
WALAGAMBA KANISHTA VIDYALAYA, KEGALLE.	42	42	38	42	40	41	38	40	42	121	267	2712
AMBEPUSSA MAHA VIDYALAYA WARAKAPOLA.	59	43	41	41	34	39	35	39	44	128	281	2871
DAMUNUPOLA KANISHTA VIDYALAYA, DAMUNUPOLA.	27	41	33	38	35	37	32	36	45	134	300	3161
DHARMAPALA KANISHTA VIDYALAYA, KEGALLE.	28	38	33	39	35	31	41	36	45	134	300	3161
IDDAMALPANA MAHA VIDYALAYA, ATALE.	25	35	33	37	38	34	35	35	47	137	305	3224
HAKAHINNA MAHA VIDYALAYA, HAKAHINNA.	23	38	36	31	31	34	33	34	48	138	311	3281
VIDYAPRAKASHA VIDYAYATHANAYA, WARAKAPOLA.	32	34	31	29	26	29	32	30	49	143	325	3412
Total	4320											

School Performance Indices – G.C.E. (O/L) Examination – 2021

(Schools with 20 or more candidates)

Province | SABARAGAMUWA
 District | KEGALLE
 Edu. Zone | MAWANELLA

School	No of Candidates*	Performance Indices of Subjects						School Performance Index	Rank of the School			
		Religion	First Language	English	Science	Mathematics	History		Edu. Zone	District	Province	Island
PINNAWALA M.M.V., RAMBUKKANA.	213	77	76	78	78	76	79	77	1	1	2	10
RIVISANDA M.M.V., USSAPITIYA.	232	55	57	60	62	61	60	59	2	8	18	252
MAURAPADA MADHYA MAHA VIDYALAYA, MAWANELLA.	228	55	53	60	64	57	58	58	3	11	24	292
BADHURIYA MUSLIM CENTRAL COLLEGE, MAWANELLA.	226	57	52	64	54	56	56	57	4	13	30	338
ZAHIRA M.M.V., MAWANELLA.	278	57	55	65	55	54	57	57	4	13	30	338
WEGANTALE MAHA VIDYALAYA, MAWANELLA.	31	55	49	48	70	53	60	56	6	17	35	388
AL ASHAR MUSLIM MAHA VIDYALAYA, HEMMATAGAMA.	118	59	51	57	54	54	57	55	7	20	40	458
DARUL ULUM MAHA VIDYALAYA, RAMBUKKANA.	35	51	53	60	53	52	58	55	7	20	40	458
GANETENNA MAHA VIDYALAYA, HINGULA.	54	53	43	48	62	61	60	55	7	20	40	458
KOTTEGODA MUSLIM KANISHTA VIDYALAYA, HEMMATAGAMA.	22	58	51	52	48	53	69	55	7	20	40	458
TALGASPITIYA MUSLIM VIDYALAYA, ARANAYAKA.	38	61	53	60	45	58	55	55	7	20	40	458
SUJATHA KANISHTA VIDYALAYA, RAMBUKKANA.	238	54	51	51	54	57	59	54	12	25	49	527
AMBULUGALA MAHA VIDYALAYA, MAWANELLA.	37	54	48	47	55	55	59	53	13	30	56	610
DELGAHAGODA MUSLIM V., HINGULA.	24	57	52	53	58	52	48	53	13	30	56	610
DELIWALA M.V., RAMBUKKANA	25	50	46	55	56	56	57	53	13	30	56	610
DIPPITIYA MUSLIM M.V., ARANAYAKA.	36	58	50	57	50	49	56	53	13	30	56	610
TAMMITA KANISHTA VIDYALAYA, USSAPITIYA.	21	53	51	44	55	50	62	53	13	30	56	610
VIDYADEEPA MAHA VIDYALAYA , MAWANELLA.	40	58	56	44	50	55	54	53	13	30	56	610
MEDERIGAMA MAHA VIDYALAYA, HINGULA.	87	48	49	54	54	56	51	52	19	41	70	720
MEEDUMA SRI SUMANGALA VIDYALAYA, RAMBUKKANA.	29	53	46	51	55	49	57	52	19	41	70	720
PARAPE MAHA VIDYALAYA, RAMBUKKANA.	23	56	50	47	47	53	58	52	19	41	70	720
DEVI BALIKA MAHA VIDYALAYA, HEMMATAGAMA.	22	57	53	49	43	54	47	51	22	47	81	837
PARAKKRAMA MAHA VIDYALAYA, RAMBUKKANA.	167	53	48	48	51	53	54	51	22	47	81	837
MUWAPITIYA MAHA VIDYALAYA, RAMBUKKANA.	42	54	50	48	46	49	54	50	24	51	94	963

School Performance Indices – G.C.E. (O/L) Examination – 2021

(Schools with 20 or more candidates)

Province | SABARAGAMUWA
District | KEGALLE
Edu. Zone | MAWANELLA

School	No of Candidates*	Performance Indices of Subjects						School Performance Index	Rank of the School			
		Religion	First Language	English	Science	Mathematics	History		Edu. Zone	District	Province	Island
NAGARAGIRI MAHA VIDYALAYA, HEMMATAGAMA.	127	51	50	45	53	49	52	50	24	51	94	963
NOORANIYA MUSLIM MAHA VIDYALAYA, DEWANAGALA.	60	52	47	62	43	46	51	50	24	51	94	963
BEMINIWATTA MAHA VIDYALAYA, MAWANELLA.	71	49	45	46	51	50	54	49	27	59	114	1114
MADULBOWA MUSLIM MAHA VIDYALAYA, HEMMATAGAMA.	24	52	45	57	42	51	47	49	27	59	114	1114
SRI SUMANGALA KANISHTA VIDYALAYA, USSAPITIYA.	116	50	48	50	49	51	46	49	27	59	114	1114
UTUWANKANDA KANISHTA VIDYALAYA, MAWANELLA.	27	51	47	53	49	49	46	49	27	59	114	1114
BALAWATHGAMA MAHA VIDYALAYA, DEWANAGALA.	81	50	49	44	45	52	47	48	31	70	132	1269
KEHELWATTA MAHA VIDYALAYA, WATURA.	39	52	39	47	52	49	47	48	31	70	132	1269
GALATARA UDUWEWELA M.V., GALATARA.	21	51	53	41	47	45	43	47	33	76	146	1441
KOTAWELLA KANISHTA VIDYALAYA, RAMBUKKANA.	23	52	47	37	46	50	46	46	34	86	164	1639
ASOKA MAHA VIDYALAYA, RAMBUKKANA.	107	44	42	42	44	48	50	45	35	91	186	1823
BEDDEWELA MAHA VIDYALAYA, MAKEHELWALA.	77	46	43	42	45	47	47	45	35	91	186	1823
MAWA/HIRIWADUNNA MAHA VIDYALAYA, HIRIWADUNNA.	83	46	42	44	47	47	45	45	35	91	186	1823
USSAPITIYA BODHIRAJA KANISHTA VIDYALAYA, USSAPITIYA.	37	46	46	45	38	45	48	45	35	91	186	1823
DIPPITIYA RAJAGIRI MAHA VIDYALAYA, ARANAYAKA.	152	46	42	43	42	43	46	44	39	99	202	2013
KADIGAMUWA VIDYATHILAKA VIDYALAYA, PATHTHAMPITIYA.	21	49	43	38	40	45	46	44	39	99	202	2013
MANIKKAWA KANISHTA VIDYALAYA, HINGULA.	27	45	43	41	46	42	45	44	39	99	202	2013
MOLAGODA JAYAPALA M.V., MOLAGODA.	85	46	43	45	45	43	44	44	39	99	202	2013
MADEENA MUSLIM VIDYALAYA, HINGULA.	21	45	42	46	39	40	43	43	43	105	222	2207
HEWADIWELA M.V., HEWADIWELA.	27	40	39	38	41	45	39	40	44	121	267	2712
DANAGAMA MUSLIM V., MAWANELLA.	25	41	36	42	32	38	31	37	45	131	296	3058
HATHGAMPALA MAHA VIDYALAYA, ARANAYAKA.	32	40	37	35	34	34	36	36	46	134	300	3161
MANADEE MAHA VIDYALAYA, ARANAYAKA.	20	36	33	36	36	36	26	34	47	138	311	3281
Total	3569											

School Performance Indices – G.C.E. (O/L) Examination – 2021

(Schools with 20 or more candidates)

Province | SABARAGAMUWA
District | KEGALLE
Edu. Zone | DEHIOWITA

School	No of Candidates*	Performance Indices of Subjects						School Performance Index	Rank of the School			
		Religion	First Language	English	Science	Mathematics	History		Edu. Zone	District	Province	Island
RAJASINGHE M.M.V., RUWANWELLA.	267	67	65	67	69	68	68	67	1	3	8	83
AL-AKEEL MUSLIM M.V., KOTIYAKUMBURA.	47	55	56	60	71	69	60	62	2	7	13	176
NAPAWALA MUSLIM MAHA VIDYALAYA, AVISSAWELLA.	35	55	53	59	63	54	69	59	3	8	18	252
SIRISAMAN M.M.V. DERANIYAGALA.	184	60	59	57	56	61	62	59	3	8	18	252
GARAGODA MUSLIM M.V., YATIYANTOTA.	32	51	54	65	63	53	58	57	5	13	30	338
RUWANWELLA RAJAKEEYA VIDYALAYA, RUWANWELLA.	175	55	57	57	55	57	59	57	5	13	30	338
SIRIWARDHANA MAHA VIDYALAYA, YATIYANTOTA.	94	55	49	50	61	52	54	54	7	25	49	527
WALAGAMBA M.V., GALAPITAMADA.	76	57	48	53	55	50	58	54	7	25	49	527
IMBULANA SRI SENA M.V., RUWANWELLA.	98	51	51	49	57	56	53	53	9	30	56	610
MATTAMAGODA RATHNAWALI M.V., KANNANTOTA.	114	52	54	50	55	55	52	53	9	30	56	610
SULAIMANIYA C.C.V., KANNANTOTA.	79	52	49	61	54	50	49	53	9	30	56	610
DR.N.M. PERERA MADHYA MAHA VIDYALAYA, YATIYANTOTA.	193	53	48	50	55	54	56	53	9	30	56	610
SRI SEELANANDA MAHA VIDYALAYA, BULATHKOHUPITIYA.	96	54	52	53	53	52	49	52	13	41	70	720
GONAGALA MAHA VIDYALAYA, RUWANWELLA.	26	53	52	44	48	55	55	51	14	47	81	837
LEWANGAMA SRI SUMANATISSA VIDYALAYA, LEWANGAMA.	26	53	56	47	47	49	55	51	14	47	81	837
DEHIOWITA NATIONAL SCHOOL, DEHIOWITA.	118	57	48	45	48	50	50	50	16	51	94	963
HINGURALAKANDA MAHA VIDYALAYA, DEHIOWITA.	25	51	55	43	54	50	44	50	16	51	94	963
KABULUMULLA MAHA VIDYALAYA, RUWANWELLA.	25	51	52	50	46	46	51	49	18	59	114	1114
PANNALA MAHA VIDYALAYA, AMPAGALA.	92	49	48	45	51	44	54	49	18	59	114	1114
PETHANGODA KANISHTA VIDYALAYA, KANNATHTHOTA.	20	49	48	47	49	48	50	49	18	59	114	1114
GURUGALLA KANISHTA VIDYALAYA, AVISSAWELLA.	37	48	46	43	49	47	52	48	21	70	132	1269
DEHI/KELANI TAMIL VIDYALAYA, AMPAGALA.	21	47	55	50	41	45	43	47	22	76	146	1441
KOSGAHAKANDA M.V., DERANIYAGALA.	24	48	49	43	48	46	49	47	22	76	146	1441
TALDUWA BAUDDHA MAHA VIDYALAYA, AVISSAWELLA.	91	48	49	45	44	47	51	47	22	76	146	1441
TALDUWA MUSLIM MAHA VIDYALAYA, AVISSAWELLA.	37	50	45	50	49	42	48	47	22	76	146	1441

School Performance Indices – G.C.E. (O/L) Examination – 2021

(Schools with 20 or more candidates)

Province | SABARAGAMUWA
District | KEGALLE
Edu. Zone | DEHIOWITA

School	No of Candidates*	Performance Indices of Subjects						School Performance Index	Rank of the School			
		Religion	First Language	English	Science	Mathematics	History		Edu. Zone	District	Province	Island
WELIHELATENNA JUNIOR SECONDARY SCHOOL, YATIYANTOTA.	22	42	37	40	60	51	50	47	22	76	146	1441
KALEIVANI VIDYALAYA, RUWANWELLA.	24	51	48	42	46	44	45	46	27	86	164	1639
WAHARAKA M.V., WAHARAKA.	73	45	42	47	44	46	49	46	27	86	164	1639
WELANGALLA KANISHTA VIDYALAYA, GETAHETTA.	26	44	42	45	47	42	50	45	29	91	186	1823
KALYANI M.V., KITULGALA.	75	50	44	40	45	46	46	45	29	91	186	1823
AMITHIRIGALA MAHA VIDYALAYA, AMITIRIGALA.	34	46	45	38	41	41	44	43	31	105	222	2207
MANIYAMGAMA MAHA VIDYALAYA, AVISSAWELLA.	42	43	43	42	44	42	43	43	31	105	222	2207
BASNAGALA MAHA VIDYALAYA, NOORIYA.	43	45	43	34	40	46	42	42	33	112	236	2394
DEHIOWITA TAMIL MAHA VIDYALAYA, DEHIOWITA.	55	45	46	43	33	38	44	42	33	112	236	2394
POTHDENIKANDA MAHA VIDYALAYA, MALIBODA.	21	50	42	34	40	39	43	41	35	117	250	2565
RANJAN WIJERATNE M.V., EHELIYAGODA.	27	47	42	33	41	40	44	41	35	117	250	2565
DEHI/SRI GANESHA TAMIL MAHA VIDYALAYA, BULATHKOHUPITIYA.	21	42	47	42	31	42	37	40	37	121	267	2712
DEHI/DARA/ MUHANDIRAM VIDYALAYA, DERANIYAGALA.	79	45	39	38	38	37	40	40	37	121	267	2712
ST. MARY'S TAMIL M.V., YATIYANTOTA.	124	42	48	41	35	37	36	40	37	121	267	2712
THUNBAGE M.V., VIA KEGALLE.	38	42	40	34	41	42	41	40	37	121	267	2712
INGIRIYAWATTA MAHA VIDYALAYA, THELIGAMA.	29	44	36	33	34	40	40	38	41	129	291	2969
SRI KATHIRESAN TAMIL MAHA VIDYALAYA, DERANIYAGALA.	71	45	38	37	32	36	42	38	41	129	291	2969
EDERAPOLLA TAMIL VIDYALAYA, BULATHKOHUPITIYA.	30	34	44	34	28	39	41	37	43	131	296	3058
SAPUMALKANDE TAMIL MAHA VIDYALAYA, DERANIYAGALA.	26	39	41	36	32	39	35	37	43	131	296	3058
SUSILODAYA PIRIVENA, DEHIOWITA.	22	42	40	24	30	33	35	34	45	138	311	3281
KAHANAWITA KANISHTA VIDYALAYA, DEHIOWITA.	23	33	37	34	35	32	28	33	46	141	317	3325
WAHAKULA KANISHTA VIDYALAYA, WAHAKULA.	25	40	36	29	31	30	32	33	46	141	317	3325
YOGAMA TAMIL VIDYALAYA, DEHIOWITA.	23	32	40	29	22	27	32	30	48	143	325	3412
SRIVAANI TAMIL VIDYALAYA, PARAKADUWA.	27	34	40	26	18	31	20	28	49	145	329	3440
ATULUGAMA MAYADUNNA MAHA VIDYALAYA, DEHIOVITA.	21	27	31	27	29	27	29	28	49	145	329	3440
Total	3033											