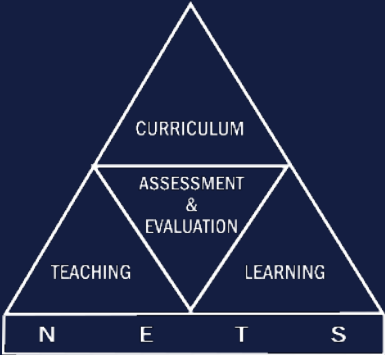


Schools with less than 20 candidates



School Performance Indices



G.C.E. (O/L) EXAMINATION

2021

RESEARCH & DEVELOPMENT (SCHOOL EXAMINATIONS) BRANCH
DEPARTMENT OF EXAMINATIONS - SRI LANKA
NATIONAL EVALUATION & TESTING SERVICE

School Performance Indices - G.C.E. (O/L) Examination – 2021
(Schools with less than 20 candidates)

A publication of
Research & Development Branch (School Examinations)
Department of Examinations, Sri Lanka
National Evaluation & Testing Service

පාසල් සාධන දර්ශක – අ.පො.ස. (සා/පෙළ) විභාගය – 2021

ප්‍රසිද්ධ විභාගවලට අදාළ ව පාසල්වල කාර්ය සාධනය සංසන්දනාත්මකව තක්සේරු කිරීමේ ක්‍රමවේදයක් ලෙස ශ්‍රී ලංකා විභාග දෙපාර්තමේන්තුව ප්‍රසිද්ධ පාසල් විභාගවල දී විභාග අපේක්ෂකයින් විසින් පෙන්වුම් කරන කාර්ය සාධන මත පදනම්ව සකස් කරන ලද පාසල් සාධන දර්ශක ප්‍රකාශයට පත් කරයි. මෙම වාර්තාවෙන් අ.පො.ස. (සා/පෙළ) විභාගය - 2021ට අදාළ ව සකස් කරන ලද දර්ශක ඉදිරිපත් කෙරේ.

සංසන්දනයේ පහසුව හා සාධාරණත්වය සඳහා අපේක්ෂකයින් 20ක් හෝ ඊට වැඩි සංඛ්‍යාවක් සිටින පාසල් සහ අපේක්ෂකයින් 20ට වඩා අඩු පාසල් වශයෙන් කාණ්ඩ දෙකකට පාසල් වර්ග කර ඇත. මෙම කාණ්ඩ දෙක සඳහා වෙන වෙනම වාර්තා සකස් කර ඇති අතර, අදාළ පළාත්, දිස්ත්‍රික්ක සහ අධ්‍යාපන කලාපවලට අනුව පාසල් ලැයිස්තුගත කිරීමත්, පාසල් කාර්ය සාධන දර්ශක භාවිතා කරමින් එම ප්‍රදේශ සහ දිවයින මට්ටමින් ඔවුන්ගේ කාර්ය සාධනය අනුව තරාවන් ලබා දීමත් සිදුව ඇත.

මෙම වාර්තාවේ අපේක්ෂකයින් 20ට අඩු සංඛ්‍යාවක් සිටින පාසල් සඳහා දර්ශක සහ තරාවන් ලබා දී ඇති අතර, හඳුනා ගැනීමේ පහසුව සඳහා දිවයිනේ ඉහළම කාර්ය සාධනයක් සහිත පාසල් පළමුව ලැයිස්තු ගත කර ඇත.

මෙම දර්ශක භාවිතා කිරීමේ බොහෝ අරමුණු අතර, පහත දැක්වෙන ඒවා ප්‍රමුඛ ලෙස සැලකිය හැකිය.

- අහඹු නිර්ණායක (උදාහරණයක් ලෙස ‘A’ ශ්‍රේණි 9ක් ලබා ගන්නා අපේක්ෂකයින් සංඛ්‍යාව) වෙනුවට කාර්ය සාධනය පිළිබඳ වඩාත් විශ්වාසදායක දර්ශකයක් ලෙස භාවිතා කිරීමට

- අ.පො.ස. (සා/පෙළ) විභාගයේ දී අනෙකුත් පාසල්වල කාර්ය සාධනය හා සැසඳීමේ දී පාසල් ස්ථානගත කිරීම හඳුනා ගැනීමට
- අනෙකුත් පාසල් හා සැසඳීමේදී පෙර වර්ෂයට සාපේක්ෂව පාසලක සාධනය සම්බන්ධ දියුණුව හෝ පරිහානිය හඳුනා ගැනීමට
- කාර්ය සාධනය වැඩි දියුණු කිරීම වෙනුවෙන් මැදිහත් වීම සඳහා අඩු කාර්ය සාධනයක් සහිත පාසල් හඳුනා ගැනීමට
- කාර්ය සාධනය අනුව පාසල් වර්ගීකරණය කිරීමට
- අඩු කාර්ය සාධනයක් සහිත පාසල් වැඩිදියුණු කිරීම සඳහා සංවර්ධන වැඩසටහන් ක්‍රියාත්මක කිරීම වෙනුවෙන් පාසල්වල සාධනය පිළිබඳ මධ්‍යම හා ප්‍රදේශීය අධ්‍යාපන අධිකාරීන්ගේ (අධ්‍යාපන අමාත්‍යාංශය / පළාත් අධ්‍යාපන අමාත්‍යාංශ සහ දෙපාර්තමේන්තු වැනි) දැනුවත්භාවය සඳහා
- සිසුන් සංඛ්‍යාව, කාර්ය මණ්ඩලය ආදිය සැලකිල්ලට ගනිමින් පාසල්වල කාර්යක්ෂමතාව සංසන්දනය කිරීමට සහ ප්‍රශස්ත ලෙස සම්පත් වෙන් කිරීම තීරණය කිරීමට

ඉහත සඳහන් අරමුණු සඳහා මෙම දර්ශක ඵලදායී ලෙස භාවිතා කරන මෙන් අධ්‍යාපන ක්‍රියාවලියට සම්බන්ධ සියලු දෙනාගෙන් මම ඉල්ලා සිටිමි.



එච්. ජේ. එම්. සී. අමිත් ජයසුන්දර
විභාග කොමසාරිස් ජනරාල්

සාධන දර්ශක සඳහා වන ගණනය කිරීම

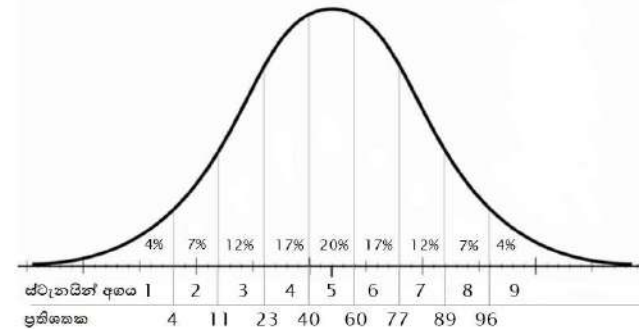
පළමු වරට අ.පො.ස. (සා/පෙළ) විභාගය සඳහා පෙනී සිටි පාසල් අපේක්ෂකයින් විසින් ලබා ගත් දළ ලකුණු සාධන දර්ශක සඳහා වන ගණනය කිරීමේ දී සලකා ඇත. අදාළ ගණනය කිරීමේ ක්‍රියාවලිය පහත පරිදි දැක්විය හැකිය.

- i. සියලු ම සිසුන් හැදෑරිය යුතු විෂයවල දළ ලකුණුවලට එම එක් එක් විෂයයේ ලකුණු ව්‍යාප්තිය අනුව 'ස්ථානයන් අගයන්' ලබා දීම සිදු කෙරේ. ස්ථානයන් අගයන් ලබා දීම පිළිබඳ විස්තරයක් 1 වන වගුවෙන් එහි සන්නිදර්ශනයක් 1 වන රූපයේත් දක්වා ඇත.

වගුව 1: ශිෂ්‍ය සාධනය සහ ඊට අනුරූප ස්ථානයන් අගයන්

සාධනය පිළිබඳ ප්‍රතිමානක විස්තරය	ශිෂ්‍ය ප්‍රතිශතය	ස්ථානයන් අගය	අනුරූප ප්‍රතිශතක තරා පරාසය
ඉතා ම ඉහළ	4	9	96 - 100
ඉතා ඉහළ	7	8	89 - 96
ඉහළ	12	7	77 - 89
සාමාන්‍යයට ඉහළ	17	6	60 - 77
සාමාන්‍ය	20	5	40 - 60
සාමාන්‍යයට පහළ	17	4	23 - 40
පහළ	12	3	11 - 23
ඉතා පහළ	7	2	4 - 11
ඉතා ම පහළ	4	1	0 - 4

රූපය 1: ශිෂ්‍ය ප්‍රතිශතය සහ අනුරූප ස්ථානයන් අගය



- ii. සියලු ම සිසුන් හැදෑරිය යුතු විෂයයන්ගෙන් එක් එක් විෂයයට අදාළ ව කිසියම් පාසලක සාධනය සම්බන්ධව සංඛ්‍යාත්මක දර්ශකයක් ලබා ගැනීම සඳහා, එම 'පාසලට හා විෂයයට' අදාළ වන ස්ථානයන් අගයන්හි සාමාන්‍යය ගණනය කෙරේ.
- iii. ඉලක්කම් දෙකක වටයන ලද අගයක් ලබා ගැනීමේ අරමුණින්, මෙම සාමාන්‍ය අගයය 10 න් ගුණ කර ආසන්නතම පූර්ණ සංඛ්‍යාවට වටයනු ලැබේ. එසේ ලබා ගත් අගයයන් කිසියම් පාසලක 'විෂයයන් සඳහා වන සාධන දර්ශක' ලෙස සැලකේ.
- iv. කිසියම් පාසලක සමස්ත සාධනය දැක්වෙන 'පාසල් සාධන දර්ශකය' ගණනය කිරීම සඳහා, 'විෂයයන් සඳහා වන සාධන දර්ශකවල' සාමාන්‍ය අගය ගණනය කර ආසන්නතම පූර්ණ සංඛ්‍යාවට වටයනු ලැබේ.

මෙම 'පාසල් සාධන දර්ශක' මත පදනම්ව අධ්‍යාපන කලාප, දිස්ත්‍රික්, පළාත් හා ජාතික මට්ටමින් පාසල්වලට තරාවන් ලබා දීම සිදු වේ.

பாடசாலைகளின் செயலாற்றுகைச் சுட்டிகள் - க.பொ.த.(சா/தர)ப் பரீட்சை - 2021

பொதுப் பரீட்சைகளில் பாடசாலைகளின் செயலாற்றல்களை ஒப்பீட்டளவில் கணிப்பிடுவதற்காக இலங்கைப் பரீட்சைத் திணைக்களத்தினால் பொதுப் பாடசாலைப் பரீட்சைகளில் பரீட்சார்த்திகள் வெளிப்படுத்திய ஆற்றல்களை அடிப்படையாகக் கொண்டு தயாரிக்கப்பட்ட பாடசாலைகளின் செயலாற்றுகைச் சுட்டிகள் வெளியிடப் படுகிறது. இவ்வறிக்கையில் 2021 ஆம் ஆண்டு நடாத்தப்பட்ட க.பொ.த.(சா/தர)ப் பரீட்சைக்குரிய சுட்டிகள் உள்ளடக்கப்பட்டுள்ளன.

ஒப்பிடுதலை இலகுவாக்குவதற்காகவும் நியாயமானதாக்கவும் பாடசாலைகள் இரண்டு கூட்டங்களாக வகைப்படுத்தப்படுகின்றன. அவை : 20 அல்லது அதற்கு மேற்பட்ட பரீட்சார்த்திகளைக் கொண்ட பாடசாலைகள் மற்றும் 20 இற்குக் குறைந்த பரீட்சார்த்திகளைக் கொண்ட பாடசாலைகள். இவ்விருவகை பாடசாலைகளினதும் அறிக்கைகள் வெவ்வேறாகத் தயாரிக்கப்பட்டுள்ளதோடு அவை உள்ளடங்கும் மாகாணம், மாவட்டம், கல்வி வலயம் என்பவற்றுக்கேற்ப அவற்றின் செயலாற்றல்கள் பிரதேசரீதியாகவும் தீவகரீதியாகவும் செயலாற்றுகைச் சுட்டிகளைப் பயன்படுத்தி வரிசைப்படுத்தப்பட்டு ஒரு பட்டியலாகத் தயாரிக்கப்பட்டுள்ளது.

இவ்வறிக்கையில் 20 இற்குக் குறைந்த எண்ணிக்கையிலான பரீட்சார்த்திகளைக் கொண்ட பாடசாலைகளின் செயலாற்றுகைச் சுட்டிகளும் அவற்றின் நிலைகளும் தரப்பட்டுள்ளதோடு இலகுவாக இனங்காண்பதன் பொருட்டு தீவகரீதியில் உயர் ஆற்றல்களை வெளிப்படுத்திய பாடசாலைகள் முதலில் வருமாறு பட்டியல்படுத்தப்பட்டுள்ளன.

இச்செயலாற்றுகைச் சுட்டிகள் பல்வேறு நோக்கங்களுக்காகப் பயன்படுத்தப்படும் கீழே தரப்பட்டுள்ள நோக்கங்கள் அவற்றுள் பிரதானமானவையாக அமைகின்றன.

- நியாயமற்ற / தன்னிச்சையான நியதிகளுக்கு பதிலாக செயலாற்றுகையின் மிகவும் நம்பத்தகுந்த ஒரு காட்டியாகப் பயன்படுத்தல் (உதாரணமாக சில பரீட்சார்த்திகள் 9 'A' சித்திகளைப் பெறுதல்)

- க.பொ.த.(சா/தர)ப் பரீட்சையில் ஒரு பாடசாலை வகிக்கும் இடத்தை ஏனைய பாடசாலைகளோடு ஒப்பீட்டு இனங்காணல்.
- குறைந்த செயலாற்றுகை மட்டங்களைக் கொண்ட பாடசாலைகளை மேம்படுத்துவதற்கு இடையீடு செய்தல்.
- செயலாற்றுகைகளின் அடிப்படையில் பாடசாலைகளை வகைப்படுத்தல்.
- குறைந்த செயலாற்றுகைகளைக் கொண்ட பாடசாலைகளை மேம்படுத்துவதற்காக மத்திய மற்றும் பிராந்திய கல்வி அதிகாரிகள் அபிவிருத்தி நிகழ்ச்சித்திட்டங்களை முன்னெடுப்பதற்கு பாடசாலைகளின் செயலாற்றல்கள் தொடர்பாக விழிப்புணர்வை ஏற்படுத்தல்.
- ஏனைய காரணிகள் சமமாக இருக்கும் சந்தர்ப்பங்களில் சுட்டிகள் வேறுபடுமாயின் பாடசாலை நிர்வாகிகளின் ஆற்றல்கள், ஆசிரியர்களின் ஆற்றல்கள் போன்ற ஆதிக்கம் செலுத்தும் காரணிகளை இனங்காணல்.
- மாணவர்களின் எண்ணிக்கை, பணிக்குழுவினர் போன்றவற்றின் அடிப்படையில் பாடசாலைகளின் வினைத்திறனை ஒப்பிடுதலும் உயர்ந்த பட்ச வளங்களை தீர்மானித்தலும்

மேற்படி நோக்கங்களை அடைவதன் பொருட்டு கல்விச் செயன்முறையில் ஈடுபட்டுள்ள அனைவரும் இச்சுட்டிகளை பயனுறுதிமிக்கவகையில் பயன்படுத்துமாறு கேட்டுக் கொள்கின்றேன்.



எச். ஜே. எம். சீ. அமித் ஜயசுந்தர
பரீட்சை ஆணையாளர் நாயகம்

பாடசாலை செயலாற்றுகைச் சுட்டிகளுக்கான கணித்தல்

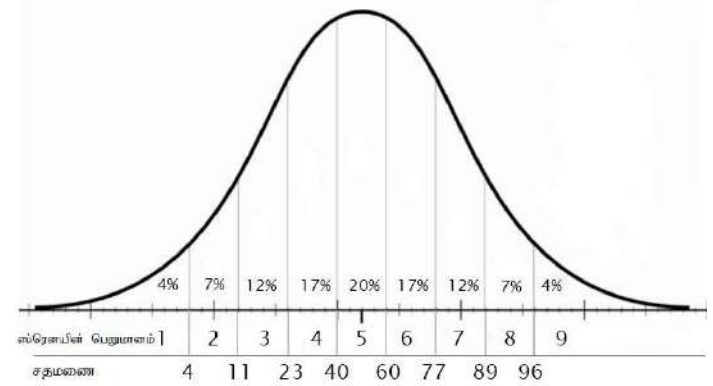
முதன்முறையாக க.பொ.த.(சா/தர)ப் பரீட்சைக்குத் தோற்றிய பாடசாலைப் பரீட்சார்த்திகளினால் பெற்றுக் கொள்ளப்பட்ட மூலப் புள்ளிகள் செயலாற்றுச் சுட்டிகளுக்கான கணித்தலின்போது கருத்திற்கொள்ளப்படுகின்றது. உரிய கணித்தல் செயன்முறை பின்வருமாறு அமையும்.

- அனைத்து மாணவர்களும் தோற்ற வேண்டிய பாடங்களின் மூலப் புள்ளிகளுக்கு அவ்வொவ்வொரு பாடத்தினதும் புள்ளிப்பரம்பலுக்கு ஏற்ப 'ஸ்ரெனயின் பெறுமானம்' வழங்கப்படும். ஸ்ரெனயின் பெறுமானம் வழங்குவது தொடர்பான விளக்கம் அட்டவணை 1 இலும் விளக்கப்படம் உரு 1 இலும் காட்டப்பட்டுள்ளன.

அட்டவணை 1 : மாணவர்களின் செயலாற்றுகைகளும் அதற்கு ஒத்த ஸ்ரெனயின் பெறுமானங்களும்

அடைவு தொடர்பான நியதிசார் விளக்கம்	மாணவர் சதவீதம்	ஸ்ரெனயின் பெறுமானம்	சதமனை வகுதிகளுக்கு ஒத்த வீச்சு
மிகவும் உயர்ந்த	4	9	96 - 100
மிக உயர்ந்த	7	8	89 - 96
உயர்ந்த	12	7	77 - 89
சராசரியிலும் உயர்ந்த	17	6	60 - 77
சராசரி	20	5	40 - 60
சராசரியிலும் தாழ்ந்த	17	4	23 - 40
தாழ்ந்த	12	3	11 - 23
மிக தாழ்ந்த	7	2	4 - 11
மிகவும் தாழ்ந்த	4	1	0 - 4

உரு 1: மாணவர் சதவீதமும் அதற்கு ஒத்த ஸ்ரெனயின் பெறுமானமும்



- அனைத்து மாணவர்களும் தோற்றவேண்டிய பாடங்களின் ஒவ்வொரு பாடத்துக்கும் உரிய யாதாயினும் ஒரு பாடசாலையின் செயலாற்றுகை தொடர்பாக எண்ரீதியான சுட்டியொன்றைப் பெற்றுக் கொள்வதற்கு 'அப்பாடசாலைக்கும் பாடத்துக்கும்' உரிய ஸ்ரெனயின் பெறுமானங்களின் சராசரி கணிக்கப்படும்.
 - இரு இலக்க முழு எண் பெறுமானமொன்றைப் பெற்றுக்கொள்ளும் நோக்கோடு, இச்சராசரிப் பெறுமானம் 10 இனால் பெருக்கப்பட்டு கிட்டிய முழுவெண்ணுக்கு மாற்றப்படும். அவ்வாறு பெற்றுக்கொள்ளப்பட்ட பெறுமானங்கள் ஏதேனும் ஒரு பாடசாலையின் 'பாடங்களுக்கான செயலாற்றுகைச் சுட்டிகள்' எனக் கருதப்படும்.
 - ஏதேனும் ஒரு பாடசாலையின் ஒட்டுமொத்த செயலாற்றுகையைக் காட்டும் 'பாடசாலை செயலாற்றுகைச் சுட்டி' ஐக் கணிப்பதற்கு 'பாடங்களுக்கான செயலாற்றுகைச் சுட்டிகளின்' சராசரிப் பெறுமானம் கணிக்கப்பட்டு கிட்டிய முழுவெண் பெறுமானத்துக்கு மாற்றப்படும்.
- இவ்வாறு 'பாடசாலை செயலாற்றுகைச் சுட்டிகள்' இன் அடிப்படையில் கல்வி வலயங்கள், மாவட்டங்கள், மாகாணங்கள் மற்றும் தேசிய மட்டங்களில் பாடசாலைகளுக்கு தரநிலைகள் வழங்கப்படும்.

School Performance Indices – G.C.E. (O/L) Examination – 2021

As a means of assessing performances of schools in public examinations comparatively, the Department of Examinations – Sri Lanka publishes the indices for performances of schools prepared on the basis of the ability demonstrated by candidates in public school examinations. The indices prepared for the G.C.E. (O/L) Examination – 2021 are presented in this report.

For the convenience of the comparison and fairness, the schools are categorized into two groups: schools with 20 or more candidates and schools with less than 20 candidates. Reports are prepared separately for these two categories and the schools are listed according to the relevant province, district and education zone giving them ranks according to their performances in the levels of those regions and the Island using school performance indices.

In this report, indices and ranks are given for the schools with less than 20 candidates and the best performing schools in the island are listed first for the ease of identification.

Among many purposes of using these indices, the following can be considered the foremost

- For using as a more reliable indicator of performance instead of arbitrary criteria (for example number of candidates obtaining 9 'A' grades)
- For identifying the placement of schools in comparison with the performance of other schools in the G.C.E (O/L) examination

- For Identifying the improvement or decline of performance of a school compared to the previous year in comparison with the other schools.
- For identifying low performing schools for interventions of improving performance.
- To categorize schools in terms of their performances.
- To create awareness of the performance of schools among central and regional education authorities (such as Ministry of Education / Provincial Ministries and Departments of Education) to conduct development programmes to upgrade low performing schools.
- To compare the efficiencies of schools taking into account the number of students, staffing etc. and to determine optimal allocations of resources.

I request all those involved in the process of education to make effective use of these indices for the above-mentioned purposes.



H. J. M. C. Amith Jayasundara
Commissioner General of Examinations

Computation for Performance Indices

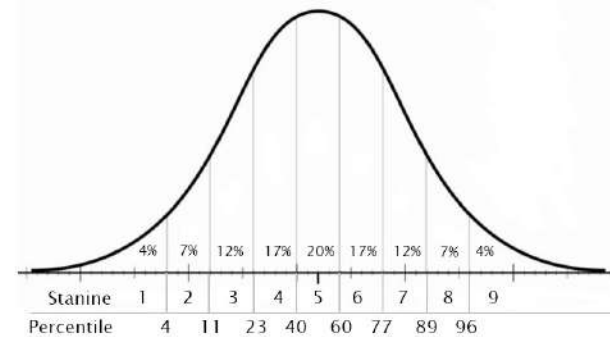
The raw scores obtained by the school candidates who sat for the G.C.E. (O/L) Examination for the first time are considered in the computation for performance indices. The relevant process can be outlined as follows.

- i. 'Stanine value' are assigned for the raw scores of the subjects which all students are required to study according to the distribution of the marks in each subject. A description of the assignment of stanine values is given in Table 1 and illustrated in Figure 1.

Table 1: Student Achievement and corresponding stanine values

Normative description of achievement	Percentage of students	Stanine Value	Corresponding range of percentile ranks
Highest	4	9	96 - 100
Higher	7	8	89 - 96
High	12	7	77 - 89
Above Average	17	6	60 - 77
Average	20	5	40 - 60
Below Average	17	4	23 - 40
Low	12	3	11 - 23
Lower	7	2	4 - 11
Lowest	4	1	0 - 4

Figure 1: Percentage of students and corresponding stanine values



- ii. In order to obtain a numerical indicator for the performance of a school in each of the subjects which all students are required to study, the average of the stanine values relevant to that 'school and subject' is computed.
- iii. With the purpose of obtaining a rounded off two-digit value, the average value is multiplied by 10 and rounded off to the nearest integer. These values are considered 'performance indices for the subjects' of a particular school.
- iv. In order to compute the 'School Performance Index' which denotes the overall performance of a particular school, the average value of the 'performance indices of subjects' is computed and rounded off to the nearest integer.

Based on these 'School Performance Indices', schools are given ranks in education zonal, district, provincial, and national levels.

Table of Contents

	Page
Best-Performing Schools	01
Western Province	07
Central Province	25
Southern Province	49
Northern Province	68
Eastern Province	84
North Western Province	103
North Central Province	119
Uva Province	129
Sabaragamuwa Province	145

BEST-PERFORMING SCHOOLS

School Performance Indices – G.C.E. (O/L) Examination – 2021 - Best Performing Schools

(Schools with less than 20 candidates)

School	No of Candidates*	Performance Indices of Subjects						School Performance Index	Rank of the School			
		Religion	First Language	English	Science	Mathematics	History		Edu. Zone	District	Province	Island
KATHARINA SHIRANI FRAUENFELD VID., RANTHOTUWILA.	10	79	72	76	64	64	76	72	1	1	1	1
PERALANDA VIDYALAYA, MARAPANA.	1	80	70	60	80	70	70	72	1	1	1	1
NIKAWEWA MUSLIM VIDYALAYA, HOROWPOTHANA.	10	74	69	71	72	74	66	71	1	1	1	3
NARANTHANAI GANESHA VIDYALAYA, KAYTS.	1	70	80	60	70	70	70	70	1	1	1	4
NALAGAMA SINHALA KANISHTA VIDYALAYA, VITHARANDENIYA.	5	58	66	68	74	72	70	68	1	1	2	5
KOLLANDALUWA MUSLIM VIDYALAYA, KADIGAWA.	10	69	72	60	66	62	75	67	1	1	1	6
KAHAPATHWILAGAMA VID., UTTIMADUWA.	1	60	70	70	60	70	70	67	1	2	2	6
THALAHITIYA KANISHTA V., KALUTARA.	4	60	83	50	63	65	78	67	1	1	1	6
MARAVILUPPAI G.T.M.S., NEDUNKERNY.	2	70	70	60	60	80	55	66	1	1	2	9
PUNNAINEERAVI G.T.M.S. PARANTHAN.	17	64	64	59	59	74	72	65	1	1	3	10
RAJAPURAGODA KANISHTA VIDYALAYA, WALASMULLA.	8	74	64	55	64	65	66	65	1	2	3	10
WILPOTHA BANDARANAYAKA VIDYALAYA, BATHTHULU OYA.	16	64	66	58	73	58	63	64	1	1	2	12
DIMBULGAMUWA KANISHTA VIDYALAYA, KEGALLE.	1	50	70	70	70	60	60	63	1	1	2	13
VEERACHOLAI G.T.M.S. SAMMANTHURAI.	1	60	80	50	50	70	70	63	1	1	1	13
WILBAGEDARA VIDYALAYA, BANDARA KOSWATTA.	18	67	61	64	64	61	63	63	1	2	3	13
MADADENIYA KANISHTA VIDYALAYA, PUJAPITIYA.	16	69	64	62	69	54	60	63	1	1	1	13
SRI KORAKKAR TAMIL VIDYALAYA SAMMANTHURAI.	10	70	56	56	63	62	71	63	1	1	1	13
MEE ELLA DENAGAMA SRI RATHANAPALA VIDYALAYA, MEE ELLA.	5	70	66	52	64	60	66	63	1	1	4	13
VEPPAYADI KALAIMAGAL VIDYALAYA, KALMUNAI,	15	63	62	56	63	68	62	62	3	3	3	19
ELAMALPOTHA MUSLIM M.V., WAHAKOTTE.	15	66	67	63	57	56	63	62	1	1	2	19
ANAIPANTHY HINDU LADIES COLLEGE, BATTICALOA.	12	63	70	63	61	58	54	62	1	1	3	19
DEDIYAGALA KANISHTA V., AKURESSA.	15	61	57	49	68	61	71	61	1	2	5	22
KADIGAMUWA BAMBARAGAMA KANISHTA VIDYALAYA, PITAGALDENIYA.	13	68	59	58	57	62	62	61	2	2	3	22
VARANI IDAIKURICHCHI SRI SUBRAMANIA SCHOOL, VARANY.	6	62	63	60	68	57	55	61	1	2	4	22
PATHAKADA KANISHTA VIDYALAYA, GALPATHA.	8	56	61	60	61	66	61	61	2	2	2	22

* School Candidates (1st attempt)

School Performance Indices – G.C.E. (O/L) Examination – 2021 - Best Performing Schools

(Schools with less than 20 candidates)

School	No of Candidates*	Performance Indices of Subjects						School Performance Index	Rank of the School			
		Religion	First Language	English	Science	Mathematics	History		Edu. Zone	District	Province	Island
KATUMULUWA K.V., KANATTEWEWA.	10	62	58	60	64	62	59	61	2	3	4	22
DEHI/MEEGASTENNA MAHA VIDYALAYA, YATIYANTOTA.	16	63	53	53	68	68	59	61	1	2	3	22
ZAHRA VIDYALAYA ADDALAICHENAI	18	64	61	59	64	56	58	60	1	4	5	28
HANDURUMULLA KANISHTA VIDYALAYA, MIRIGAMA.	10	58	64	62	61	54	63	60	1	1	3	28
SRI LANKA AIR FORCE K.V., KATUNAYAKA.	9	54	60	63	69	59	56	60	1	1	3	28
ELLEWELA KANISHTA VIDYALAYA, HAKMANA.	2	65	65	40	70	55	65	60	2	3	6	28
NAYAKKARCHENAI GOVT. TAMIL VIDYALAYA, MAMPURI.	6	58	73	57	65	57	50	60	2	2	5	28
PANNILA VIDYALAYA, RAKWANA.	6	58	58	62	63	60	58	60	1	2	5	28
HEENATIYA KANISHTA V., BALAPITIYA.	12	62	68	49	68	57	55	60	1	2	6	28
MADUWA KANISHTA VIDYALAYA, BALAPITIYA.	9	63	58	48	64	64	62	60	1	2	6	28
KANUMULDENIYA SOUTH VIDYALAYA, MEE-ELLA.	12	58	58	56	65	59	63	60	2	3	6	28
IRANAIPPALAI R.C.M.VID., PUTHUKKUDIYIRUPPU.	15	58	63	49	60	59	68	60	1	1	5	28
WELITARA MUSLIM MAHA VIDYALAYA, BALAPITIYA.	12	58	58	69	57	65	50	60	1	2	6	28
THALWATTA ABHINAWA KANISHTA VIDYALAYA, KATUWANA.	16	55	54	53	67	74	54	60	2	3	6	28
VIDYAWASA MAHA PIRIVENA, HETTIMULLA.	1	80	60	60	NULL	40	60	60	3	4	5	28
KALAIVANI MAHA VIDYALAYA, KURUKKALMADAM.	19	63	59	48	60	63	62	59	1	2	6	41
WANDURESSA SRI BUDDHARAKKITHA V., MAHAGIRILLA..	14	72	59	54	59	50	60	59	2	4	6	41
ERABADDA VIDYALAYA, DELA.	14	61	61	58	54	59	61	59	2	3	7	41
PITAKANDA VIDYALAYA, BULUTHOTA.	9	54	62	52	69	61	56	59	1	3	7	41
KANDAWALAI M.V., KANDAWALAI.	12	68	58	53	58	55	59	59	2	2	6	41
HEENDELIYA VIDYALAYA, NAKULUGAMUWA.	7	53	60	54	64	54	66	59	2	5	12	41
ATALE MAHA VIDYALAYA, GURULUBEDDA.	14	57	61	54	59	58	61	58	1	3	5	47
NOORANIYA MUSLIM KANISHTA V., PAHAMUNE.	16	56	63	56	58	53	64	58	1	5	7	47
WANNI KUDAWEWA MUSLIM K.V., GALGAMUWA.	12	62	58	51	61	53	65	58	1	5	7	47
DUMBARA VIJAYA VIDYALAYA, WATTEGAMA.	17	54	51	61	68	55	60	58	1	2	3	47

* School Candidates (1st attempt)

School Performance Indices – G.C.E. (O/L) Examination – 2021 - Best Performing Schools

(Schools with less than 20 candidates)

School	No of Candidates*	Performance Indices of Subjects						School Performance Index	Rank of the School			
		Religion	First Language	English	Science	Mathematics	History		Edu. Zone	District	Province	Island
SEVALI KANISHTA VIDYALAYA, HARANKAHAWA.	7	61	56	61	56	56	59	58	2	2	3	47
KOTAMBAPITIYA MUSLIM M. M. VIDYALAYA., HETTIPOLA.	13	55	58	55	61	55	65	58	3	5	7	47
MUTHURANTHIYA K. VIDYALAYA, NALLADARANKATTUWA.	9	61	67	53	53	54	61	58	1	3	7	47
ITTADEMALIYA M.V., WALASMULLA.	8	55	58	59	64	60	53	58	4	6	13	47
KAITHADI NAVATKULI G.T.M.S., KAITHADI.	11	65	59	55	53	60	56	58	2	3	7	47
JAMALIYA MUSLIM M.V., DANTURE.	12	58	58	66	51	53	62	58	1	2	3	47
ETANAWATTA MAHA VIDYALAYA, ETANAWATTA.	18	56	61	56	53	59	63	58	3	5	7	47
WATTEHENA VIDYALAYA, NIVITHIGALA.	14	62	63	50	62	59	51	58	3	5	9	47
PALUWELGALA K.V., IHALA KOTTARAMULLA.	6	57	62	53	50	55	70	58	1	3	7	47
DEMATAMALPELESSA VIDYALAYA, UHANA.	18	58	56	51	64	60	57	58	1	5	7	47
THADCHANA MARUTHA MADHU MAHA VID., MADHU.	16	68	61	48	54	59	56	58	1	1	7	47
PALLAWELA BATADOLA KANISHTA VIDYALAYA, DENAGAMA.	7	53	54	46	71	56	66	58	3	4	13	47
WEHELLA KANISHTA VIDYALAYA, URUGAMUWA.	12	63	53	53	61	58	58	58	1	4	13	47
IYAKKACHCHI G.T.M. SCHOOL, IYAKKACHCHI.	12	58	50	49	59	69	60	58	3	3	7	47
PALLAWELA MAHA VIDYALAYA, RADAWELA.	11	55	54	47	64	64	61	58	3	4	13	47
ARAFATH MUSLIM VIDYALAYA. MORATUWA.	17	63	54	64	59	58	46	57	1	1	6	66
VIDATHTPALAI KAMALASAMI VIDYALAYA, MIRUSUVIL.	10	60	63	43	56	64	58	57	3	4	10	66
PAMUNUWILA MAHA VIDYALAYA, GONAWALA.	19	57	56	59	55	54	63	57	1	3	6	66
UDADENIYA KANISHTA VIDYALAYA, WALASMULLA.	4	58	53	58	60	55	60	57	5	7	17	66
AYAGAMA JANAPADA VIDYALAYA, AYAGAMA.	17	55	62	55	54	57	60	57	4	6	10	66
THELIKADA MAHA VIDYALAYA, GINIMELLAGAHA.	14	60	54	63	49	59	58	57	1	5	17	66
NALAGAMA MUSLIM VIDYALAYA, TANGALLE.	3	67	60	53	60	50	53	57	3	7	17	66
AL-HIKMA MUSLIM VIDYALAYA, GAMPOLA.	19	58	52	57	58	56	61	57	1	5	6	66
RANUGALLA KANISHTA VIDYALAYA, PASSARA.	14	61	56	51	61	57	56	57	1	1	1	66
DANDENIYA KANISHTA VIDYALAYA, RATMALE.	6	57	55	52	60	60	58	57	2	7	17	66

* School Candidates (1st attempt)

School Performance Indices – G.C.E. (O/L) Examination – 2021 - Best Performing Schools

(Schools with less than 20 candidates)

School	No of Candidates*	Performance Indices of Subjects						School Performance Index	Rank of the School			
		Religion	First Language	English	Science	Mathematics	History		Edu. Zone	District	Province	Island
THAVASIYAKULAM G.T.M.S. VAVUNIYA.	7	63	61	46	56	57	59	57	2	2	10	66
THIKILIVEDDAI G.T.M. SCHOOL, MURAKKADDANCHENAI.	17	59	54	48	56	62	63	57	1	3	8	66
KEMPITIKANDA KANISHTA VIDYALAYA, PATHTHAMPITIYA.	7	57	57	50	54	57	66	57	1	5	10	66
UKKUTULE VIDYALAYA, MATURATA.	9	57	60	43	69	52	60	57	1	1	6	66
KUDAGAMA VIDYALAYA NAWAMEDAGAMA.	19	53	57	40	64	64	62	57	1	6	8	66
UNELLA JAYANTHI V., PALATUWA.	1	60	60	70	50	40	60	57	2	7	17	66
KULAVISUDDAN G.T.M. VIDYALAYA, NEDUNKERNY.	2	60	65	50	50	60	55	57	2	2	10	66
JINNAPURAM G.M.M.S. PULMODDAI 04.	14	61	54	56	54	45	69	57	1	1	8	66
KAMBARMALAI VIDYALAYAM, VALVETTITHURAI.	14	59	62	51	49	63	54	56	1	5	13	84
AL AZAR MUSLIM VIDYALAYA, MANANWATTE.	9	60	57	57	54	56	53	56	2	2	8	84
THALPATHWEWA VIDYALAYA, POLPITHIGAMA.	19	56	52	49	55	58	67	56	2	9	13	84
AL BADRIYA MUSLIM MAHA VIDYALAYA, DIYATALAWA.	17	56	59	59	57	53	53	56	1	1	2	84
POLGAHA ARAWA VIDYALAYA, BADULLA.	19	58	57	46	58	53	65	56	1	1	2	84
DIYALAPE KANISHTA VIDYALAYA, AKURESSA.	10	60	60	46	57	53	60	56	2	9	22	84
MUWANDENIYA VIDYALAYA, MATALE.	15	53	48	58	62	57	58	56	1	2	8	84
BAKMEEWEWA VID., AMBANPOLA.	8	61	54	59	59	55	48	56	2	9	13	84
BERAGAMA JANAPADA VIDYALAYA, AMBALANTOTA.	15	60	51	65	53	48	59	56	1	9	22	84
RAJAPAKSHA CO-OPERATIVE VILLAGE KANISHTA VIDYALAYA, VITARANDEN	5	52	60	48	60	56	60	56	4	9	22	84
KUDATHANAI G.T.M.S., KUDATHANAI.	15	60	63	49	54	55	54	56	1	5	13	84
KOBBEKADUWA VIDYALAYA, YAHALATENNA.	19	47	46	64	70	51	57	56	2	6	8	84
NAWALAKANDA VIDYALAYA, KALAWANA.	4	68	58	53	58	48	50	56	5	7	12	84
MAHILOORMUNAI SAKTHY VIDYALAYA, KALUWANCHIKUDY,	16	52	61	56	53	60	53	56	2	4	11	84
SENARATHGAMA JUNIOR SCHOOL, KATUGASTOTA.	13	50	44	60	55	61	64	56	3	6	8	84
NARANGALA KANISHTA VIDYALAYA, BULATHKOHUPITIYA.	6	55	57	55	55	57	55	56	2	6	12	84
ST. LAWRENCE R.C.T.M.S.VIDYALAYA, TALAIMANNAR.	15	64	59	51	50	55	55	56	1	2	13	84

* School Candidates (1st attempt)

School Performance Indices – G.C.E. (O/L) Examination – 2021 - Best Performing Schools

(Schools with less than 20 candidates)

School	No of Candidates*	Performance Indices of Subjects						School Performance Index	Rank of the School			
		Religion	First Language	English	Science	Mathematics	History		Edu. Zone	District	Province	Island
NEDOLAKANDA VIDYALAYA, VIA RAKWANA.	19	57	56	54	58	55	54	56	2	7	12	84
MURAVODAI SHAKTHI VIDYALAYA, VALACHCHENAI.	5	56	60	46	44	70	58	56	2	4	11	84
ATUBODE K.V., WALASMULLA.	15	47	49	43	57	72	66	56	6	9	22	84
USWEWA KANISHTA VIDYALAYA, TANGALLE.	17	54	61	52	57	55	55	56	4	9	22	84
MEDAGAMA VIDYALAYA, ANHANDIYA.	7	61	57	51	54	50	60	56	1	9	13	84
BOGAHA PELESSA KANISHTA VIDYALAYA, BADALKUMBURA.	4	50	53	50	60	60	60	56	2	2	2	84
PALEEGALA VIDYALAYA, EHELIYAGODA.	16	64	56	49	57	48	59	56	2	7	12	84
HATHPORUWA KANISHTA VIDYALAYA, SURIYAWEWA TOWN.	18	54	57	49	58	59	56	56	1	9	22	84

* School Candidates (1st attempt)

WESTERN PROVINCE

School Performance Indices – G.C.E. (O/L) Examination – 2021

(Schools with less than 20 candidates)

Province | WESTERN
District | COLOMBO
Edu. Zone | COLOMBO

School	No of Candidates*	Performance Indices of Subjects						School Performance Index	Rank of the School			
		Religion	First Language	English	Science	Mathematics	History		Edu. Zone	District	Province	Island
ST. MARYS TAMIL MAHA VIDYALAYA, COLOMBO 4.	11	53	50	58	44	41	43	48	1	4	27	463
AL HIJRA VIDYALAYA, COLOMBO 10.	14	49	41	59	46	48	37	47	2	6	37	547
ARETHUSA M.V., COLOMBO 6.	15	39	39	57	40	41	59	46	3	9	44	625
VIHARAMAHADEVI BALIKA VIDYALAYA, COLOMBO 10.	7	43	36	64	51	40	39	46	3	9	44	625
KOLLUPITIYA METHODIST G.T.M.S., COLOMBO 3.	13	55	46	54	42	35	40	45	5	13	52	741
HOLY ROSARY TAMIL VIDYALAYA, COLOMBO 2.	2	40	40	50	45	55	35	44	6	17	64	856
KUMRAUTHAYAM T.V., COLOMBO 6.	17	44	39	52	40	39	41	43	7	20	70	984
DR. BADI-UD-DIN MAHUMUD VIDYALAYA, COLOMBO 13.	17	42	45	49	38	32	32	40	8	30	100	1310
LUNUPOKUNA ST. ANDREW'S VIDYALAYA, COLOMBO 15.	8	46	38	43	24	35	46	39	9	32	108	1415
MIHINDU MAWATHA SINHALA MAHA VIDYALAYA, COLOMBO 12.	8	31	29	53	35	28	49	38	10	33	116	1524
SRI PARAKRAMABAHU MAHA VIDYALAYA, COLOMBO 5.	13	38	37	55	24	28	47	38	10	33	116	1524
MAHAMATHIYA MAHA VIDYALAYA COLOMBO 5.	12	33	36	49	26	35	45	37	12	40	134	1626
ST. MARY'S V., COLOMBO 13.	8	23	31	54	49	25	39	37	12	40	134	1626
MAHABODHI M.V., COLOMBO 10.	18	34	30	52	28	38	36	36	14	46	149	1729
SEEVALIE M.M.V., COLOMBO 8.	12	42	40	41	26	31	32	35	15	51	164	1822
SIRI SARIPUTTA M.V., COLOMBO 2.	8	28	25	50	23	33	36	33	16	54	185	1992
ST. MARY'S SINHALA MIXED V., COLOMBO 4	9	32	34	39	32	30	32	33	16	54	185	1992
KOTAHENA METHODIST TAMIL VIDYALAYA, COLOMBO 13.	12	28	31	41	37	33	29	33	16	54	185	1992
AGAMETHI VIDYALAYA, COLOMBO 15.	15	30	28	40	27	34	25	31	19	63	205	2155
SIR BARON JAYATILAKE VIDYALAYA, COLOMBO 10.	13	28	24	46	21	32	32	31	19	63	205	2155
ST.MICHAEL'S M.V., COLOMBO 3.	9	24	27	47	31	28	31	31	19	63	205	2155
ST.SEBASTIAN TAMIL VIDYALAYA, COLOMBO 12.	16	42	35	38	22	31	20	31	19	63	205	2155
BLOEMENDAL SINHALA VIDYALAYA, COLOMBO 14	17	28	29	42	22	29	27	30	23	68	215	2212
MODERA ST. JOHN'S V., COLOMBO 15.	7	27	24	37	23	34	23	28	24	72	229	2307

* School Candidates (1st attempt)

School Performance Indices – G.C.E. (O/L) Examination – 2021

(Schools with less than 20 candidates)

Province	WESTERN
District	COLOMBO
Edu. Zone	COLOMBO

School	No of Candidates*	Performance Indices of Subjects						School Performance Index	Rank of the School			
		Religion	First Language	English	Science	Mathematics	History		Edu. Zone	District	Province	Island
SRI SANGABODHI M.V., COLOMBO 14.	7	29	20	36	36	24	24	28	24	72	229	2307
HOLY ROSARY SINHALA VIDYALAYA, COLOMBO 2.	7	23	23	36	19	26	33	27	26	74	238	2345
MARADANA HINDU VIDYALAYA COLOMBO 10.	4	38	25	25	28	25	20	27	26	74	238	2345
KOTAHENA JANADHIPATHI VIDYALAYA, COLOMBO 13.	14	21	21	30	29	23	24	25	28	79	257	2414
SRI MEDHANANDA V., COLOMBO 15.	12	23	21	34	23	19	24	24	29	80	258	2435
A.E. GUNASINGHE VIDYALAYA, COLOMBO 12.	6	20	22	32	23	20	17	22	30	81	261	2462
AL AMEEN VIDYALAYA, COLOMBO 3.	8	19	14	43	15	26	16	22	30	81	261	2462
S.W.R.D.BANDARANAYAKA V., COLOMBO 8.	11	16	16	24	25	19	16	19	32	84	268	2497
Total	350											

* School Candidates (1st attempt)

School Performance Indices – G.C.E. (O/L) Examination – 2021

(Schools with less than 20 candidates)

Province	WESTERN
District	COLOMBO
Edu. Zone	HOMAGAMA

School	No of Candidates*	Performance Indices of Subjects						School Performance Index	Rank of the School			
		Religion	First Language	English	Science	Mathematics	History		Edu. Zone	District	Province	Island
MAWATHGAMA JUNIOR SECONDARY SCHOOL, HOMAGAMA.	8	54	49	53	58	58	56	55	1	2	8	109
JALTHARA MAHA VIDYALAYA, HANWELLA.	19	39	44	35	46	56	57	46	2	9	44	625
OLABODUWA ZOYSA M.V., GONAPOLA JUNCTION.	6	40	55	43	40	42	47	45	3	13	52	741
SIYAMBALAGODA DHARMAPALA KANISHTA VIDYALAYA, POLGASOVITA.	9	38	47	41	51	42	40	43	4	20	70	984
KIRIWATTUDUWA JAYATHILAKA K.V., KIRIWATTUDUWA.	10	41	49	38	42	37	45	42	5	25	76	1079
PUWAKPITIYA SOUTH K.V., PUWAKPITIYA.	18	46	44	37	31	41	54	42	5	25	76	1079
PANNAGULA M.V., THUMMODARA.	9	41	40	43	43	42	39	41	7	29	90	1193
GALAGEDARA K.V., PADUKKA.	18	41	38	47	32	36	33	38	8	33	116	1524
MALAGALA M.V., PUDDUKKA	13	38	42	35	40	36	34	38	8	33	116	1524
PALAGAMA SIRI PERAKUM VIDYALAYA, POLGASOVITA.	13	38	43	45	32	38	31	38	8	33	116	1524
WELIKANNA R.C.K.C., WAGA.	19	43	44	33	32	40	33	38	8	33	116	1524
GALAGEDARA MUSLIM V., PADUKKA.	10	41	38	44	30	36	33	37	12	40	134	1626
WAGAWATTE TAMIL K. VIDYALAYA, THUMMODARA.	9	47	41	44	20	36	32	37	12	40	134	1626
SIRIPATHI VIDYALAYA, POLGASOVITA.	14	36	35	44	31	31	36	36	14	46	149	1729
MAWATHAGAMA MODEL JUNIOR V., PADUKKA.	18	35	40	33	33	32	31	34	15	53	177	1912
DIDDENIYA K.V., HANWELLA.	16	35	39	29	29	33	28	32	16	60	197	2079
MULLEGAMA MAHA VIDYALAYA, MULLEGAMA.	11	35	29	25	33	26	46	32	16	60	197	2079
SRI SUDHARMARAMA PIRIVENA, AVISSAWELLA.	18	32	34	27	29	28	32	30	18	68	215	2212
SUNEETHA VIDYALAYA, PADUKKA.	5	18	12	30	14	26	20	20	19	83	265	2486
Total	243											

* School Candidates (1st attempt)

School Performance Indices – G.C.E. (O/L) Examination – 2021

(Schools with less than 20 candidates)

Province	WESTERN
District	COLOMBO
Edu. Zone	SRI JAYAWARDANAPURA

School	No of Candidates*	Performance Indices of Subjects						School Performance Index	Rank of the School			
		Religion	First Language	English	Science	Mathematics	History		Edu. Zone	District	Province	Island
APOSTOLIC CARMEL SCHOOL, MAHARAGAMA.	11	57	53	52	44	45	48	50	1	3	21	315
VIDYAWARDHANA MAHA VIDYALAYA, BATTARAMULLA.	18	48	44	56	45	43	47	47	2	6	37	547
DEDIGAMUWA KANISHTA VIDYALAYA, DEDIGAMUWA.	19	57	44	37	35	43	51	45	3	13	52	741
THALAHENA MAHA VIDYALAYA, MALABE.	17	53	32	35	44	61	46	45	3	13	52	741
SRI JAYAWARDANAPURA HINDU VIDYALAYA, RAJAGIRIYA.	15	35	41	51	43	45	46	44	5	17	64	856
ST. MARY'S MAHA VIDYALAYA, KADUWELA.	16	47	46	39	51	39	33	43	6	20	70	984
SRIJAYA/NCEF BUDDHIST COLLEGE, MULLERIYAWA NEW TOWN	3	40	37	47	47	40	47	43	6	20	70	984
RAJAGIRIYA R.C.T.M.VIDYALAYA, RAJAGIRIYA.	10	42	41	55	32	42	41	42	8	25	76	1079
SRI SUDHARSHANA K.V., BATTARAMULLA.	13	54	42	42	32	43	41	42	8	25	76	1079
VIDYALOKA VIDYALAYA, HOKANDARA.	10	33	39	41	35	39	36	37	10	40	134	1626
SRI RAHULA M.V., KOTTE.	9	39	36	38	36	36	32	36	11	46	149	1729
SRI INDAJOTHI KANISHTA VIDYALAYA, BATTARAMULLA.	11	35	31	35	34	29	31	33	12	54	185	1992
RATHNA KANISHTA VIDYALAYA, HOKANDARA.	14	31	30	33	29	31	30	31	13	63	205	2155
SUBADDHRARAMA PIRIVENA NUGEGODA.	8	29	29	30	33	31	29	30	14	68	215	2212
WERAGODA KANISHTA VIDYALAYA, KOLONNAWA.	18	25	31	32	25	23	23	27	15	74	238	2345
SIRI PERAKUMBA MAHA VIDYALAYA, RAJAGIRIYA.	15	19	22	20	19	19	15	19	16	84	268	2497
PAMUNUWA K.V., MAHARAGAMA.	8	24	18	10	14	18	11	16	17	88	277	2510
Total	215											

* School Candidates (1st attempt)

School Performance Indices – G.C.E. (O/L) Examination – 2021

(Schools with less than 20 candidates)

Province	WESTERN
District	COLOMBO
Edu. Zone	PILIYANDALA

School	No of Candidates*	Performance Indices of Subjects						School Performance Index	Rank of the School			
		Religion	First Language	English	Science	Mathematics	History		Edu. Zone	District	Province	Island
ARAFATH MUSLIM VIDYALAYA, MORATUWA.	17	63	54	64	59	58	46	57	1	1	6	66
WILLORAWATTA GNANISSARA BAUDDA VIDYALAYA MORATUWA.	10	55	48	34	44	52	56	48	2	4	27	463
SUBODHA BALIKA VIDYALAYA, DEHIWALA.	7	47	46	49	43	46	49	47	3	6	37	547
NUGEGODA TAMIL MAHA VIDYALAYA, NUGEGODA.	17	48	44	52	35	52	42	46	4	9	44	625
BUDDHAGOSHA MAHA VIDYALAYA, DEHIWALA.	19	40	36	47	42	46	55	44	5	17	64	856
BLIND SCHOOL, RATMALANA.	15	47	45	28	40	43	52	43	6	20	70	984
KORALAWELLA ROMAN CATHOLIC VIDYALAYA, MORATUWA.	16	44	47	34	35	36	43	40	7	30	100	1310
BOKUNDARA MAHINDA K.V., PILIYANDALA.	18	41	37	32	33	40	43	38	8	33	116	1524
MEELAD MUSLIM VIDYALAYA, DEHIWALA.	9	36	31	54	24	34	41	37	9	40	134	1626
SRI RAHULA MAHA VIDYALAYA, MT. LAVINIA.	18	43	32	32	34	38	38	36	10	46	149	1729
ST. ANTHONY'S VIDYALAYA, MORATUWA.	14	38	38	35	22	36	48	36	10	46	149	1729
DELTARA K.V., PILIYANDALA.	13	34	32	51	25	26	42	35	12	51	164	1822
ANANDA SAMARAKOON KANISTHA VIDYALAYA, PILIYANDALA.	19	38	41	33	28	27	29	33	13	54	185	1992
UYANA KANISHTA V., MORATUWA.	19	36	33	35	27	28	39	33	13	54	185	1992
JANAJAYA VIDYALAYA, MORATUWA.	12	31	28	32	43	28	30	32	15	60	197	2079
SUNETHRA DEVI BOYS' M.V., BORALESGAMUWA.	1	40	40	30	10	30	30	30	16	68	215	2212
SUNETRA MAHA DEVI PIRIVENA, BORALESGAMUWA.	19	27	23	27	28	25	30	27	17	74	238	2345
MOUNT LAVINIA ST. ANTHONY'S JUNIOR SCHOOL. MT. LAVINIA.	10	18	24	24	31	22	41	27	17	74	238	2345
SRI PUNYAKAMI VIDYALAYA, MT. LAVINIA.	3	17	13	25	17	17	23	19	19	84	268	2497
DEAF SCHOOL, RATMALANA.	13	19	20	18	13	16	21	18	20	87	273	2503
Total	269											

* School Candidates (1st attempt)

School Performance Indices – G.C.E. (O/L) Examination – 2021

(Schools with less than 20 candidates)

Province | WESTERN
District | GAMPAHA
Edu. Zone | GAMPAHA

School	No of Candidates*	Performance Indices of Subjects						School Performance Index	Rank of the School			
		Religion	First Language	English	Science	Mathematics	History		Edu. Zone	District	Province	Island
WEERAGULA KANISHTA VIDYALAYA, YAKKALA.	13	48	45	45	51	42	58	48	1	11	27	463
BOLLATHA DHARMAPALA MAHA VIDYALAYA, GANEMULLA.	15	45	44	40	53	47	41	45	2	15	52	741
IHALA YAGODA LUMBINI KANISHTA VIDYALAYA, GAMPAHA	18	44	41	42	47	42	53	45	2	15	52	741
TIHARIYA MAURAPADA KANISHTA VIDYALAYA, KALAGEDIHENA.	18	51	40	47	31	36	48	42	4	18	76	1079
ATTANAGALLA SRI PAGNGNATISSA K.V., ATTANAGALLA.	11	38	36	39	42	46	45	41	5	24	90	1193
THARALA HOLY CROSS JUNIOR SCHOOL, PUGODA.	16	43	34	34	54	44	37	41	5	24	90	1193
SRI NISHSHANKA JUNIOR SECONDARY SCHOOL, YAKKALA.	11	40	45	37	37	47	35	40	7	29	100	1310
LUNUGAMA SIRI PERAKUMBA M.V., GAMPAHA.	12	36	33	44	38	41	44	39	8	31	108	1415
PARAKANDENIYA SIRI PERAKUMBA MAHA VIDYALAYA, IMBULGODA	12	40	37	38	35	43	34	38	9	34	116	1524
SRI VIJAYA MAHA VIDYALAYA, GANEMULLA.	18	31	33	37	51	39	36	38	9	34	116	1524
KITHTHAMMAHARA M.V., NITTAMBUWA.	19	35	43	37	36	39	33	37	11	39	134	1626
MATALANA KANISHTA VIDYALAYA, NITTAMBUWA.	8	36	40	33	44	30	38	37	11	39	134	1626
ORCHARD WATTA MUSLIM VIDYALAYA, NITTAMBUWA.	9	38	31	42	37	36	38	37	11	39	134	1626
YATIYANA KANISHTA VIDYALAYA, NITTAMBUWA.	15	31	35	39	36	45	37	37	11	39	134	1626
BOPAGAMA KANISHTA VIDYALAYA, VEYANGODA.	8	41	39	34	25	36	43	36	15	45	149	1729
TIBBOTUGODA GAMINI KANISHTA VIDYALAYA, GANEMULLA.	14	33	39	39	35	36	32	36	15	45	149	1729
DANGALLA DARMARAJA MAHA VIDYALAYA, PEPILIYAWALA.	16	33	38	32	33	38	33	35	17	51	164	1822
INDOLAMULLA K.VIDYALAYA, DOMPE.	4	35	40	35	33	33	33	35	17	51	164	1822
MORAGODA WIMALADHARMA SOORIYA KANISHTA VIDYALAYA, GAMPAHA.	10	37	33	38	34	33	34	35	17	51	164	1822
MALWANA MAHA VIDYALAYA, MALWANA.	19	34	44	26	36	34	31	34	20	58	177	1912
SRIMATH BARON JAYATHILAKA KANISHTA VIDYALAYA, UDATHUTHIRIPITIY	6	30	38	35	38	25	38	34	20	58	177	1912
MARYLAND KANISHTA V., WATHURUGAMA.	7	34	36	30	30	30	33	32	22	64	197	2079
RATHUPASWALA BODHIRAJA KANISHTA VIDYALAYA, MUDUNGODA.	15	31	34	33	30	39	25	32	22	64	197	2079
SIRI SUMANGALA PIRIVENA ELLAKKALA.	9	34	38	23	24	36	30	31	24	66	205	2155

* School Candidates (1st attempt)

School Performance Indices – G.C.E. (O/L) Examination – 2021

(Schools with less than 20 candidates)

Province	WESTERN
District	GAMPAHA
Edu. Zone	GAMPAHA

School	No of Candidates*	Performance Indices of Subjects						School Performance Index	Rank of the School			
		Religion	First Language	English	Science	Mathematics	History		Edu. Zone	District	Province	Island
HISWELLA K.V., KIRINDIWELA.	14	31	35	24	31	28	29	30	25	67	215	2212
NIKAHETIKANDA KANISHTA VIDYALAYA, VEYANGODA.	5	34	32	28	24	32	32	30	25	67	215	2212
TITTAPATTARA K.V., TITTAPATTARA.	13	28	33	25	22	26	32	28	27	73	229	2307
VIDYADEEPA UNIVERSITY PIRIVENA, JA-ELA.	14	25	25	25	36	39	19	28	27	73	229	2307
PELPITA KANISHTA VIDYALAYA, MANDAWALA.	8	28	26	23	33	24	30	27	29	78	238	2345
ANURAGODA KANISHTA VIDYALAYA, PEPILYAWALA.	11	27	25	26	19	25	20	24	30	87	258	2435
PHYSICALLY HANDICAPPED ISLAMIC CENTRE, THIHARIYA.	7	27	20	37	17	24	17	24	30	87	258	2435
WELIKADAMULLA KANISHTA V., ATTANAGALLA.	9	20	19	21	16	28	23	21	32	89	264	2479
PALUGAMA KANISHTA VIDYALAYA, DOMPE.	6	13	18	17	18	20	17	17	33	93	275	2506
Total	390											

* School Candidates (1st attempt)

School Performance Indices – G.C.E. (O/L) Examination – 2021

(Schools with less than 20 candidates)

Province | WESTERN
District | GAMPAHA
Edu. Zone | MINUWANGODA

School	No of Candidates*	Performance Indices of Subjects						School Performance Index	Rank of the School			
		Religion	First Language	English	Science	Mathematics	History		Edu. Zone	District	Province	Island
HANDURUMULLA KANISHTA VIDYALAYA, MIRIGAMA.	10	58	64	62	61	54	63	60	1	1	3	28
ELLALAMULLA ZAHIRA M.V., PASYALA.	19	51	56	59	53	49	49	53	2	4	10	167
KALAWANA SENANAYAKA KANISHTA VIDYALAYA, MINUWANGODA.	10	55	59	50	48	42	56	52	3	5	12	207
VIGODA MAHA VIDYALAYA, BEMMULLA.	13	58	53	48	46	54	48	51	4	6	15	261
HENEPOLA KANISHTA VIDYALAYA, MIRIGAMA.	3	53	60	43	50	47	50	51	4	6	15	261
PETHIYAGODA BUDDHIST JUNIOR SCHOOL, GAMPAHA.	12	48	53	50	48	55	44	50	6	8	21	315
BOTHALE KANISHTA VIDYALAYA, AMBEPUSSA.	16	51	55	48	46	43	57	50	6	8	21	315
KUDAGAMMANA MAHA VIDYALAYA, WALPITA.	16	49	49	41	44	58	54	49	8	10	24	380
WEERASURIKANDA KANISHTA VID., PASYALA.	7	50	53	49	41	36	46	46	9	14	44	625
MALIGATENNA KANISHTA VIDYALAYA, VEYANGODA.	10	45	49	41	46	40	51	45	10	15	52	741
HALPE EKANAYAKA KANISHTA V., MIRIGAMA.	13	47	47	41	33	41	42	42	11	18	76	1079
PAHALA MADAMPELLA K.V. KATANA.	19	43	46	39	38	43	41	42	11	18	76	1079
IHALA MADAMPELLA RANASINGHE M.V., VIA MIHIRIGAMA.	14	46	48	36	39	36	46	42	11	18	76	1079
BALATHAWA KANISHTA VIDYALAYA, AMBEPUSSA.	6	33	47	42	43	43	42	42	11	18	76	1079
WITHANAMULLA KANISHTA VIDYALAYA, DIVULAPITIYA.	16	36	36	39	41	49	34	39	15	31	108	1415
AL-HASSAN K.VIDYALAYA, WEWELDENIYA,	5	48	34	36	30	36	48	39	15	31	108	1415
ASGIRIYA SUDARSHANA KANISHTA VIDYALAYA, GAMPAHA.	18	41	42	39	35	32	40	38	17	34	116	1524
KOONGODAMULLA ST. ANTHONY'S JUNIOR SCHOOL, KATANA.	19	48	39	29	33	37	39	38	17	34	116	1524
ASGIRIYA WEST JUNIOR MIXED V., GAMPAHA.	12	42	42	36	33	33	36	37	19	39	134	1626
DELWALA SRIMATH OLCOTT M.V., MIRIGAMA.	12	33	32	37	35	40	36	36	20	45	149	1729
GANEGODA RAJASINGHE M.V., MIRIGAMA.	13	40	42	25	36	33	39	36	20	45	149	1729
HALUGAMA BUDDHIST KANISHTA VID., PAMUNUWATTA.	6	28	30	32	45	48	35	36	20	45	149	1729
DUMUNNE GEDARA KANISHTA VIDYALAYA, KAL ELIYA.	5	40	36	38	32	30	36	35	23	51	164	1822
DAGONNA M.V., VIA NEGOMBO.	2	30	45	20	30	25	30	30	24	67	215	2212

* School Candidates (1st attempt)

School Performance Indices – G.C.E. (O/L) Examination – 2021

(Schools with less than 20 candidates)

Province	WESTERN
District	GAMPAHA
Edu. Zone	MINUWANGODA

School	No of Candidates*	Performance Indices of Subjects						School Performance Index	Rank of the School			
		Religion	First Language	English	Science	Mathematics	History		Edu. Zone	District	Province	Island
AKARAGAMA GUNADASA KANISHTA VIDYALAYA, AKARAGAMA.	6	23	28	33	37	27	23	29	25	72	227	2274
DEBAHERA KANISHTA VIDYALAYA, NITTAMBUWA.	9	27	27	23	30	30	32	28	26	73	229	2307
PETHIYAGODA METHODISTA KANISHTA VIDYALAYA, GAMPAHA.	4	23	30	28	23	28	30	27	27	78	238	2345
DORANAGODA MAHA VIDYALAYA, UDUGAMPOLA.	4	18	23	28	35	28	23	26	28	82	251	2386
WADURAWA KANISHTA VIDYALAYA, VEYANGODA.	7	27	32	26	23	19	26	26	28	82	251	2386
KAMARAGODA ROMAN CATHILIC JUNIOR SCHOOL, DEWALAPOLA.	4	25	23	10	15	13	18	17	30	93	275	2506
Total	310											

* School Candidates (1st attempt)

School Performance Indices – G.C.E. (O/L) Examination – 2021

(Schools with less than 20 candidates)

Province | WESTERN
District | GAMPAHA
Edu. Zone | NEGOMBO

School	No of Candidates*	Performance Indices of Subjects						School Performance Index	Rank of the School			
		Religion	First Language	English	Science	Mathematics	History		Edu. Zone	District	Province	Island
SRI LANKA AIR FORCE K.V., KATUNAYAKA.	9	54	60	63	69	59	56	60	1	1	3	28
BASIYAWATTA ST. PETERS'S COLLEGE, NEGOMBO.	18	47	38	39	50	55	51	47	2	13	37	547
PANGNGAWASA JUNIOR SECONDARY VIDYALAYA, JA-ELA.	13	38	39	38	29	38	42	37	3	39	134	1626
KANUWANA ST. JOSEPH JUNIOR SECONDARY SCHOOL, JA-ELA.	9	32	33	37	37	33	41	36	4	45	149	1729
KATUNAYAKA M.V., KATUNAYAKA.	10	39	31	30	39	32	40	35	5	51	164	1822
KEPUNGODA ST. ANTHONY'S KANISHTA SECONDARY VIDYALAYA, PAMUNUGAMA.	17	45	35	35	33	35	29	35	5	51	164	1822
ALAWATHUPITIYA JUNIOR SECONDARY V., SEEDUWA.	15	34	32	35	33	33	33	33	7	61	185	1992
WELIHENA R.C. TAMIL V., KOCHCHIKADE.	6	45	42	35	25	27	23	33	7	61	185	1992
BATAGAMA NORTH JUNIOR SECONDARY V., JAELA.	19	34	25	36	42	29	34	33	7	61	185	1992
KALUWARIPPUWA WEST SRI WIJAYA K.V., KATANA.	6	33	33	26	28	27	30	30	10	67	215	2212
WALPOLA DARMARATNA JUNIOR SECONDARY V., RAGAMA.	15	35	33	30	28	31	25	30	10	67	215	2212
TILLANDUWA K.V., NEGOMBO.	11	30	23	28	23	30	31	28	12	73	229	2307
DUNGALPITIYA KANISHTA V., NEGOMBO.	9	29	24	33	28	27	24	28	12	73	229	2307
MANKULIYA ST. ANTHONY'S V., NEGOMBO.	14	32	25	28	26	26	22	27	14	78	238	2345
RAGAMA ST. JOSAPH'S DEAF VIDYALAYA, RAGAMA.	13	22	24	32	18	35	28	27	14	78	238	2345
KUDAPADUWA SINHALA MIXED V., NEGOMBO.	9	28	26	30	23	26	23	26	16	82	251	2386
MURUTHANA K.V., KOCHCHIKADE.	13	31	30	24	24	27	21	26	16	82	251	2386
WALANA LAKSHMIE KANISHTA VIDYALAYA, KATUNAYAKE.	8	30	33	26	24	21	23	26	16	82	251	2386
BANDARAWATTA ST. MARY'S K.V., SEEDUWA.	9	17	19	23	19	20	23	20	19	90	265	2486
ETHGALA R.C.K.V., KOCHCHIKADE.	14	24	20	19	14	28	14	20	19	90	265	2486
DANDUGAMA LANKA SABHA KANISHTA SECONDARY VIDYALAYA, JA-ELA.	12	17	19	16	25	17	15	18	21	92	273	2503
Total	249											

* School Candidates (1st attempt)

School Performance Indices – G.C.E. (O/L) Examination – 2021

(Schools with less than 20 candidates)

Province	WESTERN
District	GAMPAHA
Edu. Zone	KELANIYA

School	No of Candidates*	Performance Indices of Subjects						School Performance Index	Rank of the School			
		Religion	First Language	English	Science	Mathematics	History		Edu. Zone	District	Province	Island
PAMUNUWILA MAHA VIDYALAYA, GONAWALA.	19	57	56	59	55	54	63	57	1	3	6	66
KELANITISSA VIDYALAYA, GONAWALA.	11	50	45	45	55	36	59	48	2	11	27	463
SIRISIDUHATH KANISHTA VIDYALAYA, ETIKEHELGALLA.	12	49	42	33	35	46	45	42	3	18	76	1079
CHANDARATNA MAHA VIDYALAYA, KELANIYA.	9	44	41	40	42	38	39	41	4	24	90	1193
KIRIMETIYAGARA R.C. BOYS SCHOOL, KADAWATA.	8	35	41	33	49	43	46	41	4	24	90	1193
VIDYANI COLLEGE, PAMUNUGAMA.	10	39	42	50	41	37	39	41	4	24	90	1193
URUWALA KANISHTA VIDYALAYA, BUTHPITIYA.	6	35	42	45	45	38	35	40	7	29	100	1310
WELIKADAMULLA SRI SIDDHARTA KANISHTA SECONDARY SCHOOL, WATTALA	10	36	40	51	32	36	35	38	8	34	116	1524
WELEGODA MUSLIM VIDYALAYA, WATTALA	11	36	41	44	33	28	25	35	9	51	164	1822
KIRIKITTA K.V. WELIVERIYA.	17	38	36	32	36	35	28	34	10	58	177	1912
Total	113											

* School Candidates (1st attempt)

School Performance Indices – G.C.E. (O/L) Examination – 2021

(Schools with less than 20 candidates)

Province | WESTERN
District | KALUTARA
Edu. Zone | KALUTARA

School	No of Candidates*	Performance Indices of Subjects						School Performance Index	Rank of the School			
		Religion	First Language	English	Science	Mathematics	History		Edu. Zone	District	Province	Island
BOTUWAWATTA SRI DEVANANDA VIDYALAYA, KALUTARA.	2	60	55	55	45	45	50	52	1	6	12	207
ETANAMADALA KANISHTA VIDYALAYA, KALUTARA NORTH.	11	59	55	49	49	41	54	51	2	8	15	261
SUGATHA KANISHTA VIDYALAYA, KALUTARA NORTH.	14	56	44	49	41	50	39	47	3	20	37	547
HORETUDUWA MUSLIM VIDYALAYA, MORATUWA.	17	51	45	56	41	38	42	46	4	23	44	625
MALABODA TAMIL VID., DODANGODA.	9	49	56	47	22	46	47	45	5	26	52	741
TEBUWANA KANISHTA VIDYALAYA, TEBUWANA.	16	44	48	36	48	38	49	44	6	31	64	856
BADANAGODA KANISHTA VIDYALAYA, BERUWALA.	18	53	43	33	43	44	37	42	7	35	76	1079
KESELWATTA SRI JINADHARMADANA VIDYALAYA, PANADURA.	19	41	43	36	41	38	40	40	8	43	100	1310
CULLODEN TAMIL VIDYALAYA, NEBODA.	14	46	41	44	27	39	38	39	9	47	108	1415
PANAPITIYA AGAMATHI MAHA VIDYALAYA, WASKADUWA.	6	40	45	33	33	37	43	39	9	47	108	1415
THUDUGALA WIMALASARA VIDYALAYA, DODANGODA.	17	39	40	36	31	38	51	39	9	47	108	1415
SISU VIRU VIDYALAYA KESELWATHTHA,	8	29	33	49	44	36	38	38	12	51	116	1524
MAGGONA SRI SAMBUDDHARAJA VIDYALAYA, MAGGONA.	5	38	32	42	34	38	42	38	12	51	116	1524
MAWALA KANISHTA VIDYALAYA, WADDUWA.	16	41	41	32	40	34	38	38	12	51	116	1524
NEHINNA KANISHTA VIDYALAYA, DODANGODA.	14	34	42	39	43	32	39	38	12	51	116	1524
KALAMULLA R.C. VIDYALAYA, KALUTARA.	3	27	30	40	57	27	37	36	16	60	149	1729
PELAPITIYAGODA KANISHTA VIDYALAYA, TEBUWANA.	4	43	45	23	25	40	38	36	16	60	149	1729
ADIKARIGODA KANISHTA VIDYALAYA, KALUTARA.	7	30	37	49	30	39	24	35	18	64	164	1822
RATUWATTA DIAMOND JUBILEE COLLEGE, PANADURA.	19	32	35	33	34	37	37	35	18	64	164	1822
SADDARMAKARA VIDYATHANA PIRIVENA, PANADURA.	10	35	35	31	32	42	35	35	18	64	164	1822
JERAMIAS DIAS VIDYALAYA, PANADURA.	14	41	32	39	34	35	25	34	21	68	177	1912
MALEGODA KANISHTA VIDYALAYA, PAYAGALA..	2	35	25	30	25	40	40	33	22	72	185	1992
ST. VISENTHI GOVT. KANISHTA VIDYALAYA, MAGGONA.	12	51	27	29	19	35	37	33	22	72	185	1992
PAYAGALA HINDU COLLEGE, DODANGODA.	14	36	38	27	34	30	26	32	24	75	197	2079

* School Candidates (1st attempt)

School Performance Indices – G.C.E. (O/L) Examination – 2021

(Schools with less than 20 candidates)

Province	WESTERN
District	KALUTARA
Edu. Zone	KALUTARA

School	No of Candidates*	Performance Indices of Subjects						School Performance Index	Rank of the School			
		Religion	First Language	English	Science	Mathematics	History		Edu. Zone	District	Province	Island
KOSHENA KANISHTA VIDYALAYA, PAYAGALA.	4	33	30	30	28	30	33	31	25	78	205	2155
KALUWAMODARA KANISHTA VIDYALAYA, ALUTHGAMA.	9	32	33	23	30	29	31	30	26	82	215	2212
MADAWILGODA SRI GNANANDA KANISTA VIDYALAYA, WADDUWA	8	35	28	25	29	30	20	28	27	86	229	2307
VIDYASARA SENIOR PIRIVENA, KALUTARA NORTH.	5	24	24	14	24	44	28	26	28	92	251	2386
SRI CHANDRASEKARA DEAF SCHOOL HORETHUDUWA.	3	10	10	13	13	10	10	11	29	96	278	2519
Total	300											

* School Candidates (1st attempt)

School Performance Indices – G.C.E. (O/L) Examination – 2021

(Schools with less than 20 candidates)

Province | WESTERN
District | KALUTARA
Edu. Zone | MATUGAMA

School	No of Candidates*	Performance Indices of Subjects						School Performance Index	Rank of the School			
		Religion	First Language	English	Science	Mathematics	History		Edu. Zone	District	Province	Island
ATALE MAHA VIDYALAYA, GURULUBEDDA.	14	57	61	54	59	58	61	58	1	3	5	47
INGURUDALUWA HEDIGALLA VIDYALAYA BADURALIYA.	16	55	57	47	49	49	61	53	2	5	10	167
KATUGAHAHENA KANISHTA VIDYALAYA, NAVUTTUDUWA.	11	49	46	56	54	45	53	51	3	8	15	261
KEERANTHIDIYA KANISHTA VIDYALAYA, NAVUTTUDUWA.	19	45	45	54	54	51	57	51	3	8	15	261
RATHNALOKA VIDYALAYA, MATUGAMA.	4	45	48	63	48	50	53	51	3	8	15	261
MAGURUMASWILA KANISHTA VIDYALAYA, WALALLAWITA.	13	51	47	43	47	55	52	49	6	12	24	380
PAREIGAMA MAHA VIDYALAYA, PAREIGAMA.	7	56	44	41	47	51	53	49	6	12	24	380
ALUTHGAMGODA KANISHTA VIDYALAYA, NAVUTTUDUWA.	6	47	45	50	52	50	45	48	8	14	27	463
GAMMANA MAHA VIDYALAYA, YAGIRALA.	16	49	45	42	48	53	53	48	8	14	27	463
GIRIKOLA GEMUNU KANISHTA VIDYALAYA, WEYANGALLA.	10	41	53	46	45	47	56	48	8	14	27	463
SIRI GUNARATHANA KANISHTA VIDYALAYA, AGALAWATTA.	11	49	50	45	45	46	50	48	8	14	27	463
UDUGAMA KANISHTA V., VIA MATUGAMA.	11	47	49	43	51	46	51	48	8	14	27	463
RATHMALE KANISHTA VIDYALAYA, POLGAMPOLA.	17	48	41	45	52	47	49	47	13	20	37	547
YATTAPATHA KANISHTA V., VIA MATUGAMA.	17	51	43	41	45	49	52	47	13	20	37	547
KEENIYAWALA M.V., MATUGAMA.	19	49	48	41	43	43	44	45	15	26	52	741
KITHULGODA KANISHTA VIDYALAYA, AGALAWATTA.	13	44	39	39	48	48	54	45	15	26	52	741
KATUWALANGODA KANISHTA VIDYALAYA, WELIPENNA.	8	49	43	40	44	40	46	44	17	31	64	856
OMATTA KANISHTA VIDYALAYA, AGALAWATTA.	8	36	48	40	41	44	51	43	18	34	70	984
ANDAWALA KANISHTA VIDYALAYA, DHARGA TOWN.	5	42	38	30	38	54	48	42	19	35	76	1079
BOPITIYA KANISHTA VIDYALAYA, MATUGAMA.	10	41	38	38	42	41	48	41	20	39	90	1193
KELINKANDA KANISHTA VIDYALAYA, AGALAWATTA.	6	47	43	33	45	33	43	41	20	39	90	1193
KOSGULANA KANISHTA VIDYALAYA, MOLKAWA.	13	47	41	29	40	42	49	41	20	39	90	1193
OMATTA JANAPADA KANISHTA VIDYALAYA, MAHAGAMA.	7	40	41	36	44	40	47	41	20	39	90	1193
DIYAPATTUGAMA S.A. WELGAMA KANISTHA VIDYALAYA, POLGAMPOLA	15	40	38	32	37	43	47	40	24	43	100	1310

* School Candidates (1st attempt)

School Performance Indices – G.C.E. (O/L) Examination – 2021

(Schools with less than 20 candidates)

Province | WESTERN
 District | KALUTARA
 Edu. Zone | MATUGAMA

School	No of Candidates*	Performance Indices of Subjects						School Performance Index	Rank of the School			
		Religion	First Language	English	Science	Mathematics	History		Edu. Zone	District	Province	Island
IHALA HEWESSA KANISHTA VIDYALAYA, VIA PITIGALA	5	38	44	42	38	42	38	40	24	43	100	1310
KAPUGEDARA PELENDIA KANISHTA VIDYALAYA, MOLKAWA.	12	43	39	38	33	38	50	40	24	43	100	1310
SRI SARANATISSA KANISHTA VIDYALAYA, MATUGAMA.	19	46	45	35	34	36	36	39	27	47	108	1415
DHARMARAJA MAHA VIDYALAYA, MATUGAMA.	18	35	39	39	34	34	46	38	28	51	116	1524
SARALANKARA TISSA VIDYALAYA, DARGATOEN,	15	39	39	33	37	41	40	38	28	51	116	1524
BOTHALAWA KANISHTA VIDYALAYA, MEEGAHATENNA.	7	33	33	34	39	34	47	37	30	57	134	1626
GULANAWATTA KANISHTA VIDYALAYA, MATUGAMA.	6	30	30	33	45	35	40	36	31	60	149	1729
HEWESSA CLUSTER VIDYALAYA, PAHALA HEWESSA.	15	38	33	27	43	37	38	36	31	60	149	1729
KURUPITA KANISHTA VIDYALAYA, POLGAMPOLA.	4	43	30	28	38	30	35	34	33	68	177	1912
PELENDIA MUSLIM VIDYALAYA, AGALAWATTA.	16	37	40	36	27	31	32	34	33	68	177	1912
DALKEITH TAMIL KANISHTA VIDYALAYA BADURALIYA.	11	38	41	31	25	27	32	32	35	75	197	2079
VIDYARAMA VIDYATHANA PIRIVENA, MEEGAHATENNA.	8	30	28	25	28	34	34	30	36	82	215	2212
PELENDIA MAHA VIDYALAYA, PELENDIA.	17	30	29	28	25	31	24	28	37	86	229	2307
BONDUPITIYA KANISHTA VIDYALAYA, DHARGA TOWN.	16	29	27	22	24	29	28	27	38	88	238	2345
MAHA KALUPAHANA KANISHTA VIDYALAYA, MAHAKALUPAHANA.	12	30	24	23	30	29	26	27	38	88	238	2345
SRI NIWASA VIDYATHANA PIRIVENA, WALAGEDARA.	4	18	15	15	20	23	25	19	40	94	268	2497
SRI SUMANGALA VIDYATHANA PIRIVENA, MATUGAMA.	12	24	18	18	18	19	18	19	40	94	268	2497
Total	473											

* School Candidates (1st attempt)

School Performance Indices – G.C.E. (O/L) Examination – 2021

(Schools with less than 20 candidates)

Province | WESTERN
District | KALUTARA
Edu. Zone | HORANA

School	No of Candidates*	Performance Indices of Subjects						School Performance Index	Rank of the School			
		Religion	First Language	English	Science	Mathematics	History		Edu. Zone	District	Province	Island
THALAHITIYA KANISHTA V., KALUTARA.	4	60	83	50	63	65	78	67	1	1	1	6
PATHAKADA KANISHTA VIDYALAYA, GALPATHA.	8	56	61	60	61	66	61	61	2	2	2	22
MANANA SRI GNANARATHANA KANISHTA VIDYALAYA, PORUWEDANDA.	18	47	44	54	69	61	48	54	3	4	9	134
GURUGODA KANISHTA VIDYALAYA, HORANA.	12	48	54	47	51	53	57	52	4	6	12	207
YATAWARA SRI GANAWIMALA K. VIDYALAYA KALUTARA.	4	40	45	45	48	55	53	48	5	14	27	463
HANDUPELPOLA KANISHTA VIDYALAYA, KUDA UDUWA.	17	49	53	41	44	41	45	46	6	23	44	625
LABUGAMA VIJITHA MAHA VIDYALAYA, HALTOTA.	13	48	49	42	43	52	41	46	6	23	44	625
SRI SIDDARTHA KANISHTA VIDYALAYA, PORUWEDANDA.	7	43	53	49	46	41	40	45	8	26	52	741
WENIWELPITIYA KANISHTA VIDYALAYA, HALTOTA.	14	42	49	41	51	43	41	45	8	26	52	741
VEEDIYAGODA MAHA VIDYALAYA, BANDARAGAMA.	8	44	45	45	40	44	46	44	10	31	64	856
DELMELLA KANISHTA VIDYALAYA, BULATHSINHALA.	13	34	38	48	41	38	52	42	11	35	76	1079
HALWATURA KANISHTA V., BULATHSINHALA.	10	36	43	43	43	42	43	42	11	35	76	1079
GUNGAMUWA KANISHTA VIDYALAYA, BANDARAGAMA.	15	43	39	31	31	37	39	37	13	57	134	1626
ILIMBA GAMINI KANISHTA VIDYALAYA, HORANA.	6	32	30	30	42	37	48	37	13	57	134	1626
NALANDA VIDYATHANA PIRIVENA, HORANA.	11	28	32	40	39	38	30	35	15	64	164	1822
HORANA TAMIL MAHA VIDYALAYA HORANA.	15	42	37	36	26	34	31	34	16	68	177	1912
MILLEWA MAHA VIDYALAYA, MILLEWA.	14	36	34	31	30	30	34	33	17	72	185	1992
NEWCHATAL TAMIL VIDYALAYA, NABODA.	9	34	31	40	26	28	32	32	18	75	197	2079
P.M. PERERA VIDYALAYA, GONAPOLA.	8	39	31	23	35	31	29	31	19	78	205	2155
KANANVILA SRI SUGATHAPALA KANISHTA VIDYALAYA, HORANA.	5	34	38	18	32	26	36	31	19	78	205	2155
WEEDAGAMA KANISHTA VIDYALAYA, BANDARAGAMA.	7	33	36	24	29	36	29	31	19	78	205	2155
DEEYAKADUWA VIDYARATHA K. VIDYALAYA, MAHAGAMA.	10	31	26	30	28	31	31	30	22	82	215	2212
PARAGODA-KITHULAGODA KANISHTA VIDYALAYA, BULATHSINHALA.	4	38	30	20	20	30	35	29	23	85	227	2274
GIKIYANAKANDA TAMIL VIDYALAYA, NEBODA.	18	34	26	27	22	26	25	27	24	88	238	2345

School Performance Indices – G.C.E. (O/L) Examination – 2021

(Schools with less than 20 candidates)

Province | WESTERN
 District | KALUTARA
 Edu. Zone | HORANA

School	No of Candidates*	Performance Indices of Subjects						School Performance Index	Rank of the School			
		Religion	First Language	English	Science	Mathematics	History		Edu. Zone	District	Province	Island
WANDURAMULLA SRI RAHULA VIDYALAYA, PANADURA.	1	30	30	20	20	20	40	27	24	88	238	2345
WELGAMA KANISHTA VIDYALAYA, MAHAGAMA.	5	24	24	22	20	22	18	22	26	93	261	2462
Total	256											

* School Candidates (1st attempt)

CENTRAL PROVINCE

School Performance Indices – G.C.E. (O/L) Examination – 2021

(Schools with less than 20 candidates)

Province | CENTRAL
District | KANDY
Edu. Zone | KANDY

School	No of Candidates*	Performance Indices of Subjects						School Performance Index	Rank of the School			
		Religion	First Language	English	Science	Mathematics	History		Edu. Zone	District	Province	Island
ASOKA VIDYALAYA, KANDY.	13	48	50	62	60	52	48	53	1	11	18	167
MOWBRAY COLLEGE, KANDY.	10	58	60	64	46	45	45	53	1	11	18	167
HINDU COLLEGE , PERADENIYA.	12	54	62	51	45	44	56	52	3	14	23	207
ST. MARY'S VIDYALAYA, AMPITIYA.	1	40	70	70	30	40	40	48	4	31	56	463
MARASSANA TAMIL VIDYALAYA, MARASSANA.	6	50	62	48	30	47	42	47	5	37	70	547
SRI SARANANKARA K. VIDYALAYA, TALATUOYA.	16	48	41	40	47	42	51	45	6	48	94	741
MAHAMEDAGAMA M.V., TALATUOYA.	12	45	48	48	43	42	45	45	6	48	94	741
KOLABISSA K. VIDYALAYA, KOLABISSA.	10	45	52	36	42	38	48	44	8	60	116	856
TALATUOYA TAMIL MAHA VIDYALAYA, TALATUOYA.	12	46	47	52	33	40	44	44	8	60	116	856
UDUDENIYA MUSLIM M.V., MARASSANA.	15	45	50	47	37	44	37	43	10	74	137	984
DHARMAPALA VIDYALAYA, ETHULGAMA.	13	43	42	45	43	42	43	43	10	74	137	984
GODAMUNNA K. VIDYALAYA, GODAMUNNA.	8	36	38	50	41	46	39	42	12	85	156	1079
MAUSSAWA K. VIDYALAYA, KOLABISSA,	17	42	46	34	39	39	44	41	13	91	168	1193
AL HILAL VIDYALAYA, KANDY.	3	37	40	43	43	33	40	39	14	104	204	1415
LOOLCONDRA TAMIL VIDYALAYA, DELTOTA.	13	42	44	44	25	35	38	38	15	109	221	1524
BOLEPA KANISHTA VIDYALAYA, KAPULIYADDA.	9	42	43	36	37	33	33	37	16	118	241	1626
KAPULIYADDA MAHA VIDYALAYA, KAPULIYADDA.	19	37	39	39	37	34	38	37	16	118	241	1626
THIRUVALLUWAR TAMIL VIDYALAYA, GLAHA.	12	44	42	35	28	33	32	36	18	127	260	1729
UDUWELA GOVERNMENT BUDDHIST VIDYALAYA, UDUWELA.	15	40	37	29	39	37	35	36	18	127	260	1729
BAVLANA KANISHTA VIDYALAYA, BAVLANA.	5	36	34	38	26	36	32	34	20	140	283	1912
PATTIYAGAMA JUNIOR SCHOOL, DELTOTA.	10	47	37	28	32	32	30	34	20	140	283	1912
SRI SARANANDA VIDYAYATHANA PIRIVENA, PERADENIYA.	5	40	34	26	44	28	30	34	20	140	283	1912
SIVANANDA TAMIL VIDYALAYA, KANDY.	9	42	37	32	28	30	31	33	23	147	293	1992
DHARMASOKA V., KANDY.	1	50	30	10	20	30	50	32	24	149	301	2079

School Performance Indices – G.C.E. (O/L) Examination – 2021

(Schools with less than 20 candidates)

Province	CENTRAL
District	KANDY
Edu. Zone	KANDY

School	No of Candidates*	Performance Indices of Subjects						School Performance Index	Rank of the School			
		Religion	First Language	English	Science	Mathematics	History		Edu. Zone	District	Province	Island
HARAGAMA KANISHTA VIDYALAYA, GURUDENIYA.	15	36	33	36	31	27	31	32	24	149	301	2079
MAWILMADA MAHA VIDYALAYA, KANDY.	5	50	26	34	32	24	26	32	24	149	301	2079
RASINDEVU VIDYALAYA, KANDY.	17	33	28	40	29	25	34	32	24	149	301	2079
MADDUMA BANDARA M.V., KANDY.	5	42	28	26	35	24	28	31	28	160	322	2155
SRI WIMALABUDDHI K.V., KANDY.	3	37	20	27	37	33	30	31	28	160	322	2155
KETAWALA KANISHTA VIDYALAYA, LEWLA.	9	30	32	34	26	26	30	30	30	169	336	2212
UDADELTOTA KANISHTA VIDYALAYA, GALAHA.	14	41	35	30	26	26	24	30	30	169	336	2212
HEWAVISSA KANISHTA VIDYALAYA, MARASSANA.	2	30	35	25	25	25	30	28	32	176	354	2307
THAKSHILA V., KANDY.	7	30	24	31	29	26	26	28	32	176	354	2307
BOWALAWATTA SITUMINA VIDYALAYA, KANDY.	14	29	27	31	27	22	23	27	34	180	361	2345
C.W.W.KANNANGARA VIDYALAYA, KANDY.	6	28	28	33	25	20	27	27	34	180	361	2345
KALAIMAGAL VIDYALAYA, KANDY.	14	26	35	30	26	19	22	26	36	182	367	2386
KEPPETIPOLA VIDYALAYA, KANDY.	3	27	20	33	27	17	30	26	36	182	367	2386
SENKADAGALA DEAF AND BLIND SCHOOL, KANDY.	11	10	20	29	23	25	25	22	38	188	378	2462
Total	371											

* School Candidates (1st attempt)

School Performance Indices – G.C.E. (O/L) Examination – 2021

(Schools with less than 20 candidates)

Province | CENTRAL
District | KANDY
Edu. Zone | DENUWARA

School	No of Candidates*	Performance Indices of Subjects						School Performance Index	Rank of the School			
		Religion	First Language	English	Science	Mathematics	History		Edu. Zone	District	Province	Island
JAMALIYA MUSLIM M.V., DANTURE.	12	58	58	66	51	53	62	58	1	2	3	47
KOBBEKADUWA VIDYALAYA, YAHALATENNA.	19	47	46	64	70	51	57	56	2	6	8	84
HENDENIYA MUSLIM VIDYALAYA, PERADENIYA.	4	55	55	58	43	53	45	52	3	14	23	207
GAMHATHA C.C. PRIMARY SCHOOL, WELAMBODA.	9	50	51	41	63	50	48	51	4	19	32	261
ILUKWATTA MUSLIM VIDYALAYA PILIMATALAWA.	15	42	45	55	50	53	53	50	5	20	33	315
LAGAMUWA M.V., KADUGANNAWA.	17	52	46	48	55	45	56	50	5	20	33	315
BALANA KANISHTA VIDYALAYA, BALANA.	8	53	49	50	50	41	48	49	7	26	43	380
AL-ILMA VIDYALAYA, MURUTHALAWA.	12	52	45	46	47	45	50	48	8	31	56	463
HEPANA SRI SARANANDA VIDYALAYA, PILIMATALAWA.	7	53	39	43	53	44	54	48	8	31	56	463
KOTAGALOLUWA SRI JINARATANA VIDYALAYA, HONDIYADENIYA.	8	50	45	40	50	49	54	48	8	31	56	463
AL-SHAMS VIDYALAYA, GELIOYA.	17	49	46	58	49	45	42	48	8	31	56	463
RANGAMA MAHA VIDYALAYA, HANDESSA.	18	48	44	45	53	42	48	47	12	37	70	547
KOSHINNA KANISHTA SECONDARY V., GELI OYA.	8	39	43	51	51	47	38	45	13	48	94	741
MADDUMA BANDARA JUNIOR SCHOOL, PILIMATALAWA.	3	47	50	33	43	40	50	44	14	60	116	856
WATHURAKUMBURA KANISHTA VIDYALAYA, MURUTHALAWA.	11	35	37	42	47	52	52	44	14	60	116	856
WIMALADHARMASOORIYA MAHA VIDYALAYA, PERADENIYA.	9	47	39	49	41	40	39	43	16	74	137	984
BOYAGAMA JUNIOR SECONDARY SCHOOL, PERADENIYA.	12	43	33	37	43	48	46	42	17	85	156	1079
KETAKUMBURA KANISHTA VIDYALAYA, KETAKUMBURA.	11	37	35	46	35	46	51	42	17	85	156	1079
PILIGALLA KANISHTA VIDYALAYA, HANDESSA.	4	34	40	40	53	38	40	41	19	91	168	1193
PITAWALAWATTA MAHA VIDYALAYA, GELIOYA.	11	42	40	45	39	41	38	41	19	91	168	1193
VIJAYALANKA KANISHTA V., VELAMBODA.	5	34	48	48	38	42	36	41	19	91	168	1193
TISMADA KANISHTA VIDYALAYA, MENIKDIWELA.	11	38	32	45	38	39	42	39	22	104	204	1415
URAPOLA SUSEELA VIDYALAYA, PILIMATALAWA.	6	37	37	45	35	35	30	37	23	118	241	1626
AMBANWALA KANISHTA VIDYALAYA, WELAMBODA.	7	39	39	31	33	30	39	35	24	133	272	1822

School Performance Indices – G.C.E. (O/L) Examination – 2021

(Schools with less than 20 candidates)

Province	CENTRAL
District	KANDY
Edu. Zone	DENUWARA

School	No of Candidates*	Performance Indices of Subjects						School Performance Index	Rank of the School			
		Religion	First Language	English	Science	Mathematics	History		Edu. Zone	District	Province	Island
UDAWELA KANISHTA VIDYALAYA, DANTURE.	8	36	39	29	31	28	48	35	24	133	272	1822
HIDDAULLA KANISHTA VIDYALAYA, HANDESSA.	3	27	37	40	30	33	37	34	26	140	283	1912
GONADHIKA SINHALA/TAMIL VIDYALAYA, BAMBARAGAHAELA.	13	42	35	34	24	29	28	32	27	149	301	2079
KIRIWAULA KANISHTA VIDYALAYA, PILIMATHALAWA.	5	34	34	30	32	24	28	30	28	169	336	2212
RATHTHEPITIYA MAHA VIDYALAYA, MENIKDIWELA.	11	31	31	36	29	23	25	29	29	175	349	2274
SRI DHARMALOKA ABEYARAJA PIRIVENA, PILIMATALAWA	1	40	30	30	20	40	10	28	30	176	354	2307
Total	285											

* School Candidates (1st attempt)

School Performance Indices – G.C.E. (O/L) Examination – 2021

(Schools with less than 20 candidates)

Province | CENTRAL
District | KANDY
Edu. Zone | GAMPOLA

School	No of Candidates*	Performance Indices of Subjects						School Performance Index	Rank of the School			
		Religion	First Language	English	Science	Mathematics	History		Edu. Zone	District	Province	Island
AL-HIKMA MUSLIM VIDYALAYA, GAMPOLA.	19	58	52	57	58	56	61	57	1	5	6	66
HYNDFORD MAPAKANDA MUSLIM VIDYALAYA, NAWALAPITIYA,	13	59	48	48	52	45	50	50	2	20	33	315
ILLAWATURA RAHMANIYA MUSLIM VIDYALAYA, GAMPOLA.	7	50	54	56	44	41	49	49	3	26	43	380
BALANTOTA MUSLIM VIDYALAYA, RAMBUKPITIYA.	11	49	48	48	42	47	48	47	4	37	70	547
AL-AMAAN MUSLIM VIDYALAYA, WELIGALLA.	7	49	44	49	39	49	49	47	4	37	70	547
DEVI BALIKA M.V., GAMPOLA.	12	44	48	43	57	45	47	47	4	37	70	547
KADIENLENA TAMIL V., KATABOOLA.	9	50	51	51	33	44	36	44	7	60	116	856
SRI DAMMARATHNA K.VIDYALAYA, NAWALAPITIYA.	18	42	47	41	38	47	43	43	8	74	137	984
PATHTHUNUPITIYA M.V., NAWALAPITIYA.	13	35	37	40	60	45	41	43	8	74	137	984
STELLENBERG TAMIL VIDYALAYA, PUPURESSA.	15	52	45	35	35	41	47	43	8	74	137	984
ANGAMMANA VIDYALAYA, GAMPOLA.	8	44	38	48	35	36	43	41	11	91	168	1193
BARANAGALLA TAMIL VIDYALAYA, NAWALAPITIYA.	11	46	51	32	25	43	46	41	11	91	168	1193
DUNUKEULLA KANISHTA VIDYALAYA, PANVILATENNA.	8	36	29	49	41	63	30	41	11	91	168	1193
NARANVITA KANISHTA VIDYALAYA, GAMPOLA.	10	42	42	42	43	34	41	41	11	91	168	1193
HALOYA KANISHTA VIDYALAYA, HINDAGALA.	13	38	40	36	46	36	42	40	15	100	189	1310
ILLAGOLLA WATTA K.V., PERADENIYA.	12	41	38	40	38	38	41	39	16	104	204	1415
DELTA EAST TAMIL VIDYALAYA, PUPURESSA.	12	47	40	33	28	38	43	38	17	109	221	1524
KAHAWATTA KANISHTA VIDYALAYA, PANVILATENNA.	13	37	38	40	37	39	38	38	17	109	221	1524
MULGAMA MAHA VIDYALAYA, PUPURESSA.	17	42	40	31	38	42	35	38	17	109	221	1524
TALIHUNNAGAMA KANISHTA VIDYALAYA, KURUNDWATHTHA BAZZAR	11	43	40	31	36	33	43	38	17	109	221	1524
THAKSHILA JUNIOR SCHOOL GAMPOLA.	12	38	40	39	37	33	38	38	17	109	221	1524
GALABODA G.T.V., GALBODA.	18	35	43	35	33	40	34	37	22	118	241	1626
WETAKEDENIYA KANISHTA VIDYALAYA, WETAKEDENIYA.	14	36	36	30	44	34	39	37	22	118	241	1626
KIRINDA MODEL VIDYALAYA, GAMPOLA.	5	42	36	28	33	26	43	35	24	133	272	1822

School Performance Indices – G.C.E. (O/L) Examination – 2021

(Schools with less than 20 candidates)

Province	CENTRAL
District	KANDY
Edu. Zone	GAMPOLA

School	No of Candidates*	Performance Indices of Subjects						School Performance Index	Rank of the School			
		Religion	First Language	English	Science	Mathematics	History		Edu. Zone	District	Province	Island
PUPURESSA K. VIDYALAYA, PUPURESSA.	9	44	32	31	19	43	40	35	24	133	272	1822
SRI SARANAPALA VIDYALAYA, ULAPANE.	12	31	34	36	32	39	38	35	24	133	272	1822
INGURU OYA KANISHTA V., GALBODA.	14	36	32	29	37	36	36	34	27	140	283	1912
DOLOBAGE TAMIL VIDYALAYA, DOLOBAGE.	18	35	38	31	21	39	25	32	28	149	301	2079
GREENWOOD TAMIL VIDYALAYA, NAWALAPITIYA.	14	33	37	29	32	30	31	32	28	149	301	2079
PELLAPITIYA KANISHTA VIDYALAYA, KURUNDUWATTA BAZAAR.	10	33	35	23	34	32	35	32	28	149	301	2079
PALLEDELTOTA KANISHTA VIDYALAYA, GALAHA.	10	34	33	30	32	31	27	31	31	160	322	2155
ROMAN CATHOLIC V., ATABAGE.	14	30	28	31	28	46	23	31	31	160	322	2155
WARIYAGALLA TAMIL VIDYALAYA, NILLAMBE.	4	33	45	35	23	28	20	31	31	160	322	2155
BOWALA KANISHTA VIDYALAYA, GAMPOLA.	5	30	24	30	52	24	22	30	34	169	336	2212
MAWATHURA KANISHTA VIDYALAYA, GAMPOLA.	10	31	36	29	21	33	32	30	34	169	336	2212
SRI SUMANAJOTHI VIDYATHANA PIRIVENA, GAMPOLA.	3	23	30	30	30	27	30	28	36	176	354	2307
TEMBILIGALA KANISHTA VIDYALAYA, ULAPANE.	10	22	26	29	22	22	33	26	37	182	367	2386
GAMPOLAWELA K.V., GAMPOLA.	2	27	23	23	20	40	15	25	38	185	372	2414
DOLOBAGE JUNIOR SCHOOL, DOLOBAGE.	15	25	30	23	21	21	23	24	39	186	374	2435
SIRI MANTHINDARAMA VIDYAYATHANA PIRIVENA PUSSELLAWA,	3	10	13	10	20	37	27	20	40	191	383	2486
Total	441											

* School Candidates (1st attempt)

School Performance Indices – G.C.E. (O/L) Examination – 2021

(Schools with less than 20 candidates)

Province	CENTRAL
District	KANDY
Edu. Zone	TELDENIYA

School	No of Candidates*	Performance Indices of Subjects						School Performance Index	Rank of the School			
		Religion	First Language	English	Science	Mathematics	History		Edu. Zone	District	Province	Island
MAHABERIYATENNA TAMIL MAHA VIDYALAYA, RAJAWELLA.	18	61	52	51	53	49	46	52	1	14	23	207
WEGALA KANISHTA VIDYALYA, MEDAMAHANUWARA.	4	55	48	50	63	48	50	52	1	14	23	207
RAMBUKWELLA JUNIOR SCHOOL, UDADUMBARA.	10	52	44	38	46	42	51	46	3	45	83	625
UDISPATTUWA MUSLIM VIDYALAYA, UDISPATTUWA.	6	43	54	42	33	45	50	45	4	48	94	741
WARADIWELA MAHA VIDYALAYA, MAKULDENIYA.	16	46	46	48	41	43	46	45	4	48	94	741
DEWAHANDIYA KANISHTA VIDYALAYA, UDADUMBARA.	6	48	43	38	42	43	47	44	6	60	116	856
GALBODAWATTA KANISHTA VIDYALAYA, TELDINIYA.	9	42	36	36	50	44	43	42	7	85	156	1079
KALAIMAGAL K.V., MEDAMAHANUWARA.	12	53	47	41	20	38	48	41	8	91	168	1193
SRI DEVANANDA K.V., AMBAGAHAPELESSA.	13	44	39	31	35	41	42	39	9	104	204	1415
NAMAGAL TAMIL VIDYALAYA, MEDAMAHANUWARA	14	49	39	39	31	31	41	38	10	109	221	1524
MEEMURE KAIKAWALA KANISHTA VIDYALAYA, MEEMURE.	4	35	38	23	45	35	48	37	11	118	241	1626
BOPITIYA NAVALAR TAMIL VIDYALAYA, RANGALA.	15	43	35	35	26	40	36	36	12	127	260	1729
NAWANAGALA TAMIL VIDYALAYA, HUNNASGIRIYA,	5	34	42	30	18	26	58	35	13	133	272	1822
SRI RAHULA K.V., MEDAMAHANUWARA.	3	40	37	33	30	27	37	34	14	140	283	1912
DHARMASOKA K. VIDYALAYA, RAJAWELLA.	8	20	23	26	21	23	16	22	15	188	378	2462
Total	143											

* School Candidates (1st attempt)

School Performance Indices – G.C.E. (O/L) Examination – 2021

(Schools with less than 20 candidates)

Province | CENTRAL
District | KANDY
Edu. Zone | WATTEGAMA

School	No of Candidates*	Performance Indices of Subjects						School Performance Index	Rank of the School			
		Religion	First Language	English	Science	Mathematics	History		Edu. Zone	District	Province	Island
DUMBARA VIJAYA VIDYALAYA, WATTEGAMA.	17	54	51	61	68	55	60	58	1	2	3	47
MAHAWATTA MAHA VIDYALAYA, KUNDASALE.	19	48	48	58	53	45	50	50	2	20	33	315
KENGALLA TAMIL VIDYALAYA, KENGALLA.	16	56	49	55	39	48	45	49	3	26	43	380
KOSGAMA MAHA VIDYALAYA, MADULKELE.	16	40	42	41	56	43	54	46	4	45	83	625
ARANGALA KANISHTA VIDYALAYA, NATHTHARAMPOTHA.	15	43	44	53	45	39	45	45	5	48	94	741
ARATHTHANA KANISHTA VIDYALAYA, MADULKELE.	8	45	44	40	49	45	45	45	5	48	94	741
ALUTHGAMA KANISHTA VIDYALAYA, DORAGAMUWA.	6	42	40	47	47	42	48	44	7	60	116	856
TEL DENIYA MUSLIM VIDYALAYA, KENGALLA.	6	45	45	47	45	48	35	44	7	60	116	856
UDUGODA KANISHTA V., WATTEGAMA.	9	42	44	38	52	37	50	44	7	60	116	856
WAWINNA KANISHTA V., WATTEGAMA.	18	45	37	51	48	47	37	44	7	60	116	856
MAHAPATHANA KANISHTA VIDYALAYA, MADULKELE.	14	50	48	45	41	39	35	43	11	74	137	984
NAPANA K.V. KADAVEEDIYA,	15	44	43	41	51	33	44	43	11	74	137	984
RATHNAJOTHI MAHA VIDYALAYA, UDATHALAWINNA.	15	42	44	41	47	39	45	43	11	74	137	984
WIMALARATNA KUMARAGAMA M.V. NARANPANAWA.	13	39	46	50	45	38	39	43	11	74	137	984
LIYANGASWAGURA ADHARSHA KANISHTA VIDYALAYA, PANVILA.	7	40	39	41	49	39	44	42	15	85	156	1079
DHARMALOKA MAHA VIDYALAYA, MENIKHINNA.	11	36	42	43	42	38	37	40	16	100	189	1310
POLGOLLAWATTA K. VIDYALAYA, POLGOLLA.	15	38	35	47	39	40	41	40	16	100	189	1310
GOMARA JANAPADA KANISHTA VIDYALAYA, TAWALANTHENNA.	4	48	40	33	43	30	38	39	18	104	204	1415
DUNUHAPPAWA KANISHTA VIDYALAYA, PANVILA.	12	41	36	37	40	38	37	38	19	109	221	1524
MEEGAMMANA KANISHTA VIDYALAYA, WATTEGAMA.	7	39	36	34	36	47	37	38	19	109	221	1524
VAANI TAMIL VIDYALAYA, KUNDASALE.	17	38	39	39	32	35	37	37	21	118	241	1626
TENNAKON WIMALANANDA M.V., GUNNEPANA.	16	36	40	39	36	38	31	37	21	118	241	1626
C.W.W.KANNANGARA M.V., RAJAWELLA.	15	34	37	38	38	36	34	36	23	127	260	1729
DHARMAVIJAYA VIDYALAYA, KATUGASTHOTA.	9	34	29	51	38	29	33	36	23	127	260	1729

School Performance Indices – G.C.E. (O/L) Examination – 2021

(Schools with less than 20 candidates)

Province	CENTRAL
District	KANDY
Edu. Zone	WATTEGAMA

School	No of Candidates*	Performance Indices of Subjects						School Performance Index	Rank of the School			
		Religion	First Language	English	Science	Mathematics	History		Edu. Zone	District	Province	Island
BEDDEGAMA KANISHTA VIDYALAYA, THAWALANTHENNA.	7	27	29	26	49	20	39	32	25	149	301	2079
HULUGANGA MUSLIM VIDYALAYA, MADULKELE.	15	36	42	33	28	23	27	32	25	149	301	2079
UDAGAMA MAHA VIDYALAYA MENIKHINNA.	16	31	28	32	35	31	34	32	25	149	301	2079
HATHALE TAMIL VIDYALAYA, PANVILA.	8	26	20	28	21	36	15	24	28	186	374	2435
Total	346											

* School Candidates (1st attempt)

School Performance Indices – G.C.E. (O/L) Examination – 2021

(Schools with less than 20 candidates)

Province | CENTRAL
District | KANDY
Edu. Zone | KATUGASTOTA

School	No of Candidates*	Performance Indices of Subjects						School Performance Index	Rank of the School			
		Religion	First Language	English	Science	Mathematics	History		Edu. Zone	District	Province	Island
MADADENIYA KANISHTA VIDYALAYA, PUJAPITIYA.	16	69	64	62	69	54	60	63	1	1	1	13
SEVALI KANISHTA VIDYALAYA, HARANKAHAWA.	7	61	56	61	56	56	59	58	2	2	3	47
SENARATHGAMA JUNIOR SCHOOL, KATUGASTOTA.	13	50	44	60	55	61	64	56	3	6	8	84
DIPPITIYA SECONDARY VIDYALAYA, ALAWATUGODA.	11	54	53	54	69	56	45	55	4	8	12	109
UDUWAWALA KANISHTA VIDYALAYA, KATUGASTOTA.	11	56	53	51	61	55	52	55	4	8	12	109
RATUKOHO DEEGALA KANISHTA VIDYALAYA, DEEGALA.	7	56	53	53	53	54	57	54	6	10	14	134
WILANA NANDANA MAHA VIDYALAYA, WILANAGAMA.	18	54	50	53	56	53	54	53	7	11	18	167
RANGAMUWA KANISHTA VIDYALAYA, HATARALIYADDA.	12	51	48	47	57	53	55	52	8	14	23	207
KITULGOLLA K.V., ANKUMBURA.	6	47	40	42	60	48	65	50	9	20	33	315
UDAHENA KANISHTA VIDYALAYA, UDA-HINGULWALA.	4	53	48	53	50	48	50	50	9	20	33	315
DEEGALA BAUDDHA VIDYALAYA, RATUKOHODEEGALA.	13	48	48	55	51	42	51	49	11	26	43	380
SRI SANGANANDA PIRIVENA, HARANKAHAWA.	8	43	46	46	55	49	54	49	11	26	43	380
PELENA MAHA VIDYALAYA, HATARALIYADDA.	15	41	39	41	64	45	59	48	13	31	56	463
GALKANDA KANISHTA VIDYALAYA, GALHINNA.	9	50	42	49	46	41	52	47	14	37	70	547
KIRIWANAKETIYA KANISHTA VIDYALAYA, RAMBUKEWALA.	11	46	48	44	57	46	43	47	14	37	70	547
MURUDDENIYA M.V., SANGARAJAPURA.	19	45	44	45	47	48	50	47	14	37	70	547
JANARAJA MAHA VIDYALAYA, KATUGASTOTA.	15	43	38	44	56	49	45	46	17	45	83	625
KONDADENIYA KANISHTA VIDYALAYA, KATUGASTOTA.	11	47	36	44	52	46	46	45	18	48	94	741
KURUNDUGOLLA M.M.V., WERELLAGAMA.	16	51	49	53	37	38	44	45	18	48	94	741
MINIGAMUWA MAHA VIDYALAYA, GALAGEDARA.	18	51	44	40	42	43	49	45	18	48	94	741
WELIWITA SRI SANGARAJA K.V., SANGARAJAPURA.	17	48	45	42	41	45	51	45	18	48	94	741
WEWALA PARACKRAMA K. VIDYALAYA, BOKKAWALA.	11	42	57	45	41	38	45	45	18	48	94	741
BATUGODA KANISHTA VIDYALAYA, BATUGODA.	8	45	46	40	35	48	48	44	23	60	116	856
INIGALA MUSLIM VIDYALAYA, KATUGASTOTA.	13	46	47	60	38	38	36	44	23	60	116	856

School Performance Indices – G.C.E. (O/L) Examination – 2021

(Schools with less than 20 candidates)

Province | CENTRAL
 District | KANDY
 Edu. Zone | KATUGASTOTA

School	No of Candidates*	Performance Indices of Subjects						School Performance Index	Rank of the School			
		Religion	First Language	English	Science	Mathematics	History		Edu. Zone	District	Province	Island
KALAIMAGAL TAMIL VIDYALAYA , ALAWATHUGODA.	16	46	45	53	38	30	51	44	23	60	116	856
SRI SADDANANDA MAHA VIDYALAYA, ALAWATHUGODA.	19	45	45	45	44	43	42	44	23	60	116	856
DORANEGAMA MAHA VIDYALAYA, HARISPATTUWA.	4	48	43	43	48	35	38	43	27	74	137	984
ALUDENIYA MAHA VIDYALAYA, KANDY.	15	45	43	36	50	39	41	42	28	85	156	1079
OVISSA KANISHTA VIDYALAYA, PUJAPITIYA.	8	40	38	39	45	39	39	40	29	100	189	1310
KARADUWAWELA KANISHTA VIDYALAYA, WERELLAGAMA.	10	43	43	31	28	38	38	37	30	118	241	1626
KINIGAMA KANISHTA VIDYALAYA, KANDY.	10	35	35	35	38	33	41	36	31	127	260	1729
MEDAGAMA MAHA VIDYALAYA, GALAGEDERA.	11	36	42	36	28	27	40	35	32	133	272	1822
PALKUMBURA MUSLIM VIDYALAYA, WERELLAGAMA.	13	35	34	46	23	36	32	34	33	140	283	1912
KOLUGALA KANISHTA VIDYALAYA, SANGARAJAPURA.	2	25	25	35	35	35	40	33	34	147	293	1992
ENDERUTENNA MUSLIM VIDYALAYA, NUGAWELA.	5	40	34	38	22	26	24	31	35	160	322	2155
MALWANAHINNA MUSLIM VIDYALAYA AKURANA.	18	31	35	42	19	28	31	31	35	160	322	2155
MAWATHAPOLA MUSLIM MAHA VIDYALAYA, ALAWATHUGODA.	11	31	34	37	28	32	23	31	35	160	322	2155
VIDUMINA PIRIVEN VIDYAYAHANAYA, KANDY.	13	29	29	31	33	33	32	31	35	160	322	2155
LUKMANIYA M.V., RATHUKOHADEEGALA.	16	32	33	38	23	27	27	30	39	169	336	2212
SRI SIDDHARTHODAYA PIRIVENA, GALAGEDARA.	3	20	20	20	20	20	23	21	40	190	381	2479
Total	463											

* School Candidates (1st attempt)

School Performance Indices – G.C.E. (O/L) Examination – 2021

(Schools with less than 20 candidates)

Province | CENTRAL
District | MATALE
Edu. Zone | MATALE

School	No of Candidates*	Performance Indices of Subjects						School Performance Index	Rank of the School			
		Religion	First Language	English	Science	Mathematics	History		Edu. Zone	District	Province	Island
MUWANDENIYA VIDYALAYA, MATALE.	15	53	48	58	62	57	58	56	1	2	8	84
KOTTEGODA MUSLIM VIDYALAYA, PALAPATHWELA.	9	59	53	60	41	49	60	54	2	4	14	134
KOTUWEGEDARA VIDYALAYA, MATALE.	5	48	50	48	56	48	48	50	3	9	33	315
SRI RAHULA VIDYALAYA, MAHAWELA.	7	51	46	47	50	43	59	49	4	10	43	380
HAPUWIDA GOVERNMENT VIDYALAYA, ALWATTA.	6	52	48	45	45	48	52	48	5	16	56	463
THURUWALLUWAR TAMIL VIDYALAYA, PALAPATHWELA.	13	44	54	48	46	42	44	46	6	21	83	625
YATAWATTA TAMIL VIDYALAYA, MATALE.	2	50	50	50	50	40	35	46	6	21	83	625
ELKADUWA SINHALA KANISHTA V., ELKADUWA.	15	45	45	49	48	43	37	45	8	23	94	741
KAWDUPELELLA SINHALA V., MATALE.	16	44	44	48	44	39	49	45	8	23	94	741
MUSTHAFA MUSLIM V., KIULA.	4	53	38	60	38	38	40	45	8	23	94	741
RAJJAMMANA MUSLIM VIDYALAYA, MADAWALA ULPOTA.	17	54	45	41	39	38	51	45	8	23	94	741
D.M. GUNARATHNA MAHA VIDYALAYA, MATALE.	12	44	38	48	38	43	53	44	12	28	116	856
WERAGAMA PARACKRAMA V., KAIKAWALA.	11	52	46	41	40	40	45	44	12	28	116	856
DULLEWA MAHA VIDYALAYA, MATALE.	6	42	45	50	38	43	42	43	14	32	137	984
MORAGAHAMADA VIDYALAYA, MADAWALA ULPATHA.	15	47	43	35	49	37	45	43	14	32	137	984
DHARMASHOKA VIDYALAYA, MAHAWELA.	13	48	45	43	39	40	45	43	14	32	137	984
SIRI DHAMMATHILAKA MAHA VIDYALAYA, WEHIGALA.	6	43	33	42	43	43	47	42	17	37	156	1079
DODAMDENIYA VIDYALAYA, MATALE.	4	43	38	43	50	35	38	41	18	38	168	1193
ISMALIYA VIDYALAYA, MATALE.	18	47	46	56	28	33	36	41	18	38	168	1193
KANANGAMUWA V., MATALE.	11	35	39	48	42	35	44	41	18	38	168	1193
PAMUNUWA VIDYALAYA, MATALE.	13	41	39	37	35	40	45	40	21	43	189	1310
GANESHWARA VIDYALAYA, MATALE.	17	39	39	31	42	49	38	40	21	43	189	1310
DANKANDA MAHA VIDYALAYA, DANKANDA.	19	45	39	35	38	39	38	39	23	46	204	1415
KATUDENIYA M.V., MATALE.	15	41	35	41	37	40	37	39	23	46	204	1415

School Performance Indices – G.C.E. (O/L) Examination – 2021

(Schools with less than 20 candidates)

Province | CENTRAL
District | MATALE
Edu. Zone | MATALE

School	No of Candidates*	Performance Indices of Subjects						School Performance Index	Rank of the School			
		Religion	First Language	English	Science	Mathematics	History		Edu. Zone	District	Province	Island
NANDANA VIDYALAYA, MATALE.	10	42	32	34	42	35	50	39	23	46	204	1415
KALALPITIYA VIDYALAYA, UKUWELA.	9	39	36	48	34	36	36	38	26	53	221	1524
RATWATTA TAMIL VIDYALAYA, UKUWELA.	13	39	42	39	32	35	42	38	26	53	221	1524
UDUPIHILLA SRI SARANANKARA M.V., MATALE.	8	38	33	40	40	35	44	38	26	53	221	1524
KADUWELA VIDYALAYA, UKUWELA.	9	41	38	32	36	38	38	37	29	59	241	1626
PITAKANDE TAMIL VIDYALAYA, MATALE	17	42	37	32	29	38	41	37	29	59	241	1626
DICKUMBURA VIDYALAYA, RATHTHOTA.	16	42	40	31	36	29	36	36	31	63	260	1729
KAWATAYAMUNA ANANDA MAHA V., MATALE.	7	33	29	39	36	43	36	36	31	63	260	1729
MIDLAND TAMIL VIDYALAYA, RATTOTA.	11	48	48	35	31	27	27	36	31	63	260	1729
ALUVIHARE MAHA VIDYALAYA, MATALE.	19	35	31	35	30	27	45	34	34	69	283	1912
WERALUGASTENNA K.V., DANKANDA.	3	40	37	30	20	30	40	33	35	70	293	1992
ATIPOLA V., MATALE.	7	33	27	30	33	30	36	32	36	72	301	2079
SRI PAGNARAMA MAHA VIDYALAYA, MATALE.	6	33	32	30	35	28	32	32	36	72	301	2079
SELAGAMA TAMIL VIDYALAYA, MATALE.	11	45	40	27	21	25	32	32	36	72	301	2079
NELUWAKANDA BUDDHIST V., MATALE.	8	38	36	26	25	28	36	32	36	72	301	2079
IMBULPITIYA M.V., VIA MATALE.	10	29	28	38	31	30	31	31	40	78	322	2155
KIULA ULPOTHA VIDYALAYA, KIULA.	2	20	15	35	30	50	35	31	40	78	322	2155
MATALAPITIYA VIDYALAYA, MATALE.	7	34	27	26	31	31	33	30	42	81	336	2212
WARIYAPOLA TAMIL VIDYALAYA, MATALE.	8	36	36	34	26	21	20	29	43	87	349	2274
WELANGAHAWATTA VIDYALAYA, RATHTHOTA.	7	29	36	31	23	27	29	29	43	87	349	2274
SELAGAMA VIDYALAYA, MATALE.	12	30	32	33	25	22	25	28	45	90	354	2307
ALAKOLAMADA K. VIDYALAYA, KAIKAWALA.	17	32	26	23	26	27	28	27	46	92	361	2345
KOSWANA SAHANA SPECIAL SCHOOL KAIKAWALA.	3	30	10	30	20	37	20	25	47	96	372	2414
WADEMADA GOVERNMENT SCHOOL, MATALE.	5	18	16	22	34	18	20	21	48	99	381	2479
Total	494											

School Performance Indices – G.C.E. (O/L) Examination – 2021

(Schools with less than 20 candidates)

Province	CENTRAL
District	MATALE
Edu. Zone	GALEWELA

School	No of Candidates*	Performance Indices of Subjects						School Performance Index	Rank of the School			
		Religion	First Language	English	Science	Mathematics	History		Edu. Zone	District	Province	Island
ELAMALPOTHA MUSLIM M.V., WAHAKOTTE.	15	66	67	63	57	56	63	62	1	1	2	19
AL AZAR MUSLIM VIDYALAYA, MANANWATTE.	9	60	57	57	54	56	53	56	2	2	8	84
EREULA KANISHTA VIDYALAYA, DAMBULLA.	5	64	46	54	46	60	48	53	3	6	18	167
KANDALAMA MADINA VIDYALAYA, DAMBULLA.	4	60	58	45	50	58	43	52	4	7	23	207
SIYAMBALAGAHAWELA KANISHTA VIDYALAYA, WAHAKOTTE.	12	62	48	43	52	56	53	52	4	7	23	207
BELIGAMUWA KANISHTA V., GALEWELA.	18	48	43	49	57	49	50	49	6	10	43	380
DEWAHUWA MUSLIM MAHA VIDYALAYA, GALEWELA.	19	53	54	51	50	44	42	49	6	10	43	380
RUSIGAMA MAHA VIDYALAYA, PALLEPOLA.	14	58	44	46	51	43	54	49	6	10	43	380
KOBBAWAHARA KANISHTA V., MILLAWANA.	7	49	46	43	36	37	50	44	9	28	116	856
YATIGALPOTTA KANISHTA VIDYALAYA, GALEWELA.	10	48	41	34	36	52	46	43	10	32	137	984
HOMBAWA M.V., GALEWELA.	17	41	41	44	41	36	41	41	11	38	168	1193
THENNAKON MAHA VIDYALAYA, DAMBULLA.	16	41	38	39	42	45	35	40	12	43	189	1310
ALUTHWEWA K. VIDYALAYA, GALEWELA.	17	49	36	36	41	36	37	39	13	46	204	1415
MORAGOLLA M.V., GALEWELA.	14	48	38	36	37	39	33	39	13	46	204	1415
DANDUBENDIRUPPA JUNIOR SCHOOL, DEWAHUWA.	11	45	47	28	39	27	37	37	15	59	241	1626
NEERANGAMUWA K. VIDYALAYA WAHAKOTTE.	3	37	37	27	47	37	37	37	15	59	241	1626
NILAGAMA JUNIOR SCHOOL, GALEWELA.	7	41	41	34	39	31	31	36	17	63	260	1729
DAMUNUMULLA KANISHTA VIDYALAYA, GALEWELA.	11	41	31	31	30	32	31	33	18	70	293	1992
NIKAWEHERA VIDYALAYA, GALEWELA.	10	38	32	27	28	39	29	32	19	72	301	2079
WALGAMWEWA KANISHTA VIDYALAYA, LENADORA.	7	30	29	41	31	33	27	32	19	72	301	2079
ETHA BENDIWEWA KANISHTA VIDYALAYA, MALALE.	7	40	27	23	29	23	37	30	21	81	336	2212
PATHKOLAGOLLA K.V., GALEWELA.	10	27	31	33	31	28	32	30	21	81	336	2212
PELWEHERA KANISHTA V., DAMBULLA.	15	31	29	27	33	33	27	30	21	81	336	2212
WEERA MADDUMA BANDARA VIDYALAYA, PALLEPOLA.	5	32	32	34	28	28	25	30	21	81	336	2212

School Performance Indices – G.C.E. (O/L) Examination – 2021

(Schools with less than 20 candidates)

Province	CENTRAL
District	MATALE
Edu. Zone	GALEWELA

School	No of Candidates*	Performance Indices of Subjects						School Performance Index	Rank of the School			
		Religion	First Language	English	Science	Mathematics	History		Edu. Zone	District	Province	Island
LENADORA KANISHTA V., LENADORA.	4	28	23	23	25	25	35	27	25	92	361	2345
UDAWELAYAGAMA KANISHTA VIDYALAYA, SIGIRIYA.	8	25	30	25	23	33	28	27	25	92	361	2345
DEWAHUWA SINHALA JUNIOR SCHOOL, DEWAHUWA.	6	22	22	17	25	23	20	22	27	98	378	2462
Total	281											

* School Candidates (1st attempt)

School Performance Indices – G.C.E. (O/L) Examination – 2021

(Schools with less than 20 candidates)

Province	CENTRAL
District	MATALE
Edu. Zone	NAULA

School	No of Candidates*	Performance Indices of Subjects						School Performance Index	Rank of the School			
		Religion	First Language	English	Science	Mathematics	History		Edu. Zone	District	Province	Island
MURUTHOLUWA K.V., MATALE.	7	57	49	54	56	47	60	54	1	4	14	134
NIKULA BIBILA MAHA VIDYALAYA, NAULA.	11	55	49	44	55	40	48	49	2	10	43	380
BOGAS BOBELLA VIDYALAYA, NALANDA.	6	48	50	42	43	48	57	48	3	16	56	463
PUBBILIYA K.V., PUBBILIYA.	3	43	47	50	50	40	57	48	3	16	56	463
GAMMADUWA TAMIL MAHA VIDYALAYA, MATALE.	19	47	43	42	53	53	46	47	5	20	70	547
OPALGALA KANISHTA V., MATALE.	9	48	44	39	49	46	41	45	6	23	94	741
KUMBALOLUWA KANISHTA VIDYALAYA, MATALE.	8	48	43	43	40	41	51	44	7	28	116	856
NAMAGAL TAMIL VIDYALAYA, NAULA,	17	50	44	35	32	36	49	41	8	38	168	1193
HADUWA K. VIDYALAYA, NAULA.	6	42	33	30	42	40	38	38	9	53	221	1524
HUNUKETE VIDYALAYA, RATHTHOTA.	2	45	45	40	30	35	35	38	9	53	221	1524
MONTIGOPALLAWA M.VIDYALAYA, KOONGAHAWELA.	15	37	37	31	40	32	37	36	11	63	260	1729
RATTOTA MAHA BODHI VIDYALAYA, RATTOTA.	7	47	30	33	31	29	41	35	12	68	272	1822
HAPUGASPITIYA T.V., METIHAKKA.	3	43	33	23	33	23	33	31	13	78	322	2155
PILIHUUGOLLA KANISHTA V., NAULA.	7	30	31	26	33	26	26	29	14	87	349	2274
AL-HAMRA MUSLIM VIDYALAYA, KOONGAHAWELA.	5	36	28	34	14	18	30	27	15	92	361	2345
Total	125											

* School Candidates (1st attempt)

School Performance Indices – G.C.E. (O/L) Examination – 2021

(Schools with less than 20 candidates)

Province	CENTRAL
District	MATALE
Edu. Zone	WILGAMUWA

School	No of Candidates*	Performance Indices of Subjects						School Performance Index	Rank of the School			
		Religion	First Language	English	Science	Mathematics	History		Edu. Zone	District	Province	Island
SONUTHTHARA K. VIDYALAYA NUGAGOLLA.	17	47	46	39	56	47	56	49	1	10	43	380
MAHALAKOTUWA SRI SUMANA MAHA VIDYALAYA, ILLUKKUMBURA.	10	50	45	50	49	53	41	48	2	16	56	463
KEKALATENNA KANISHTA VIDYALAYA, MATALE.	9	43	40	41	51	36	47	43	3	32	137	984
PUWAKPITIYA VIDYALAYA MATALE	4	40	43	35	38	38	40	39	4	46	204	1415
RANAMURE KANISHTA VIDYALAYA, PALLEGAMA.	9	40	37	39	47	39	33	39	4	46	204	1415
VEHERAGALAYAYA K.V., MATALE.	10	44	39	32	42	36	34	38	6	53	221	1524
MEDAKANDA VIDYALAYA, DUNUWILAPITIYA.	14	38	26	24	28	34	29	30	7	81	336	2212
SRI GNANISSARA VIDYATHANA PIRIVENA MATALE.	10	30	26	23	21	32	33	28	8	90	354	2307
MAOYA KANISHTA VIDYALAYA, HATHTHOTA-AMUNA.	10	29	27	25	22	21	18	24	9	97	374	2435
Total	93											

* School Candidates (1st attempt)

School Performance Indices – G.C.E. (O/L) Examination – 2021

(Schools with less than 20 candidates)

Province	CENTRAL
District	NUWARAELIYA
Edu. Zone	NUWARA ELIYA

School	No of Candidates*	Performance Indices of Subjects						School Performance Index	Rank of the School			
		Religion	First Language	English	Science	Mathematics	History		Edu. Zone	District	Province	Island
BOPATHHALAWA SINHALA VIDYALAYA, BOPATHHALAWA.	4	45	63	55	63	50	50	54	1	2	14	134
GLASGOW TAMIL VIDYALAYA, AGARAPATHANA.	19	48	52	35	48	50	65	50	2	6	33	315
LINDULA SINHALA MAHA VIDYALAYA, LINDULA.	11	40	47	45	55	61	52	50	2	6	33	315
ZAHIRA VIDYALAYA, NUWARAELIYA.	12	53	48	58	42	53	41	49	4	9	43	380
HOLBROOK SINHALA M.V., AGARAPATHANA.	12	43	35	58	50	51	48	48	5	11	56	463
HAGGALA SINHALA VIDYALAYA, HAGGALA.	7	47	50	44	50	41	49	47	6	15	70	547
LOWER CRANLEYL TAMIL VIDYALAYA, AGARAPATANA.	19	62	52	38	32	44	51	47	6	15	70	547
GLENEAGLES TAMIL VIDYALAYA. LINDILA.	7	54	41	40	33	57	51	46	8	19	83	625
PATANA SINHALA VIDYALAYA, PATANA.	11	36	37	46	41	38	47	41	9	41	168	1193
BOGAHAWATTA SINHALA VIDYALAYA, PATANA.	10	41	39	51	41	37	32	40	10	48	189	1310
MADDUMA BANDARA VIDYALAYA, NUWARA ELIYA.	16	33	36	45	41	41	40	39	11	56	204	1415
MAYFIELD TAMIL VIDYALAYA, HATTON.	16	44	39	38	31	41	34	38	12	61	221	1524
WELLINGTON T.VIDYALAYA, HATTON.	11	47	45	35	34	31	38	38	12	61	221	1524
WEST WARD HO TAMIL VIDYALAYA, NUWARAELIYA	16	43	47	33	34	35	32	37	14	66	241	1626
AMBEWELA VIDYALAYA, NUWARA ELIYA.	16	28	31	35	38	30	38	33	15	78	293	1992
DAYAGAMA SINHALA VIDYALAYA, DAYAGAMA.	4	33	28	38	33	30	35	33	15	78	293	1992
SIRI PERAKUM VIDYALAYA, KOTAGALA.	13	35	27	45	33	31	26	33	15	78	293	1992
GEMUNU VIDYALAYA, NUWARA ELIYA.	8	31	29	36	34	34	29	32	18	82	301	2079
SHANTHIPURA VIDYALAYA, NUWARA ELIYA.	10	37	24	30	35	34	33	32	18	82	301	2079
SRIMATH JAMES PEIRIS VIDYALAYA, NANUOYA.	10	28	31	31	35	36	27	31	20	86	322	2155
WATAGODA GOVT. SINHALA VIDYALAYA, WATAGODA.	8	35	28	25	28	21	30	28	21	90	354	2307
SRI RAHULA VIDYALAYA, KANDAPOLA.	9	21	23	36	27	25	22	26	22	91	367	2386
Total	249											

School Performance Indices – G.C.E. (O/L) Examination – 2021

(Schools with less than 20 candidates)

Province	CENTRAL
District	NUWARAELIYA
Edu. Zone	KOTMALE

School	No of Candidates*	Performance Indices of Subjects						School Performance Index	Rank of the School			
		Religion	First Language	English	Science	Mathematics	History		Edu. Zone	District	Province	Island
WAVENDON TAMIL VIDYALAYA, RAMBODA.	16	44	56	49	29	60	53	49	1	9	43	380
HELLBODDE NORTH TAMIL VIDYALAYA, KATUKITULE.	13	61	50	31	41	48	59	48	2	11	56	463
SRI PARACKRAMA MAHA VIDYALAYA, DUNUKEDENIYA.	18	44	39	55	49	49	53	48	2	11	56	463
HALPOLA VIDYALAYA, PUNDALUOYA.	2	45	50	45	40	50	40	45	4	25	94	741
KUDAOYA VIDYALAYA, LABUKELE.	11	41	42	45	40	47	41	43	5	33	137	984
SRI SHANMUGA TAMIL VIDYALAYA, HAPUGASTALAWA.	4	45	35	40	40	45	48	42	6	36	156	1079
ANANDA DASANAYAKE M. VIDYALAYA, KETUBOOLA, GEMUNU M.V. MASWELA.	19	37	42	35	51	43	46	42	6	36	156	1079
KUMBALOLUWA VIDYALAYA, PUNDALUOYA.	12	44	47	43	38	39	36	41	8	41	168	1193
KUMBALOLUWA VIDYALAYA, PUNDALUOYA.	14	36	43	43	41	40	34	40	9	48	189	1310
PALAGOLLA VIDYALAYA, LABUKELE.	10	32	45	38	43	42	40	40	9	48	189	1310
DORAGALA V., GAMPOLA.	13	36	41	33	36	41	32	37	11	66	241	1626
KAHIRA MUSLIM VIDYALAYA, HAPUGASTALAWA.	15	32	39	44	29	40	35	37	11	66	241	1626
MAWELA VIDYALAYA, MASWELA.	9	32	42	36	34	33	33	35	13	73	272	1822
DELUNTHALAMADA V., KATUKITHULA.	7	39	29	33	37	33	30	34	14	76	283	1912
SRI PAGNGNAPRADEEPA MAHA PIRIVENA, KOTMALE.	18	34	32	31	32	30	35	32	15	82	301	2079
SRI RATHNASARA V., HEDUNUWEWA.	10	30	31	33	29	24	27	29	16	89	349	2274
Total	191											

* School Candidates (1st attempt)

School Performance Indices – G.C.E. (O/L) Examination – 2021

(Schools with less than 20 candidates)

Province | CENTRAL
District | NUWARAELIYA
Edu. Zone | HATTON

School	No of Candidates*	Performance Indices of Subjects						School Performance Index	Rank of the School			
		Religion	First Language	English	Science	Mathematics	History		Edu. Zone	District	Province	Island
KALAWELDENIYA MAHA VIDYALAYA, GINIGATHENA.	13	47	54	50	53	56	51	52	1	4	23	207
KIRIWANELIYA V., VIDULIPURA.	12	50	49	46	63	49	55	52	1	4	23	207
AGRAOYA TAMIL VIDYALAYA, HATTON.	9	52	60	42	47	46	51	50	3	6	33	315
DUNKELD TAMIL VIDYALAYA, DICKOYA.	17	54	59	52	34	42	47	48	4	11	56	463
MAUSSAKELE NO. 1. TAMIL V., MASKELIYA.	14	55	48	42	49	42	44	47	5	15	70	547
INGESTRE TAMIL VIDYALAYA, DICKOYA.	19	50	57	44	37	44	46	46	6	19	83	625
MASKELIYA MUSLIM VIDYALAYA, MASKELIYA.	9	49	44	53	39	42	47	46	6	19	83	625
LAXAPANA NO 2 TAMIL VIDYALAYA MASKELIYA	14	48	43	34	50	41	51	45	8	25	94	741
MADENIYA MAHA VIDYALAYA, HATTON.	11	45	51	46	50	41	38	45	8	25	94	741
NEVVALLY TAMIL VIDYALAYA, NORWOOD.	15	51	48	43	39	49	38	45	8	25	94	741
FRUITHILL TAMIL VIDYALAYA, HATTON.	9	48	49	41	33	42	48	44	11	30	116	856
DHAMMALOKA VIDYALAYA, GINIGATHENA.	3	47	50	40	40	33	50	43	12	33	137	984
GONAWALA VIDYALAYA, GINIGATHENA.	10	43	39	45	43	46	38	42	13	36	156	1079
WALHENA POLPITIYA V., VIA NAWALAPITIYA.	9	40	48	41	46	41	37	42	13	36	156	1079
GANESHA VIDYALAYA ROZELLA.	18	43	53	34	47	37	31	41	15	41	168	1193
DEHIGASTENNA VIDYALAYA, GINIGATHENA.	11	38	42	38	44	45	39	41	15	41	168	1193
LUCCOMBE SINHALA V., MASKELIYA.	5	40	44	42	40	36	42	41	15	41	168	1193
MOUNT JEEN TAMIL VIDYALAYA, WATAWALA.	11	46	48	40	32	39	38	41	15	41	168	1193
THEBERTON TAMIL VIDYALAYA, NORTONBRIDGE.	11	43	49	39	36	38	32	40	19	48	189	1310
DHARMAKEERTHI M.V., BAGAWANTALAWA.	15	37	37	51	27	35	48	39	20	56	204	1415
KOTHTELLENA VIDYALAYA, HATTON.	9	41	44	38	37	40	32	39	20	56	204	1415
ALTON TAMIL VIDYALAYA, UPCOT.	16	39	42	33	26	48	40	38	22	61	221	1524
DICKOYA SINHALA VIDYALAYA, DICKOYA.	2	20	35	50	45	45	35	38	22	61	221	1524
NORWOOD SINHALA MAHA VIDYALAYA, NORWOOD.	18	35	41	39	41	41	33	38	22	61	221	1524

School Performance Indices – G.C.E. (O/L) Examination – 2021

(Schools with less than 20 candidates)

Province	CENTRAL
District	NUWARAELIYA
Edu. Zone	HATTON

School	No of Candidates*	Performance Indices of Subjects						School Performance Index	Rank of the School			
		Religion	First Language	English	Science	Mathematics	History		Edu. Zone	District	Province	Island
LOANCH TAMIL V., WATAWALA.	13	41	45	43	19	39	35	37	25	66	241	1626
GOURAWELLA SINHALA VIDYALAYA, UPCOT.	9	36	37	37	32	30	16	31	26	86	322	2155
THEIVAKANDA TAMIL VIDYALAYA, UPCOT.	19	28	35	32	24	33	25	30	27	88	336	2212
KELENIGAMA VIDYALAYA, GINIGATHENA.	8	20	26	31	23	30	23	26	28	91	367	2386
Total	329											

* School Candidates (1st attempt)

School Performance Indices – G.C.E. (O/L) Examination – 2021

(Schools with less than 20 candidates)

Province	CENTRAL
District	NUWARAELIYA
Edu. Zone	WALAPANE

School	No of Candidates*	Performance Indices of Subjects						School Performance Index	Rank of the School			
		Religion	First Language	English	Science	Mathematics	History		Edu. Zone	District	Province	Island
UKKUTULE VIDYALAYA, MATURATA.	9	57	60	43	69	52	60	57	1	1	6	66
LANDUPITA VIDYALAYA, PADIYAPELELLA.	4	35	43	35	48	55	38	42	2	36	156	1079
MANTHRITENNA VIDYALAYA, HALGRANOYA.	14	41	41	34	41	47	36	40	3	48	189	1310
WIMALADHARMA MAHA VIDYALAYA, UDAPUSSELLAWA.	19	46	41	41	39	40	34	40	3	48	189	1310
SAGALAPURA VIDYALAYA, KANDAPOLA.	13	39	34	39	32	40	32	36	5	72	260	1729
SURIYAGAHAPATHANA VIDYALAYA, UDAPUSSELLAWA.	17	48	37	29	25	26	36	34	6	76	283	1912
SENARATHPURA VIDYALAYA, HALGRANOYA.	10	37	38	33	33	29	25	33	7	78	293	1992
Total	86											

* School Candidates (1st attempt)

School Performance Indices – G.C.E. (O/L) Examination – 2021

(Schools with less than 20 candidates)

Province | CENTRAL
District | NUWARAELIYA
Edu. Zone | HANGURANKETHA

School	No of Candidates*	Performance Indices of Subjects						School Performance Index	Rank of the School			
		Religion	First Language	English	Science	Mathematics	History		Edu. Zone	District	Province	Island
PRINCESS TAMIL VIDYALAYA, KANDAPOLA.	14	57	56	49	52	49	52	53	1	3	18	167
GANGAPALATHA MAHA VIDYALAYA, GONAGANTENNA.	19	49	50	39	45	51	46	47	2	15	70	547
HAPUWALA KANISHTA VIDYALAYA, HANGURANKETHA.	18	44	47	43	46	44	52	46	3	19	83	625
UNANTENNA KANISHTA VIDYALAYA, VIA KANDY,	16	45	50	42	45	47	46	46	3	19	83	625
WELLAGIRIYA VIDYALAYA, MATURATA.	6	47	57	38	45	43	47	46	3	19	83	625
METIBEMBIYA MAHA VIDYALAYA, ELAMULLA.	8	55	55	41	40	41	35	45	6	25	94	741
BOGAMUWA KANISHTA VIDYALAYA, RIKILLAGASKADA.	5	54	46	30	46	42	46	44	7	30	116	856
DEHIPE VIDYALAYA, DEHIPE.	17	49	51	36	42	39	47	44	7	30	116	856
KABARAGALA TAMIL VIDYALAYA ELAMULLA.	19	46	56	27	27	47	52	43	9	33	137	984
DUNUKEBEDDA VIDYALAYA, MATHURATA.	14	38	43	28	46	43	46	41	10	41	168	1193
PALLEGALAUDE KANISHTA VIDYALAYA, ILLAGOLLA.	11	41	50	33	40	39	38	40	11	48	189	1310
WALUGAMA KANISHTA VIDYALAYA, RIKILLAGASKADA.	8	44	49	36	38	33	38	40	11	48	189	1310
BARATHIE T.V., KANDAPOLA.	13	52	45	27	33	35	43	39	13	56	204	1415
PALLEWELA VIDYALAYA, RIKILLAGASKADA.	8	38	45	28	41	38	43	39	13	56	204	1415
ELAMULLA T.V., ELAMULA	5	40	42	38	22	38	44	37	15	66	241	1626
UDAGALAUDE VIDYALAYA, ILLAGOLLA.	12	42	44	30	34	34	37	37	15	66	241	1626
DIMBULKUMBURA VIDYALAYA, RIKILLAGASKADA.	9	37	40	31	36	30	34	35	17	73	272	1822
GANNEWA VIDYALAYA, UDAGAMA.	8	38	35	29	36	39	30	35	17	73	272	1822
UDAWATTA KANISHTA VIDYALAYA, HANGURANKETA.	13	32	34	32	34	32	27	32	19	82	301	2079
WILWALA VIDYALAYA, KARANDAGOLLA.	6	25	25	28	25	22	18	24	20	93	374	2435
VIDYAKEERTHI MAHA PIRIVENA. HANGURANKETA.	3	30	17	13	13	17	17	18	21	94	384	2503
Total	232											

SOUTHERN PROVINCE

School Performance Indices – G.C.E. (O/L) Examination – 2021

(Schools with less than 20 candidates)

Province | SOUTHERN
District | GALLE
Edu. Zone | GALLE

School	No of Candidates*	Performance Indices of Subjects						School Performance Index	Rank of the School			
		Religion	First Language	English	Science	Mathematics	History		Edu. Zone	District	Province	Island
THELIKADA MAHA VIDYALAYA, GINIMELLAGAHA.	14	60	54	63	49	59	58	57	1	5	17	66
PINNADUWA JAYANTHI MAHA VIDYALAYA, WALAHANDUWA.	9	51	58	46	41	46	51	49	2	14	68	380
DADALLA AL MUBARAK KANISHTA VIDYALAYA, GALLE.	9	52	47	49	33	42	54	46	3	25	106	625
HINIDUMGODA WIJAYANANDA K.VIDYALAYA. GALLE.	19	44	54	41	46	45	45	46	3	25	106	625
KAPUHEMPALA NANDIMITHRA MAHA VIDYALAYA, AKMEEMANA.	9	40	50	48	43	44	42	45	5	30	124	741
PARAMANANDA MAHA VIDYALAYA, GALLE.	11	45	48	48	41	36	54	45	5	30	124	741
SIRINIWASA MAHA VIDYALAYA, PODDALA.	14	50	48	38	45	44	43	45	5	30	124	741
HIYARE MAHA VIDYALAYA, HIYARE.	12	49	49	38	38	38	43	43	8	46	161	984
KETENDOLA KANISHTA VIDYALAYA, GALLE.	4	45	50	38	40	38	48	43	8	46	161	984
C.W.W.KANNANGARA VIDYALAYA, GALLE.	7	36	41	41	44	44	44	42	10	48	167	1079
VIDYANANDA VIDYATHANA PIRIVENA, BADDEGAMA.	9	44	48	39	34	40	44	42	10	48	167	1079
HEMMELIYA KANISHTA VIDYALAYA, BADDEGAMA.	7	41	40	33	40	40	44	40	12	55	195	1310
ANKOKKAWALA SRI SUMANGALA MAHA VIDYALAYA, GALLE.	7	40	40	37	40	39	37	39	13	61	207	1415
KIRIBATHAWILA KANISHTA VIDYALAYA, BADDEGAMA.	7	37	46	33	34	37	49	39	13	61	207	1415
WATAREKA SRI SOBITHA KANISHTA VIDYALAYA, GALLE.	4	43	35	43	33	33	40	38	15	69	225	1524
HALPATOTA ROMAN CATHOLIC JUNIOR SCHOOL, BADDEGAMA.	9	38	40	31	38	40	33	37	16	72	235	1626
KANDAWATTA AL-MIRAN MUSLIM V., GALLE.	2	40	40	45	30	40	25	37	16	72	235	1626
NARAWALA MAHA VIDYALAYA, PODDALA.	13	34	44	38	35	34	36	37	16	72	235	1626
LELWALA KANISHTA VIDYALAYA, WANDURAMBA.	9	39	40	31	33	33	38	36	19	77	249	1729
MABOTUWANA KANISHTA VIDYALAYA, WANDURAMBA.	18	38	40	31	32	34	36	35	20	80	257	1822
SRI DHARMALOKA K. VIDYALAYA, GINIMELLAGAHA.	5	34	38	32	32	32	38	34	21	81	261	1912
IHALAGODA VIJAYA M.V., AKMEEMANA.	10	31	36	32	36	37	33	34	21	81	261	1912
LELWALA WICKRAMASINGHE KANISHTA VIDYALAYA, WANDURABA.	2	40	45	20	30	30	40	34	21	81	261	1912
THALAWA KANISHTA VIDYALAYA, WANDURAMBA.	2	35	45	30	30	20	40	33	24	85	272	1992

School Performance Indices – G.C.E. (O/L) Examination – 2021

(Schools with less than 20 candidates)

Province	SOUTHERN
District	GALLE
Edu. Zone	GALLE

School	No of Candidates*	Performance Indices of Subjects						School Performance Index	Rank of the School			
		Religion	First Language	English	Science	Mathematics	History		Edu. Zone	District	Province	Island
WELIDENIYA KANISHTA VIDYALAYA, WANDURAMBA.	16	36	31	34	36	31	31	33	24	85	272	1992
THOTAGODA ATHHADASSI M.V., AKMEEMANA.	6	32	32	28	27	37	27	31	26	91	285	2155
MEEGAHAGODA KANISHTA VIDYALAYA, AHANGAMA.	9	21	24	32	33	43	19	29	27	92	294	2274
MIHIRIPENNA DHAMMARATHANA MAHA VIDYALAYA, THALPE.	14	29	28	21	29	29	28	27	28	95	302	2345
SRI INDASARA VIDYATHANA PIRIVENA, KEREDAWALA.	4	30	25	20	25	28	30	26	29	96	305	2386
SRI RATHNASARA VIDYATHANA PIRIVENA, BADDEGAMA.	8	21	20	19	15	23	29	21	30	99	323	2479
Total	269											

* School Candidates (1st attempt)

School Performance Indices – G.C.E. (O/L) Examination – 2021

(Schools with less than 20 candidates)

Province | SOUTHERN
District | GALLE
Edu. Zone | ELPITIYA

School	No of Candidates*	Performance Indices of Subjects						School Performance Index	Rank of the School			
		Religion	First Language	English	Science	Mathematics	History		Edu. Zone	District	Province	Island
KATHARINA SHIRANI FRAUENFELD VID., RANTHOTUWILA.	10	79	72	76	64	64	76	72	1	1	1	1
SIR RAZIK FAREED MUSLIM MAHA VIDYALAYA. KARANDENIYA.	11	56	55	54	56	48	53	54	2	7	32	134
BODHIMALUWA KANISHTA VIDYALAYA, BENTHOTA.	7	46	50	50	51	44	63	51	3	10	45	261
INDURUWA MAHA VIDYALAYA, INDURUWA.	13	58	48	41	55	44	58	51	3	10	45	261
WATTAHENA SRI SUCHARITA K.VIDYALAYA, THALGASWALA.	19	51	48	62	57	44	45	51	3	10	45	261
GALBADA ATURUWELLA MAHA VIDYALAYA, INDURUWA.	19	57	47	46	49	51	51	50	6	13	56	315
NARANOWITA SUMANASIRI M.V., PORAWAGAMA.	5	56	62	46	34	44	54	49	7	14	68	380
SRI PIYARATHANA K.V. PITIGALA.	6	48	58	48	42	40	60	49	7	14	68	380
POLGAHAVILA DHARMARAJA MAHA VIDYALAYA, AGALIYA.	10	49	60	39	49	52	47	49	7	14	68	380
SRI SASANACHANDRA M.V., ELPITIYA.	18	49	54	38	52	43	52	48	10	22	86	463
GAM IMA KANISHTA SECONDARY SCHOOL, NAWADAGALA.	7	41	46	41	46	41	60	46	11	25	106	625
GODAMUNA MAHA VIDYALAYA, PITIGALA.	13	51	44	46	45	44	46	46	11	25	106	625
THANABADDEGAMA ANAGARIKA DHARMAPALA VID., ETHKANDURA.	12	47	53	43	44	44	46	46	11	25	106	625
AGALIYA MAHA VIDYALAYA, AGALIYA.	5	50	54	32	44	40	52	45	14	30	124	741
KAIKAWALA SRI REWATHA KANISHTA VIDYALAYA, INDURUWA.	12	53	41	34	50	41	51	45	14	30	124	741
MAHAVILA KANISHTA VIDYALAYA, HABURUGALA.	14	53	44	50	40	38	46	45	14	30	124	741
WELIVITIYA MAHA VIDYALAYA, UNANVITIYA.	8	51	50	39	41	41	45	45	14	30	124	741
SRIMATH ARTHUR C CLERK MODDLE SCHOOL. BADDEGAMA.	7	43	49	39	33	50	50	44	18	42	144	856
URAGAHA MAHA VIDYALAYA, URAGAHA.	19	44	44	39	41	37	49	42	19	48	167	1079
DIVITHURA VIVEKANANDA TAMIL VIDYALAYA, ETHKANDURA.	4	48	48	48	23	30	43	40	20	55	195	1310
IGALA THALAWA KANISHTA VIDYALAYA, ELPITIYA.	13	51	48	29	35	37	42	40	20	55	195	1310
MAHAGODA KANISHTA VIDYALAYA, KARANDENIYA.	15	40	39	32	43	49	35	40	20	55	195	1310
BAMBARAWANA KANISHTA VIDYALAYA, MATTAKA.	12	44	38	38	31	34	50	39	23	61	207	1415
GURUSINGHAGODA MAHA VIDYALAYA, AMPEGAMA.	12	41	39	36	40	35	44	39	23	61	207	1415

School Performance Indices – G.C.E. (O/L) Examination – 2021

(Schools with less than 20 candidates)

Province	SOUTHERN
District	GALLE
Edu. Zone	ELPITIYA

School	No of Candidates*	Performance Indices of Subjects						School Performance Index	Rank of the School			
		Religion	First Language	English	Science	Mathematics	History		Edu. Zone	District	Province	Island
KETANDOLA K. VIDYALAYA, THALAGASPE.	13	42	48	36	31	36	42	39	23	61	207	1415
NARANOWITA PORAWAGAMA MAHA VIDYALAYA, PORAWAGAMA.	3	43	40	43	37	33	37	39	23	61	207	1415
METIVILIYA SRI MEDHANANDA KANISHTA VIDYALAYA, PITIGALA.	15	43	43	27	37	37	35	37	27	72	235	1626
KIRIPEDDA KANISHTA VIDYALAYA, KARANDENIYA.	12	35	32	39	28	38	30	34	28	81	261	1912
REKADAHENA DAMMADASSI M. VIDYALAYA, KAHADUWA.	13	34	35	33	33	28	32	33	29	85	272	1992
WEIHENA SIRI GUNARATHANA MAHA VIDYALAYA, MATHTHAKA.	14	34	37	33	33	26	32	33	29	85	272	1992
MANAMPITA RATHANASARA MAHA VIDYALAYA, MATHTHAKA.	7	33	31	37	30	29	31	32	31	89	280	2079
DHARMAPALA KANISHTA V., BENTOTA.	18	30	32	30	28	27	28	29	32	92	294	2274
HIPANWATTA KANISHTA VIDYALAYA, URAGAHA.	7	24	31	24	24	19	29	25	33	97	312	2414
SRI GIRIMANANDA KANISHTA VIDYALAYA, PITIGALA.	3	33	30	13	23	13	27	23	34	98	320	2451
Total	376											

* School Candidates (1st attempt)

School Performance Indices – G.C.E. (O/L) Examination – 2021

(Schools with less than 20 candidates)

Province | SOUTHERN
District | GALLE
Edu. Zone | AMBALANGODA

School	No of Candidates*	Performance Indices of Subjects						School Performance Index	Rank of the School			
		Religion	First Language	English	Science	Mathematics	History		Edu. Zone	District	Province	Island
HEENATIYA KANISHTA V., BALAPITIYA.	12	62	68	49	68	57	55	60	1	2	6	28
MADUWA KANISHTA VIDYALAYA, BALAPITIYA.	9	63	58	48	64	64	62	60	1	2	6	28
WELITARA MUSLIM MAHA VIDYALAYA, BALAPITIYA.	12	58	58	69	57	65	50	60	1	2	6	28
SIRI ABHAYATISSA MAHA VIDYALAYA, WATHUGEDARA.	10	47	56	52	45	55	40	49	4	14	68	380
RANDOMBE DAMNADA VIDYALAYA, AMBALANGODA.	10	52	55	43	46	38	47	47	5	23	96	547
AMPE JUNIOR SECONDARY V., BALAPITIYA.	16	50	49	37	47	40	48	45	6	30	124	741
KANDEGODA MAHA VIDYALAYA, AMBALANGODA.	12	50	43	53	38	40	46	45	6	30	124	741
AKKARAWISSA K.VIDYALAYA, DODANDUWA.	10	51	45	40	37	47	51	45	6	30	124	741
WATHURAWELA GAMINI KANISHTA VIDYALAYA, KOSGODA.	9	56	47	29	39	34	46	42	9	48	167	1079
MEDAWALA VIJAYA VIDYALAYA, BOOSSA.	12	33	41	31	53	39	34	39	10	61	207	1415
GINTOTA SRI MEDHANKARA M.V., BOOSSA.	10	41	42	31	42	38	38	39	10	61	207	1415
PATHIRAJA M.V., URAGASMANHANDIYA.	15	41	43	36	35	37	38	38	12	69	225	1524
SRI DHEERANANDA MAHA VIDYALAYA, BOOSSA.	17	35	41	37	45	29	38	38	12	69	225	1524
RONNADUWA KANISHTA VIDYALAYA, MITIYAGODA.	7	43	44	31	33	30	41	37	14	72	235	1626
BOOSA MAHA VIDYALAYA, BOOSSA.	4	23	28	33	35	28	25	29	15	92	294	2274
Total	165											

* School Candidates (1st attempt)

School Performance Indices – G.C.E. (O/L) Examination – 2021

(Schools with less than 20 candidates)

Province | SOUTHERN
District | GALLE
Edu. Zone | UDUGAMA

School	No of Candidates*	Performance Indices of Subjects						School Performance Index	Rank of the School			
		Religion	First Language	English	Science	Mathematics	History		Edu. Zone	District	Province	Island
VIDYANANDA KANISHTA VIDYALAYA, UDUGAMA.	16	53	61	52	52	50	59	55	1	6	28	109
LANKAGAMA KANISHTA VIDYALAYA, DENIYAYA.	14	51	54	51	55	59	51	54	2	7	32	134
KADIHINGALA M.V., GALLE.	5	56	62	42	52	54	50	53	3	9	36	167
MAHABODHI MAHA VIDYALAYA, PANANGALA.	18	47	56	48	48	47	48	49	4	14	68	380
THALGASWELA TAMIL KANISHTAVID, TALGASWELA.	15	56	58	49	30	47	56	49	4	14	68	380
UPPER HOMADOLA KANISHTA VIDYALAYA, UDUGAMA.	5	48	48	42	50	50	54	49	4	14	68	380
LELLWALA GIGUMMADUWA KANISHTA VIDYALAYA, GALLE.	13	47	41	41	57	42	56	47	7	23	96	547
NAWALA KANISHTA VIDYALAYA, NAKIYADENIYA.	2	45	60	40	45	40	40	45	8	30	124	741
UDAWELIVITITHALAWA M.V., NAGODA.	7	53	49	50	41	34	43	45	8	30	124	741
GONADENIYA KANISHTA VIDYALAYA, UDUGAMA.	17	44	44	46	37	42	53	44	10	42	144	856
THALANGAHA SARASVATHI TAMIL K.V. NAKIYADENIYA.	17	46	56	41	42	44	35	44	10	42	144	856
YATALAMATHTHA MAHA VIDYALAYA, YATALAMATTA.	17	45	45	41	45	41	48	44	10	42	144	856
BATUWANGALA MAHA VIDYALAYA, NELUWA.	16	47	38	35	43	43	46	42	13	48	167	1079
GALLANDALA K. VIDYALAYA, GALL.	7	39	46	37	44	46	33	41	14	53	180	1193
KOTTAWA KANISHTA V., KOTTAWAGAMA.	9	42	37	38	52	44	32	41	14	53	180	1193
MANDALAPURA KANISHTA VIDYALAYA, NELUWA.	10	37	38	33	42	38	49	40	16	55	195	1310
SRI GUNANANADA KANISHTA VIDYALAYA, NAKIYADINIYA.	12	43	44	39	36	37	39	40	16	55	195	1310
MAMANADOLA KANISHTA VIDYALAYA, NAKIYADENIYA,	16	37	42	30	34	36	38	36	18	77	249	1729
MAPALAGAMA M.M.V., MAPALAGAMA CENTRAL.	14	36	44	32	34	37	31	36	18	77	249	1729
ANANDA VIJAYA K.VID., UDUGAMA.	12	32	33	33	30	27	36	32	20	89	280	2079
WALPALA GUNATHILAKA VIDYALAYA, IMADUWA.	6	20	27	20	23	17	15	20	21	100	324	2486
Total	248											

School Performance Indices – G.C.E. (O/L) Examination – 2021

(Schools with less than 20 candidates)

Province | SOUTHERN
District | MATARA
Edu. Zone | MATARA

School	No of Candidates*	Performance Indices of Subjects						School Performance Index	Rank of the School			
		Religion	First Language	English	Science	Mathematics	History		Edu. Zone	District	Province	Island
WEHELLA KANISHTA VIDYALAYA, URUGAMUWA.	12	63	53	53	61	58	58	1	4	13	47	
DANDENIYA KANISHTA VIDYALAYA, RATMALE.	6	57	55	52	60	60	58	2	7	17	66	
UNELLA JAYANTHI V., PALATUWA.	1	60	60	70	50	40	60	2	7	17	66	
DODAMPAHALA K. VIDYALAYA, DICKWELLA.	9	57	46	41	57	50	62	4	12	39	207	
ARANKAHADENIYA KANISHTA VIDYALAYA, URUGAMUWA.	6	48	48	50	53	40	58	5	16	56	315	
KAPUGAMA KANISHTA V., DEVINUWARA.	4	60	50	45	58	40	45	5	16	56	315	
NAOTUNNA MIXED KANISHTA VIDYALAYA, KEKANADURA.	9	54	50	48	51	48	51	5	16	56	315	
AL-AZHAR K.V., GANDARA.	9	56	51	52	36	49	50	8	21	68	380	
ASOKA M.V., DICKWELLA.	9	58	47	33	48	43	63	8	21	68	380	
MINARWA BUDDHIST COLLEGE, MATARA.	13	47	54	53	46	48	45	8	21	68	380	
AKURUBEBILA KANISHTA V., DICKWELLA.	15	43	47	45	49	39	62	11	27	86	463	
BATHEEGAMA MAHA VIDYALAYA, DICKWELLA.	11	49	36	48	49	52	51	11	27	86	463	
HENWALA JAYATHISSA VIDYALAYA, MIRISSA.	15	51	55	45	42	45	44	13	33	96	547	
TALAHITIYAGODA PARACKRAMA KANISHTA VIDYALAYA, RATMALE.	5	40	46	38	56	50	52	13	33	96	547	
ANGUNNA BADULLA KANISHTA VIDYALAYA, PALATUWA.	7	41	47	43	46	49	47	15	36	106	625	
ATHTHUDAWA MAHA VIDYALAYA, PALATHUWA.	11	54	42	41	46	48	37	16	41	124	741	
MURUTHAGASPITIYA MAHA VIDYALAYA, URUGAMUWA.	14	49	44	35	43	39	53	17	44	144	856	
NAIMBALA BANDATHTHARA MAHA VIDYALAYA, THIHAGODA.	13	48	32	44	48	35	57	17	44	144	856	
VEERABA MAHA PIRIVENA, MATARA.	2	50	45	35	55	40	40	17	44	144	856	
NAVIMANA NORTH KANISHTA VIDYALAYA, NAVIMANA.	12	48	40	37	43	47	38	20	54	167	1079	
DEMATAPITIYA MAHA VIDYALYA, WALASGALA.	9	42	39	47	36	41	41	21	58	180	1193	
DEEYAGAHA EAST KANISHTA VIDYALAYA, MATARA.	8	41	34	39	38	44	45	22	63	195	1310	
NIDANGALA KANISHTA VID., KAMBURUGAMUWA.	19	43	41	41	35	27	47	23	67	207	1415	
ROHANA DEAF & BLIND SCHOOL, MATARA.	6	38	28	43	27	40	55	23	67	207	1415	

School Performance Indices – G.C.E. (O/L) Examination – 2021

(Schools with less than 20 candidates)

Province	SOUTHERN
District	MATARA
Edu. Zone	MATARA

School	No of Candidates*	Performance Indices of Subjects						School Performance Index	Rank of the School			
		Religion	First Language	English	Science	Mathematics	History		Edu. Zone	District	Province	Island
MOTAGEDARA BANDARANAYAKA M.V., KEKANADURA.	16	41	39	35	44	34	39	39	23	67	207	1415
UDA APAREKKA KANISHTA VIDYALAYA, APAREKKA.	9	37	41	37	33	34	43	38	26	76	225	1524
GODAGAMA ANAGARIKA DHARMAPALA VIDYALAYA, MATHARA.	3	40	33	53	27	47	23	37	27	79	235	1626
NAVIMANA MAHARAJA MAHA VIDYALAYA, NAVIMANA.	10	39	36	45	37	33	33	37	27	79	235	1626
RUWANELLA KANISHTA VIDYALAYA, NAVIMANA.	8	44	35	36	33	39	34	37	27	79	235	1626
DHARMAPALA VIDYALAYA, MATARA.	1	30	40	50	40	30	30	37	27	79	235	1626
BELIDENIYA MAHA VIDYALAYA, KOTTAGODA.	16	32	28	36	34	37	46	36	31	87	249	1729
BODARAKANDA RATHANAJOTHI VIDYALAYA, URUGAMUWA.	4	50	43	18	25	28	38	34	32	91	261	1912
SRI SUDHARSHI VIDYAYATHANA PIRIVENA, MATARA.	7	47	36	23	40	36	21	34	32	91	261	1912
THALARAMBA SRI INDRASARA MAHA VIDYALAYA, KAMBURUGAMUWA.	17	34	34	32	28	26	36	32	34	97	280	2079
SIRI PIYARATHANA KANISHTA VIDYALAYA, DEVINUWARA.	6	30	37	35	28	25	28	31	35	99	285	2155
WAWWA KANISHTA VIDYALAYA, DEVINUWARA.	5	30	30	20	22	32	38	29	36	104	294	2274
SAUGATHODAYA PIRIVENA, KOTTAGODA.	6	37	25	30	30	27	25	29	36	104	294	2274
JAYAMAHA VIHARA VIDYAYATHANA PIRIVENA, MATARA.	5	16	16	38	38	38	16	27	38	108	302	2345
KEKANADURA VIJAYABA KANISHTA VIDYALAYA, KEKANADURA.	9	37	22	32	19	22	26	26	39	109	305	2386
HEMACHANDRA GUNASEKARA M.V., WELIGAMA.	9	30	33	28	20	21	24	26	39	109	305	2386
VIDYATUNGA VIDYATHANA PIRIVENA, DICKWELLA.	7	24	25	24	34	24	27	26	39	109	305	2386
DHAMMASARA K. VIDYALAYA, MIRISSA.	4	23	25	28	23	18	18	23	42	117	320	2451
Total	367											

School Performance Indices – G.C.E. (O/L) Examination – 2021

(Schools with less than 20 candidates)

Province | SOUTHERN
District | MATARA
Edu. Zone | AKURESSA

School	No of Candidates*	Performance Indices of Subjects						School Performance Index	Rank of the School			
		Religion	First Language	English	Science	Mathematics	History		Edu. Zone	District	Province	Island
DEDIYAGALA KANISHTA V., AKURESSA.	15	61	57	49	68	61	71	61	1	2	5	22
DIYALAPE KANISHTA VIDYALAYA, AKURESSA.	10	60	60	46	57	53	60	56	2	9	22	84
LENAMA KANISHTA V., PITABEDDARA.	19	61	50	42	57	54	54	53	3	11	36	167
DAMPELLA M.V., TELIJJAWILA.	11	51	47	43	56	52	49	50	4	16	56	315
AKURUGODA KANISHTA VIDYALAYA, SULTANAGODA.	12	60	51	48	45	45	51	50	4	16	56	315
JAMBUREGODA M.V., WELIGAMA.	15	51	58	38	48	45	46	48	6	27	86	463
WELIKETIYA KANISHTA VIDYALAYA, AKURESSA.	15	45	47	44	52	51	50	48	6	27	86	463
SULTHANAGODA M.V., SULTHANAGODA.	14	50	50	37	49	50	51	48	6	27	86	463
AKURUGODA SENANI KANISHTA VIDYALAYA, TELIJJAWILA.	13	52	51	39	44	44	45	46	9	36	106	625
/TALAHAGAMA KANISHTA VIDYALAYA, MAKANDURA.	5	48	50	46	46	40	42	45	10	41	124	741
KANAHALAGAMA KANISHTA VIDYALAYA, AKURESSA.	8	58	41	45	36	39	43	44	11	44	144	856
HORAGODA AL-HUDA MUSLIM KANISHTA V., THELIJJAWILA.	14	49	49	35	40	40	44	43	12	53	161	984
MALIMBADA NORTH MAHA VIDYALAYA, PALATUWA.	14	36	38	44	44	44	44	42	13	54	167	1079
KOKMADUWA KANISHTA VIDYALAYA, WELIGAMA.	18	48	43	38	38	38	39	41	14	58	180	1193
NIMALAWA KANISHTA VIDYALAYA, KANANKE.	10	45	45	29	40	34	41	39	15	67	207	1415
UDUKAWA KANISHTA VIDYALAYA, DENIPITIYA.	13	38	44	40	36	37	41	39	15	67	207	1415
BOPAGODA ANURA VIDYALAYA, AKURESSA.	3	40	37	33	40	37	43	38	17	76	225	1524
GALPAMUNA KANISHTA VIDYALAYA, PALATUWA.	9	40	33	43	37	36	33	37	18	79	235	1626
WELLANA GUNATHILAKA KANISHTA VIDYALAYA, WELIGAMA.	2	35	35	35	40	30	30	34	19	91	261	1912
KADOLGALLA KANISHTA VIDYALAYA, DENIPITIYA.	14	31	32	26	39	34	36	33	20	95	272	1992
IMBULGODA KANISHTA VIDYALAYA, AKURESSA.	8	31	29	31	31	28	31	30	21	102	290	2212
IBBAWALA KANISHTA VIDYALAYA, WELIGAMA.	9	30	31	28	32	22	30	29	22	104	294	2274
WATAGEDARA MULLA KANISHTA VIDYALAYA, DENIPITIYA.	6	27	23	23	27	35	37	29	22	104	294	2274
PALALLA KANISHTA VIDYALAYA, WELIGAMA.	2	20	20	30	20	30	30	25	24	113	312	2414
SRI PARAMANANDA VIDYATHANA PIRIVENA, AKURESSA.	3	30	27	20	23	27	23	25	24	113	312	2414
Total	262											

School Performance Indices – G.C.E. (O/L) Examination – 2021

(Schools with less than 20 candidates)

Province | SOUTHERN
 District | MATARA
 Edu. Zone | MULATIYANA (HAKMANA)

School	No of Candidates*	Performance Indices of Subjects						School Performance Index	Rank of the School			
		Religion	First Language	English	Science	Mathematics	History		Edu. Zone	District	Province	Island
MEE ELLA DENAGAMA SRI RATHANAPALA VIDYALAYA, MEE ELLA.	5	70	66	52	64	60	66	63	1	1	4	13
ELLEWELA KANISHTA VIDYALAYA, HAKMANA.	2	65	65	40	70	55	65	60	2	3	6	28
PALLAWELA BATADOLA KANISHTA VIDYALAYA, DENAGAMA.	7	53	54	46	71	56	66	58	3	4	13	47
PALLAWELA MAHA VIDYALAYA, RADAWELA.	11	55	54	47	64	64	61	58	3	4	13	47
KARATHOTA KANISHTA VIDYALAYA, HAKMANA.	10	64	52	42	57	51	57	54	5	10	32	134
DENAGAMA MAHA VIDYALAYA, DENAGAMA.	10	56	49	50	55	49	50	52	6	12	39	207
DENAGAMA EAST KANISHTA V., DENAGAMA.	5	54	50	46	56	48	50	51	7	14	45	261
DEWALEGAMA KANISHTA VIDYALAYA, RADAWELA.	9	50	53	43	47	50	63	51	7	14	45	261
DAMMULLAGODA K. VIDYALAYA, PUHULWELLA.	2	60	55	50	35	35	60	49	9	21	68	380
PITAWALGAMUWA KANISHTA VIDYALAYA, DENAGAMA.	16	52	53	35	59	48	48	49	9	21	68	380
ALMINA MUSLIM M.V., HAKMANA.	19	56	54	47	44	45	43	48	11	27	86	463
KANDEGODA KANISHTA VIDYALAYA, HAKMANA.	7	54	44	43	47	47	47	47	12	33	96	547
KIRINDA MUSLIM KANISHTA VIDYALAYA, PUHULWELLA.	10	44	45	48	39	51	51	46	13	36	106	625
PALOLPITIYA MAHA VIDYALAYA, THIHAGODA.	13	41	47	44	47	40	55	46	13	36	106	625
SRI RATANAJOTHI VIDYAYATHANA PIRIVENA, THIHAGODA.	4	43	43	45	50	43	43	45	15	41	124	741
GALBADA SRI DEWANANDA K.V., MATARA.	11	45	37	42	47	45	49	44	16	44	144	856
SIRI PAGNNALANKARA VIDYALAYA, KAMBURUPITIYA.	19	52	45	38	41	41	46	44	16	44	144	856
RANSEGODA NORTH KANISHTA VIDYALAYA, MAKANDURA.	15	47	43	38	45	49	43	44	16	44	144	856
WALAKANDA M.V., PUHULWELLA.	10	51	47	39	42	43	41	44	16	44	144	856
GOMBADDALA VIJAYABA K. VIDYALAYA, MATARA.	3	37	47	40	43	40	47	42	20	54	167	1079
HETTIYAWALA EAST M.V., PUHULWELLA.	18	49	46	28	37	43	48	42	20	54	167	1079
ERiyATHOTA MAHA VIDYALAYA, KAMBURUPITIYA.	17	42	45	36	31	41	48	41	22	58	180	1193
UPALI WIJAYAWARDENA VIDYALAYA, KAMBURUPITIYA.	10	40	42	36	43	39	43	41	22	58	180	1193
MEEPAVITA KANISHTA VIDYALAYA, RANSEGODA.	15	41	41	35	46	40	44	41	22	58	180	1193

School Performance Indices – G.C.E. (O/L) Examination – 2021

(Schools with less than 20 candidates)

Province	SOUTHERN
District	MATARA
Edu. Zone	MULATIYANA (HAKMANA)

School	No of Candidates*	Performance Indices of Subjects						School Performance Index	Rank of the School			
		Religion	First Language	English	Science	Mathematics	History		Edu. Zone	District	Province	Island
BADABADDA M.V., MEE ELLA.	2	35	40	35	45	40	45	40	25	63	195	1310
RANSEGODA SOUTH KANISHTA VIDYALAYA, RANSEGODA.	15	38	37	30	40	41	46	39	26	67	207	1415
THUMBE KANISHTA VIDYALAYA, KAMBURUPITIYA.	8	40	44	25	36	34	36	36	27	87	249	1729
DIDDENIPOTHA MAHA VIDYALAYA, MULATIYANA JUNCTION	10	36	32	35	30	36	26	33	28	95	272	1992
SUGATHAPALA GODAWATHTHA K.VIDYALAYA KAMBURUPITIYA.	10	33	32	33	28	23	36	31	29	99	285	2155
SAPUGAHAARA KANISHTA VIDYALAYA, HAKMANA.	3	40	40	23	23	30	30	31	29	99	285	2155
VIDYANIKETHA VIDYAYATHANA PIRIVENA, KAMBURUPITIYA.	10	26	28	21	21	29	29	26	31	109	305	2386
VIDYANIKETHA VIDYALAYA, KAMBURUPITIYA.	11	25	24	26	21	24	21	24	32	115	316	2435
Total	317											

* School Candidates (1st attempt)

School Performance Indices – G.C.E. (O/L) Examination – 2021

(Schools with less than 20 candidates)

Province | SOUTHERN
 District | MATARA
 Edu. Zone | DENIYAYA (MORAWAKA)

School	No of Candidates*	Performance Indices of Subjects						School Performance Index	Rank of the School			
		Religion	First Language	English	Science	Mathematics	History		Edu. Zone	District	Province	Island
HULANKANDA KANISHTA VIDYALAYA, DAMPAHALA.	17	53	52	42	49	46	49	49	1	21	68	380
PARAGALA KANISHTA VID., MORAWAKA.	11	55	51	34	43	41	52	46	2	36	106	625
KIRIWELDOLA K. VIDYALAYA, DENIYAYA,	6	52	50	42	35	40	45	44	3	44	144	856
BEVERLEY TAMIL KANSITA VIDYALAYA DENIYAYA.	14	49	47	40	20	46	39	40	4	63	195	1310
KANDILPANA KANISHTA VIDYALAYA, DENIYAYA.	3	37	50	37	30	37	47	40	4	63	195	1310
ILUKPITIYA KANITU VIDYALAYA, KOTAPOLA.	14	45	43	31	39	30	46	39	6	67	207	1415
MEKILIYATENNA KANISHTA VIDYALAYA, URUBOKKA.	13	44	48	35	32	26	47	39	6	67	207	1415
KIRIPITIYA KANISHTA VIDYALAYA, URUBOKKA.	12	56	40	27	38	35	38	39	6	67	207	1415
PERCY ABEYWARDENE VIDYALAYA, BERALAPANATARA.	18	40	42	33	35	43	35	38	9	76	225	1524
HANDFORD TAMIL K.V, DENIYAYA.	18	47	51	33	24	28	40	37	10	79	235	1626
KOLAWENIGAMA M.V., KOLAWENIGAMA.	15	35	32	29	47	37	39	37	10	79	235	1626
PUWAKGAHAHENA KANISHTA VIDYALAYA, GOMILA-MAWARALA.	10	38	40	34	36	33	38	37	10	79	235	1626
HATHTOTUWA KANISHTA VIDYALAYA,. PITABEDDARA.	8	40	34	33	33	29	40	35	13	89	257	1822
MEDERIPITIYA KANISHTA VIDYALAYA, DENIYAYA.	11	34	35	27	38	37	38	35	13	89	257	1822
KETAWALA VIDYALAYA, BERALAPANATARA.	7	36	36	21	32	43	33	34	15	91	261	1912
GODAKUMBURA K.VIDYALAYA, KOTAPOLA.	8	33	38	29	39	27	28	32	16	97	280	2079
TALAPELAKANDA KANISTA VIDYALAYA, DENIYAYA	5	32	32	30	30	30	28	30	17	102	290	2212
VIHARAHENA KANISHTA VIDYALAYA, DENIYAYA.	3	27	23	23	30	17	23	24	18	115	316	2435
Total	193											

* School Candidates (1st attempt)

School Performance Indices – G.C.E. (O/L) Examination – 2021

(Schools with less than 20 candidates)

Province | SOUTHERN
District | HAMBANTOTA
Edu. Zone | TANGALLE

School	No of Candidates*	Performance Indices of Subjects						School Performance Index	Rank of the School			
		Religion	First Language	English	Science	Mathematics	History		Edu. Zone	District	Province	Island
NALAGAMA SINHALA KANISHTA VIDYALAYA, VITHARANDENIYA.	5	58	66	68	74	72	70	68	1	1	2	5
HEENDELIYA VIDYALAYA, NAKULUGAMUWA.	7	53	60	54	64	54	66	59	2	5	12	41
NALAGAMA MUSLIM VIDYALAYA, TANGALLE.	3	67	60	53	60	50	53	57	3	7	17	66
RAJAPAKSHA CO-OPERATIVE VILLAGE KANISHTA VIDYALAYA, VITARANDEN	5	52	60	48	60	56	60	56	4	9	22	84
USWEWA KANISHTA VIDYALAYA, TANGALLE.	17	54	61	52	57	55	55	56	4	9	22	84
ABEYSEKARAGAMA M.V., BARAWAKUMBUKA.	12	52	53	48	54	64	61	55	6	14	28	109
GETAMANNA NORTH KANISHTA V., GETAMANNA.	1	50	60	50	50	50	50	52	7	19	39	207
RANNA WADIYAGODA KANISHTA VIDYALAYA, RANNA.	15	57	51	40	52	53	58	52	7	19	39	207
DEDDUWAWALA K.V., NAKULUGAMUWA.	7	60	51	37	46	50	59	51	9	23	45	261
GURUGODELLA WEERASINGHE VIDYALAYA, TANGALLE.	14	57	49	42	56	51	49	51	9	23	45	261
ATTANAYALA MAHA VIDYALAYA, MEDAMULANA.	16	47	49	39	64	51	52	50	11	29	56	315
GURUWALA KANISHTA VIDYALAYA, ANGUNUKOLAPELESSA.	19	47	48	45	51	49	61	50	11	29	56	315
TANGALLE MUSLIM VIDYALAYA, TANGALLE.	4	58	38	48	63	50	45	50	11	29	56	315
OVILANA KANISHTA VIDYALAYA, BELIATTA.	3	53	53	37	47	50	53	49	14	35	68	380
SINIMODARA KANISHTA VIDYALAYA, NAKULUGAMUWA.	8	46	49	55	50	49	44	49	14	35	68	380
AMBALA MAHA VIDYALAYA, BELIATTA.	9	48	50	48	43	50	48	48	16	39	86	463
THELAMBUYAYA K.VIDYALAYA. HAKURUWELA.	13	50	52	45	49	42	49	48	16	39	86	463
PALLATTARA M.V., MODARAWANA.	4	48	48	40	50	45	53	47	18	42	96	547
GALAGAMA M.V., NAKULUGAMUWA.	15	39	41	45	47	47	54	46	19	47	106	625
KAMBUSSAWALA MAHA VIDYALAYA, BELIATTA.	10	43	38	41	56	37	53	45	20	55	124	741
THARAPERIYA KANISHTA VIDYALAYA, BELIATTA.	8	44	45	35	53	39	53	45	20	55	124	741
REKAWA KANISHTA VIDYALAYA, NETOLPITIYA.	7	40	44	37	53	41	47	44	22	60	144	856
KADURUPOKUNA SRI PIYADASSI M.V., TANGALLE.	7	37	44	43	40	41	51	43	23	64	161	984
PAHALAGAMA KANISHTA VIDYALAYA, TANGALLE.	10	41	45	38	46	49	41	43	23	64	161	984

* School Candidates (1st attempt)

School Performance Indices – G.C.E. (O/L) Examination – 2021

(Schools with less than 20 candidates)

Province | SOUTHERN
District | HAMBANTOTA
Edu. Zone | TANGALLE

School	No of Candidates*	Performance Indices of Subjects						School Performance Index	Rank of the School			
		Religion	First Language	English	Science	Mathematics	History		Edu. Zone	District	Province	Island
WAKAMULLA KANISHTA VIDYALAYA, HAKURUWELA.	6	43	37	52	42	35	48	43	23	64	161	984
GODAWELA KANISHTA VIDYALAYA, NIHILUWA.	7	37	44	29	41	54	44	42	26	67	167	1079
NAYAKAWATTA RAJAPAKSHA VIDYALAYA, GETAMANNA.	16	39	38	36	45	45	46	42	26	67	167	1079
ANGULMADUWA KANISHTA VIDYALAYA, BELIATTA.	9	39	50	43	33	41	37	41	28	71	180	1193
KUDAHEELLA M.V., BELIATTA.	18	40	41	41	44	39	43	41	28	71	180	1193
PALAPOTHA M.V., BELIATTA.	5	40	40	38	40	44	44	41	28	71	180	1193
PATTIYAPOLA KANISHTA VIDYALAYA, NETOLPITIYA.	8	38	43	35	49	39	39	41	28	71	180	1193
MAHAHEELLA SOUTH ESHWARA KANISHTA VIDYALAYA, BELIATTA.	12	41	42	33	42	42	42	40	32	79	195	1310
ARANWELA M.V., BELIATTA.	12	37	38	39	41	33	41	38	33	82	225	1524
KAHANDAMODARA KANISHTA VIDYALAYA, RANNA.	5	32	36	40	38	40	40	38	33	82	225	1524
UNAKURUWA KANISHTA VIDYALAYA, TANGALLE.	5	20	32	54	38	43	38	38	33	82	225	1524
DEAF AND BLIND SCHOOL, TANGALLE.	3	37	33	33	43	40	40	38	33	82	225	1524
MORAKETIARA KANISHTA VIDYALAYA, NAKULUGAMUWA.	12	37	34	38	37	32	43	37	37	86	235	1626
ILUKMULLA KANISHTA V., TANGALLE.	4	40	40	35	30	30	40	36	38	87	249	1729
GODAWANAGODA KANISHTA VIDYALAYA, TANGALLE.	10	30	37	30	35	30	26	31	39	97	285	2155
RAMBUCKETIYA KANISHTA VIDYALAYA, NAKULUGAMUWA.	14	30	38	26	27	31	29	30	40	98	290	2212
MARAKOLLIYA KANISHTA VIDYALAYA, TANGALLE.	7	26	31	20	31	20	36	27	41	101	302	2345
KUDAWELLA JAYAWICKRAMA M.V., NAKULUGAMUWA.	9	20	22	28	26	23	31	25	42	104	312	2414
PALATUDUWA KANISHTA V., TANGALLE.	3	33	27	23	27	23	10	24	43	105	316	2435
SITINAMALUWA VIDYALAYA, BELIATTA.	1	30	30	20	10	20	30	23	44	107	320	2451
MEEGAHAWELA KANISHTA VIDYALAYA, BELIATTA.	1	20	10	NULL	10	NULL	10	13	45	110	327	2515
Total	386											

* School Candidates (1st attempt)

School Performance Indices – G.C.E. (O/L) Examination – 2021

(Schools with less than 20 candidates)

Province | SOUTHERN
District | HAMBANTOTA
Edu. Zone | HAMBANTOTA

School	No of Candidates*	Performance Indices of Subjects						School Performance Index	Rank of the School			
		Religion	First Language	English	Science	Mathematics	History		Edu. Zone	District	Province	Island
BERAGAMA JANAPADA VIDYALAYA, AMBALANTOTA.	15	60	51	65	53	48	59	56	1	9	22	84
HATHPORUWA KANISHTA VIDYALAYA, SURIYAWEWA TOWN.	18	54	57	49	58	59	56	56	1	9	22	84
HABARATHHAWALA K.V., KOGGALLA.	3	53	60	43	53	53	60	54	3	17	32	134
KARAMBAGALMULLA PRIMARY VIDYALAYA, RUHUNU RIDIGAMA.	13	48	51	43	57	54	58	52	4	19	39	207
PUSTHOLAMULLA JAYAWICKRAMA K. VIDYALAYA. TISSAMAHARAMA.	14	55	54	46	51	49	52	51	5	23	45	261
WALAWEWATTA M.V., MAMADALA.	6	57	53	47	48	50	48	51	5	23	45	261
BEMINIYANWILA K.V., AMBALANTOTA	9	47	44	48	56	51	54	50	7	29	56	315
GANGEYAYA JUNIOR VIDYALAYA, TISSAMAHARAMA.	8	58	51	44	45	50	51	50	7	29	56	315
IKKAPALLAMA KANISHTA VIDYALAYA, TISSAMAHARAMAYA.	14	53	46	42	51	48	53	49	9	35	68	380
BERAGAMA VIDYALAYA, AMBALANTOTA.	18	42	45	56	42	43	53	47	10	42	96	547
KIULA V., HUNGAMA.	13	55	45	49	42	44	45	47	10	42	96	547
UDUWILA KANISHTA V., TISSAMAHARAMA.	12	53	47	37	43	48	55	47	10	42	96	547
BADAGIRIYA MUSLIM K. VIDYALAYA, WELIGATTA.	4	45	55	55	35	43	43	46	13	47	106	625
BATAATHA SOUTH KANISHTA VIDYALAYA, HUNGAMA.	16	58	51	34	46	43	46	46	13	47	106	625
BUNDALA K.V., WELIGATTA.	3	47	43	33	50	53	47	46	13	47	106	625
ETHBATUWA KANISHTA VIDYALAYA, HUNGAMA.	11	43	47	45	48	41	49	46	13	47	106	625
MAHAGALWEWA KANISHTA VIDYALAYA, SURIYAWEWA TOWN.	13	51	40	37	42	52	52	46	13	47	106	625
UDAMATTALA V., TISSAMAHARAMA.	18	48	46	38	44	43	54	46	13	47	106	625
VIDYARTHA M.V., TISSAMAHARAMA.	17	53	44	44	49	43	41	46	13	47	106	625
TISSAPURA JUNIOR SCHOOL WEERAWILA.	9	49	40	46	53	43	39	45	20	55	124	741
DENIYA PINGAMA KANISHTA VIDYALAYA, HUNGAMA.	9	46	42	43	50	43	39	44	21	60	144	856
M.R. THASIM MUSLIM V., WEERAWILA NEW TOWN.	7	59	47	51	31	40	37	44	21	60	144	856
PAHALA ANDARAWEWA VIDYALATA, HAMBANTOTA.	9	49	40	37	46	42	52	44	21	60	144	856
WELIGATTA M.V., WELGATTA.	10	48	44	38	40	47	37	42	24	67	167	1079

School Performance Indices – G.C.E. (O/L) Examination – 2021

(Schools with less than 20 candidates)

Province	SOUTHERN
District	HAMBANTOTA
Edu. Zone	HAMBANTOTA

School	No of Candidates*	Performance Indices of Subjects						School Performance Index	Rank of the School			
		Religion	First Language	English	Science	Mathematics	History		Edu. Zone	District	Province	Island
OYAGAWA RANAWARANAWEWA KANISHTA VIDYALAYA, TANAMALVILA.	19	44	50	42	34	39	39	41	25	71	180	1193
SRI ROHANA K.V., TISSAMAHARAMA	19	43	42	32	45	41	45	41	25	71	180	1193
PALLEMALALA KANISHTA VIDYALAYA, WELIGATTA.	17	44	43	38	38	40	43	41	25	71	180	1193
WEWEGAMA K.VIDYALAYA, SURIYAWEWA TOWN.	11	44	38	25	29	36	46	36	28	87	249	1729
BERALIHOLA M.V., TISSAMAHARAMA.	15	39	37	26	41	31	33	35	29	90	257	1822
RANMIHITENNA KANISHTA V., TISSA	12	34	37	32	36	34	33	34	30	91	261	1912
OSUWINNA K. VIDYALAYA. TISSAMAHARAMA.	9	37	34	37	27	30	37	34	30	91	261	1912
NILWALA ANANDA VIDYALAYA, HUNGAMA.	12	39	34	32	33	33	30	34	30	91	261	1912
ELLAGALA KANISHTA V., TISSAMAHARAMA.	8	34	33	30	29	31	38	33	33	94	272	1992
GONNORUWA K.V., HAMBANTOTA.	18	38	32	25	31	28	36	32	34	96	280	2079
SIYAMBALAGASVILA GNANODAYA K.V., RUHUNURIDIYAGAMA.	10	31	28	24	24	28	32	28	35	100	301	2307
ROTAWALA KANISHTA VIDYALAYA, AMBALANTOTA.	4	15	20	28	40	20	30	26	36	102	305	2386
WEERAWILA M.V., NAWA WEERAWILA.	8	31	24	23	30	21	29	26	36	102	305	2386
MUTIYAMMAGAMA K.V., TISSAMAHARAMA.	15	29	22	25	20	19	31	24	38	105	316	2435
SRI SUMANGALA VIDYAYATHANA PIRIVENA, AMBALANTOTA.	5	28	18	16	22	18	18	20	39	108	324	2486
Total	451											

* School Candidates (1st attempt)

School Performance Indices – G.C.E. (O/L) Examination – 2021

(Schools with less than 20 candidates)

Province | SOUTHERN
District | HAMBANTOTA
Edu. Zone | WALASMULLA

School	No of Candidates*	Performance Indices of Subjects						School Performance Index	Rank of the School			
		Religion	First Language	English	Science	Mathematics	History		Edu. Zone	District	Province	Island
RAJAPURAGODA KANISHTA VIDYALAYA, WALASMULLA.	8	74	64	55	64	65	66	65	1	2	3	10
KANUMULDENIYA SOUTH VIDYALAYA, MEE-ELLA.	12	58	58	56	65	59	63	60	2	3	6	28
THALWATTA ABHINAWA KANISHTA VIDYALAYA, KATUWANA.	16	55	54	53	67	74	54	60	2	3	6	28
ITTADEMALIYA M.V., WALASMULLA.	8	55	58	59	64	60	53	58	4	6	13	47
UDADENIYA KANISHTA VIDYALAYA, WALASMULLA.	4	58	53	58	60	55	60	57	5	7	17	66
ATUBODE K.V., WALASMULLA.	15	47	49	43	57	72	66	56	6	9	22	84
RUKMALPITIYA KANISHTA VIDYALAYA, KATUWANA.	14	56	59	50	59	49	55	55	7	14	28	109
THALAPATHKANDA KANISHTA VIDYALAYA, RAMMALA-WARAPITIYA.	14	54	63	56	54	49	56	55	7	14	28	109
KONKARAHENA VIDYALAYA, KIRAMA.	10	47	52	51	66	46	54	53	9	18	36	167
KANDEBEDDA KANISHTA VIDYALAYA, MEE-ELLA.	11	55	46	50	57	48	55	52	10	19	39	207
OMARA MAHA VIDYALAYA, WALASMULLA.	12	50	54	43	56	52	49	51	11	23	45	261
AL-AMEIR MUSLIM VIDYALAYA, WEERAKETIYA.	10	56	48	49	60	45	49	51	11	23	45	261
RADANIARA MAHA VIDYALAYA, KIRAMA.	18	55	49	32	50	58	57	50	13	29	56	315
BENDIGAMA KANISHTA VIDYALAYA, VITHARANDENIYA.	8	56	49	41	51	45	53	49	14	35	68	380
BOWALA K.V., WALASMULLA.	12	53	43	50	39	63	42	48	15	39	86	463
ALUPOTHDENIYA K. VIDYALAYA. KATUWANA.	11	48	56	40	49	46	45	47	16	42	96	547
AMBAKOLAWEWA K. VIDYALAYA MEDAMULANA.	16	42	44	39	41	51	51	45	17	55	124	741
MULKIRIGALA MAHA VIDYALAYA, MULKIRIGALA.	11	42	49	39	48	43	47	45	17	55	124	741
KERADENIYA KANISHTA VIDYALAYA, KIRAMA.	3	57	53	17	40	33	53	42	19	67	167	1079
EGODABEDDA M.V., KIRAMA.	11	43	39	38	45	43	40	41	20	71	180	1193
OLUARA BANDARANAYAKE KANISHTA V., WALASMULLA.	10	49	45	30	38	32	46	40	21	79	195	1310
KUDAGODA KANISHTA VIDYALAYA, KARIYAMADITTA.	15	46	42	33	38	35	40	39	22	81	207	1415
WADIYA SILVA KANISHTA VIDYALAYA, VITHARANDENIYA.	11	37	33	33	34	47	32	36	23	87	249	1729
AGALABADA KANISHTA VIDYALAYA, WALASMULLA.	10	35	32	28	32	30	39	33	24	94	272	1992

School Performance Indices – G.C.E. (O/L) Examination – 2021

(Schools with less than 20 candidates)

Province	SOUTHERN
District	HAMBANTOTA
Edu. Zone	WALASMULLA

School	No of Candidates*	Performance Indices of Subjects						School Performance Index	Rank of the School			
		Religion	First Language	English	Science	Mathematics	History		Edu. Zone	District	Province	Island
GALWADIYA P. VIDYALAYA JULAMPITIYA.	7	29	34	26	31	30	30	25	98	290	2212	
SRI INDARATHANA K. VIDYALAYA, KIRAMA.	3	13	13	13	20	27	17	26	109	326	2506	
Total	280											

* School Candidates (1st attempt)

NORTHERN PROVINCE

School Performance Indices – G.C.E. (O/L) Examination – 2021

(Schools with less than 20 candidates)

Province	NORTHERN
District	JAFFNA
Edu. Zone	JAFFNA

School	No of Candidates*	Performance Indices of Subjects						School Performance Index	Rank of the School			
		Religion	First Language	English	Science	Mathematics	History		Edu. Zone	District	Province	Island
ELAYATHAMBY HINDU VIDYALAYA, JAFFNA.	5	50	50	50	60	54	42	51	1	13	30	261
ST. ROCHE'S R.C. VIDYALAYA, JAFFNA.	2	40	50	45	50	40	55	47	2	21	51	547
WATHARAWATHAI VIGNESWARA V., PUTHUR.	19	61	51	35	37	46	54	47	2	21	51	547
NALLUR HINDU TAMIL GIRLS' SCHOOL, NALLUR.	8	55	49	38	34	41	40	43	4	38	106	984
UYARAPULAM M.M.T.M.V., ANAICOTTAI.	5	48	46	40	28	36	50	41	5	46	131	1193
KADEEJA LADIES COLLEGE JAFFNA.	14	44	50	41	39	36	36	41	5	46	131	1193
COLOMBAGAM THURAIAPPA VIDYALAYA, JAFFNA.	9	47	46	31	37	34	38	39	7	53	146	1415
KOKUVIL EAST NAMAGAL V., KOKUVIL.	7	39	47	39	37	36	37	39	7	53	146	1415
KOKUVIL SRI GNANAPANDITHA V., KOKUVIL.	12	40	41	35	40	42	33	39	7	53	146	1415
ST. MARY'S VIDYALAYA, JAFFNA.	12	49	45	28	32	39	38	39	7	53	146	1415
URELU GANESHA V., CHUNNAKAM.	10	48	45	37	38	35	32	39	7	53	146	1415
VANNAI NAVALAR MAHA VIDYALAYA, JAFFNA.	12	49	44	40	34	38	27	39	7	53	146	1415
KOKUVIL SRI RAMAKRISHNA V., KOKUVIL.	15	45	41	29	33	42	30	37	13	67	171	1626
NALLUR STATION C.C.T.M.S., JAFFNA.	6	52	40	32	33	25	40	37	13	67	171	1626
SANMARKKA M.V., JAFFNA.	10	48	37	38	37	34	30	37	13	67	171	1626
ST. JOSEPH'S V., JAFFNA.	9	36	37	34	36	43	32	36	16	71	178	1729
NALLUR SOUTH SRI VIGNESWARA V., JAFFNA.	7	43	37	31	33	33	33	35	17	76	188	1822
ARIYALAI SRI PARVATHY V., JAFFNA.	17	38	41	32	28	40	26	34	18	82	197	1912
OSMANIYA COLLEGE, JAFFNA.	9	28	32	32	42	34	27	33	19	89	206	1992
ATCHUVELY SARASWATHY V., ATCHUVELY.	9	34	39	27	32	28	34	32	20	91	214	2079
KOPAY M.V., KOPAY.	5	40	36	30	26	26	34	32	20	91	214	2079
PUTHAKALADDY SRI VISHNU V., PUTTUR.	14	43	31	23	25	30	31	31	22	95	220	2155
ST. JAMES M.V., JAFFNA.	6	34	37	28	28	30	27	31	22	95	220	2155
KONDAVIL PARAMASOTHY VIDYALAYA, KONDAVIL.	9	31	34	23	29	33	29	30	24	99	225	2212

School Performance Indices – G.C.E. (O/L) Examination – 2021

(Schools with less than 20 candidates)

Province	NORTHERN
District	JAFFNA
Edu. Zone	JAFFNA

School	No of Candidates*	Performance Indices of Subjects						School Performance Index	Rank of the School			
		Religion	First Language	English	Science	Mathematics	History		Edu. Zone	District	Province	Island
AVARANGAL MAHAJANA V., PUTTUR.	9	31	37	21	20	27	20	26	25	113	241	2386
KANTHARMADAM SAIVA PIRAGASA V., JAFFNA.	1	30	20	10	10	10	10	15	26	118	246	2513
NAYANMARKADDU MAHESWARY V., JAFFNA.	3	17	13	13	17	13	13	14	27	119	247	2514
Total	244											

* School Candidates (1st attempt)

School Performance Indices – G.C.E. (O/L) Examination – 2021

(Schools with less than 20 candidates)

Province | NORTHERN
District | JAFFNA
Edu. Zone | ISLANDS

School	No of Candidates*	Performance Indices of Subjects						School Performance Index	Rank of the School			
		Religion	First Language	English	Science	Mathematics	History		Edu. Zone	District	Province	Island
NARANTHANAI GANESHA VIDYALAYA, KAYTS.	1	70	80	60	70	70	70	70	1	1	1	4
DELFT R.C. LADIES COLLEGE, DELFT.	7	57	54	47	46	54	56	52	2	10	26	207
KAYTS ST. MARY'S R.C. GIRLS' VIDYALAYA, KAYTS.	13	59	60	45	48	56	45	52	2	10	26	207
PUNGUDUTIVU KAMALAMBIGAI VIDYALAYA, PUNGUDUTIVU 8.	9	50	42	48	58	66	39	51	4	13	30	261
KARAMPON LITTLE FLOWERS GIRLS' M.V., KAYTS.	16	52	56	41	42	49	43	47	5	21	51	547
VELANAI WEST NADARAJAH VIDYALAYA, VELANAI.	16	51	52	39	39	58	44	47	5	21	51	547
PUNGUDUTIVU SRI GANESH MAHA VIDYALAYA, PUNGUDUTIVU.	9	52	49	28	44	49	51	46	7	25	58	625
MANDAITIVU M.V., MANDAITIVU.	11	47	45	39	48	46	42	45	8	31	79	741
SUNDARAMOORHY NAYANAR VIDYALAYA, KARAINAGAR.	10	43	58	44	37	50	36	45	8	31	79	741
SARAVANAI NAGESWARY M. VIDYALAYA, VELANAI.	9	52	48	31	36	43	51	44	10	34	89	856
PUNGUDUTIVU SRI SUBRAMANIYA MAHALIR VIDYALAYA,.V., PUNGUDUTIVU.	10	56	49	33	38	43	37	43	11	38	106	984
VIYAVIL SAIVA VIDYALAYA, KARAINAGAR.	7	51	57	33	37	37	37	42	12	42	117	1079
NARANTHANAI R.C.M. VIDYALAYA, KAYTS.	18	43	47	29	31	39	45	39	13	53	146	1415
SRI SITHIVINAYAGAR M.V., PUNGUDUTIVU.	11	42	40	33	39	42	35	39	13	53	146	1415
DELFT SAIVAPRAGASA VIDYALAYA, DELFT 4.	4	53	43	23	25	30	35	35	15	76	188	1822
NAINATIVU SRI GANESHA KANISTA M.V., NAINATIVU.	13	45	45	25	25	37	31	35	15	76	188	1822
VELANAI EAST MAHA VID., VELANAI	12	43	36	24	31	34	35	34	17	82	197	1912
ALLAIPIDY PARASAKTHI VIDYASALAI, ALLAIPIDY.	16	35	34	26	22	32	30	30	18	99	225	2212
VELANAI SARASWATHY VIDYALAYA, VELANAI - EAST.	8	30	35	29	26	34	26	30	18	99	225	2212
NAINATIVU M.V., NAINATIVU.	14	41	34	19	26	30	29	30	18	99	225	2212
ELUVAITIVU MURUGAVEL VIDYALAYA, ELUVITIVU.	9	31	26	22	30	33	23	28	21	108	235	2307
KARAMPON SHANMUGANATHA M.V., KAYTS.	10	16	19	15	19	18	14	17	22	117	245	2506
Total	233											

* School Candidates (1st attempt)

School Performance Indices – G.C.E. (O/L) Examination – 2021

(Schools with less than 20 candidates)

Province	NORTHERN
District	JAFFNA
Edu. Zone	THENMARACHCHI

School	No of Candidates*	Performance Indices of Subjects						School Performance Index	Rank of the School			
		Religion	First Language	English	Science	Mathematics	History		Edu. Zone	District	Province	Island
VARANI IDAIKURICHCHI SRI SUBRAMANIA SCHOOL, VARANY.	6	62	63	60	68	57	55	61	1	2	4	22
KAITHADI NAVATKULI G.T.M.S., KAITHADI.	11	65	59	55	53	60	56	58	2	3	7	47
VIDATHPALAI KAMALASAMI VIDYALAYA, MIRUSUVIL.	10	60	63	43	56	64	58	57	3	4	10	66
KAITHADY NUNAVIL G.T.M. SCHOOL, CHAVAKACHCHERI.	10	57	57	48	51	63	51	55	4	7	16	109
ELUTHUMATTUWAL G.T.M. SCHOOL, ELUTHUMATTUWAL.	6	62	55	42	55	50	45	52	5	10	26	207
CHANDRA MOULEESA VIDYALAYA, CHAVAKACHCHERI.	16	53	55	51	43	53	44	50	6	15	36	315
MANTHUVIL SRI BHARATHY V., KODIKAMAM.	12	58	53	41	46	53	48	50	6	15	36	315
KODIKAMAM GOVERNMENT VIDYALAYAM, KODIKAMAM.	6	48	55	40	40	50	42	46	8	25	58	625
MADDUVIL SOUTH SARASWATHY VIDYALAYA, CHAVAKACHCHERI.	17	56	50	35	45	47	42	46	8	25	58	625
MIRUSUVIL G.T.M. SCHOOL, MIRUSUVIL.	15	49	55	35	40	51	42	45	10	31	79	741
CHANDRAPURA SKANDAVARODAYA M. VIDYALAYA, CHAVAKACHCHERI.	8	49	46	40	45	48	36	44	11	34	89	856
SRI GANESHA VIDYALAYA ELUTHUMATTUWAL.	9	47	48	39	44	50	36	44	11	34	89	856
KAITHADI GURUSAMI V., KAITHADY.	13	50	47	36	43	48	40	44	11	34	89	856
MEESALAI VIGNESWARA M.V., MEESALAI.	9	43	47	39	44	43	44	43	14	38	106	984
MADDUVIL SOUTH A.M.T.M. SCHOOL., CHAVAKACHCHERI.	9	39	49	38	41	50	34	42	15	42	117	1079
MANTHUVIL R.C.T.M. SCHOOL, KODIKAMAM.	10	43	49	34	31	44	43	41	16	46	131	1193
MIRUSUVIL R.C.T.M. SCHOOL MIRUSUVIL	4	40	35	43	38	43	38	40	17	52	141	1310
NUFFIELD SCHOOL FOR THE DEAF AND THE BLIND, KAITADI.	8	24	25	41	35	38	41	34	18	82	197	1912
MARAVAN PULO SAKALAKALA VALLI V., CHAVAKACHCHERI.	10	29	31	29	21	25	40	29	19	106	232	2274
ALLARAI GOVT. TAMIL V., MEESALAI.	5	36	34	18	32	26	24	28	20	108	235	2307
Total	194											

* School Candidates (1st attempt)

School Performance Indices – G.C.E. (O/L) Examination – 2021

(Schools with less than 20 candidates)

Province	NORTHERN
District	JAFFNA
Edu. Zone	VALIKAMAM

School	No of Candidates*	Performance Indices of Subjects						School Performance Index	Rank of the School			
		Religion	First Language	English	Science	Mathematics	History		Edu. Zone	District	Province	Island
PANDATERUPPU JACINTHA R.C.T.M.S. VIDYALAYA, PANDATERUPPU.	12	55	58	38	48	53	46	50	1	15	36	315
KEERIMALAI NAGULESWARA MAHA VIDYALAYA, KANKESANTHURAI.	11	55	58	31	39	45	48	46	2	25	58	625
UDUVIL MANN'S M.V., CHUNNAKAM.	3	60	53	40	33	50	40	46	2	25	58	625
NADESWARA COLLEGE, KANKESANTHURAI.	16	51	50	36	33	41	44	43	4	38	106	984
ERLALAI M.V., ERLALAI.	11	47	47	37	37	42	44	42	5	42	117	1079
NUNASAI VIDYALAYA, MATHAGAL.	5	52	52	34	38	40	32	41	6	46	131	1193
UDUVIL MURUGAMOORTHY V., CHUNNAKAM.	5	56	48	30	32	38	44	41	6	46	131	1193
ILAVALAI MEIKANDAN M.V., ILAVALAI.	17	44	46	32	34	42	37	39	8	53	146	1415
PUNNALAIKADDU VAN. SITHTHY VINAYAGAR VIDYALAYA. CHUNNAKAM,	16	44	46	36	36	36	31	38	9	63	161	1524
THAVADY HINDU TAMIL MIXED SCHOOL, KOKUVIL.	9	41	42	33	37	38	38	38	9	63	161	1524
ARALY EAST A.M.T.M. SCHOOL VADDUKKODAI.	10	43	46	29	27	39	39	37	11	67	171	1626
KADDUVANPULAM M.V., TELIPPALAI.	10	42	43	27	29	39	37	36	12	71	178	1729
KANDERODAI TAMIL KANDIAH V., KANDERODAI.	10	32	37	25	39	45	37	36	12	71	178	1729
MYGILIDDY NORTH KALAIMAGAL VIDYALAYA, KANKASANTHURAI.	17	36	41	32	29	32	37	35	14	76	188	1822
MYLANY SAIVA M.V., CHUNNAKAM.	5	34	38	34	30	36	30	34	15	82	197	1912
TELLIPALAI SAIVAPIRAGASA VIDYALAYA, TELIPPALAI.	9	47	34	22	32	32	38	34	15	82	197	1912
THOLPURAM VIGNESWARA VIDYALAYA, CHULIPURAM.	18	35	36	28	38	36	31	34	15	82	197	1912
MYLIDDY R.C.T.M.S., KANKESANTHURAI.	5	34	38	28	30	36	26	32	18	91	214	2079
VEEMANKAMAM M.V., TELLIPALLAI.	7	40	37	19	30	36	30	32	18	91	214	2079
ERLALAI SAIVA MAHAJANA V., ERLALAI.	9	44	33	23	22	32	31	31	20	95	220	2155
ARUNASALAM VIDYALAYA, ALAVEDDY.	8	35	35	23	20	24	40	30	21	99	225	2212
KUPPILAN VICKNESWARA M.V., EARLALAI.	6	43	40	25	22	32	17	30	21	99	225	2212
CHULIPURAM NORTH ARUMUGAM VIDYALAYA, CHULIPURAM.	8	39	33	24	21	25	30	29	23	106	232	2274
PANDATERUPPU HINDU COLLEGE, PANDATERUPPU.	17	29	31	21	26	29	30	28	24	108	235	2307

* School Candidates (1st attempt)

School Performance Indices – G.C.E. (O/L) Examination – 2021

(Schools with less than 20 candidates)

Province	NORTHERN
District	JAFFNA
Edu. Zone	VALIKAMAM

School	No of Candidates*	Performance Indices of Subjects						School Performance Index	Rank of the School			
		Religion	First Language	English	Science	Mathematics	History		Edu. Zone	District	Province	Island
NAVALY M.V., MANIPAY.	7	37	33	20	20	27	24	27	25	111	239	2345
PONNALAI VARATHARAJA PERUMAL VIDYALAYA, CHULIPURAM.	14	31	37	16	25	28	25	27	25	111	239	2345
ARALLY VALLIAMMAI MEMORIAL SCHOOL, VADDUKKODDAI.	13	29	32	19	22	25	28	26	27	113	241	2386
KULAMANGAL R.C.VIDYALAYAM MALLAKAM.	6	32	25	25	22	25	22	25	28	115	243	2414
Total	284											

* School Candidates (1st attempt)

School Performance Indices – G.C.E. (O/L) Examination – 2021

(Schools with less than 20 candidates)

Province	NORTHERN
District	JAFFNA
Edu. Zone	VADAMARACHCHI

School	No of Candidates*	Performance Indices of Subjects						School Performance Index	Rank of the School			
		Religion	First Language	English	Science	Mathematics	History		Edu. Zone	District	Province	Island
KAMBARMALAI VIDYALAYAM, VALVETTITHURAI.	14	59	62	51	49	63	54	56	1	5	13	84
KUDATHANAI G.T.M.S., KUDATHANAI.	15	60	63	49	54	55	54	56	1	5	13	84
ALIYAWALAI C.C.T.M. VIDYALAYA, THALAYADY.	19	62	52	40	53	57	53	53	3	8	23	167
MARUTHANKENY HINDU T. MIXED SCHOOL, THALAYADY.	18	53	56	43	46	62	58	53	3	8	23	167
KUDATHANAI KARAIYOOR A.M.T.M. SCHOOL KUDATHANAI.	15	51	56	42	43	51	56	50	5	15	36	315
GNANASARIAR COLLEGE, KARAVEDDY.	4	60	55	45	38	53	45	49	6	19	43	380
AMPAN A.M.T.M. SCHOOL, KUDATHANAI.	12	56	53	42	38	47	51	48	7	20	46	463
POLIKANDY HINDU T.M. SCHOOL, VALVETTITURAI.	19	51	48	41	40	46	51	46	8	25	58	625
KARANAVALI PONNAMPALAM V., KARAVEDDY.	3	57	40	27	47	40	43	42	9	42	117	1079
KARANAVALI M.V., KARAVEDDI.	19	48	43	43	43	33	37	41	10	46	131	1193
KALADDY R.C.T.M. SCHOOL, POINT PEDRO.	11	41	39	38	43	38	34	39	11	53	146	1415
KADDAIVELY YAKKARU VINAYAGAR V., KARAVEDDY.	7	50	36	33	23	50	34	38	12	63	161	1524
NAGAR KOVIL M.V., NAGARKOVIL.	13	44	47	32	33	38	33	38	12	63	161	1524
KADDAIKADU R.C.T.M.S MULLIYAN.	14	45	39	36	26	42	29	36	14	71	178	1729
PUNITHANAGAR TAMIL VIDYALAYA, POINT PEDRO.	9	34	46	29	38	43	28	36	14	71	178	1729
VALVETTY H.T.M. SCHOOL, VALVETTITURAI.	19	36	39	35	32	37	30	35	16	76	188	1822
VATHIRI SACRED HEART COLLEGE, KARAVEDDY.	13	39	38	32	35	32	32	35	16	76	188	1822
ALVAI SRI LANKA V., ALVAI.	2	45	40	30	35	35	20	34	18	82	197	1912
PULOLY M.M.T.M. SCHOOL, PULOLY.	6	37	45	25	27	40	25	33	19	89	206	1992
ALVAI AMBAL VIDYALAYA, ALVAI.	5	42	36	20	30	30	28	31	20	95	220	2155
ALVAI NORTH R.C.T.M. SCHOOL, ALVAI.	14	39	33	28	23	34	24	30	21	99	225	2212
SRI NARATHA V., KARAVEDDY.	8	31	25	26	21	26	21	25	22	115	243	2414
Total	259											

School Performance Indices – G.C.E. (O/L) Examination – 2021

(Schools with less than 20 candidates)

Province | NORTHERN
District | MANNAR
Edu. Zone | MANNAR

School	No of Candidates*	Performance Indices of Subjects						School Performance Index	Rank of the School			
		Religion	First Language	English	Science	Mathematics	History		Edu. Zone	District	Province	Island
ST. LAWRENCE R.C.T.M.S.VIDYALAYA, TALAIMANNAR.	15	64	59	51	50	55	55	56	1	2	13	84
KATKIDANTHAKULAM R.C.T.M.S. MURUNKAN.	12	58	61	48	55	58	52	55	2	3	16	109
CHILAWATHURAI G.M.M.SCHOOL CHILAWATHURAI.	11	58	59	54	58	53	48	55	2	3	16	109
KARISAL R.C.T.M. SCHOOL PESALAI.	18	56	54	49	52	51	59	54	4	5	20	134
SOORIYAKADDAIKADU R.C.T.M. SCHOOL, NANATTAN.	9	58	58	49	54	54	49	54	4	5	20	134
THODDAVELY G.T.M. SCHOOL, EKUKKALAMPIDDY.	19	52	59	48	51	52	48	52	6	7	26	207
NARUVILIKULAM G.T.M. SCHOOL VANKALI	14	57	57	44	43	51	51	51	7	8	30	261
KONDACHCHI G.M.M. SCHOOL CHILAWATHURAI.	17	54	53	36	49	54	45	49	8	10	43	380
AL-MINA MAHA VIDYALAYA, THARAPURAM.	16	48	59	34	43	45	49	46	9	13	58	625
P.P. POTKERNY G.M.M. SCHOOL, P.P. POTKERNY.	5	52	56	28	38	46	52	45	10	14	79	741
ILAHADIPIDY R.C.T.M. SCHOOL, NANATTAN.	10	45	57	36	43	46	37	44	11	16	89	856
MADHUKKARAI G.T.M.S., NANATTAN.	10	54	50	23	44	46	48	44	11	16	89	856
UYIRTHARASANKULAM R.C.T.M. SCHOOL, MURUNKAN.	7	50	53	33	39	39	46	43	13	21	106	984
OLAITHODUWAI R.C.T.M.S. PESALAI.	2	50	55	30	35	40	40	42	14	23	117	1079
VEPPANKULAM G.M.M.S. VEPPANKULAM.	16	48	51	36	34	41	38	41	15	25	131	1193
MAVILANKANY R.C.T.M. SCHOOL MURUNKAN	17	43	44	34	41	39	36	40	16	27	141	1310
ST. MOTHER THERESA R.C.T.M.SCHOOL, MANNAR.	10	45	45	37	30	41	37	39	17	28	146	1415
THUIIUKUDIYIRUPPU R.C.T.M.S. PESALAI.	16	43	45	38	34	36	39	39	17	28	146	1415
ZAHIRA G.M.M.S. MANNAR.	7	47	47	26	36	36	33	38	19	30	161	1524
HUNAI FAROOK G.M.M. SCHOOL MANNAR	8	39	48	29	31	34	40	37	20	32	171	1626
AL- JASSIM MAHA VIDYALAYA MARICHCHUKADDY.	12	43	40	26	35	32	27	34	21	35	197	1912
SIVARAJAH HINDU VID., NANATTAN.	7	30	43	26	31	31	29	32	22	36	214	2079
Total	258											

* School Candidates (1st attempt)

School Performance Indices – G.C.E. (O/L) Examination – 2021

(Schools with less than 20 candidates)

Province	NORTHERN
District	MANNAR
Edu. Zone	MADHU

School	No of Candidates*	Performance Indices of Subjects						School Performance Index	Rank of the School			
		Religion	First Language	English	Science	Mathematics	History		Edu. Zone	District	Province	Island
THADCHANA MARUTHA MADHU MAHA VID., MADHU.	16	68	61	48	54	59	56	58	1	1	7	47
SINNAPANDIVIRICHCHAN G.T.M.S., MADHU CHURCH.	8	46	58	51	43	51	48	50	2	9	36	315
THUYA JOSEPHVAZ M.V. VIDATALTIVU.	9	51	59	42	42	51	43	48	3	11	46	463
PARAPPANKANDAL R.C.T.M.S. UYILANKULAM.	15	48	57	41	45	46	47	47	4	12	51	547
ST.LOURDS MAHA VIDYALAYAM MADUROAD.	6	48	63	33	40	43	40	45	5	14	79	741
KAKKAYANKULAM M.M.V., VAVUNIYA.	15	53	49	39	38	41	43	44	6	16	89	856
SINNAVALAYNKADDU G.T.M.S. SCHOOL, IRANAILUPPAIKULAM.	6	52	58	28	42	40	45	44	6	16	89	856
EACHCHALAWAKKAI G.T.M. SCHOOL MANNAR	12	48	56	48	32	42	40	44	6	16	89	856
PERIYA MADU M.V., MANNAR.	9	54	53	34	38	41	36	43	9	21	106	984
IRANAI ILUPPAKULAM G.T.M.S. VIDYALAYA IRANAI ILUPPUKULAM	5	46	58	36	42	32	40	42	10	23	117	1079
MOONRAMPIDDY G.T.M.S. MANNAR	9	43	48	42	32	42	37	41	11	25	131	1193
PAPPAMODDAI R.C.T.M. SCHOOL THIRUKKETHEESWARAM	5	48	44	28	32	32	42	38	12	30	161	1524
MULLIKKULAM G.T.M. SCHOOL MADHU.	7	41	50	26	34	37	29	36	13	33	178	1729
VELLANKULAM G.T.M.S. VELLANKULAM,	10	39	43	27	31	34	36	35	14	34	188	1822
Total	132											

* School Candidates (1st attempt)

School Performance Indices – G.C.E. (O/L) Examination – 2021

(Schools with less than 20 candidates)

Province	NORTHERN
District	VAVUNIYA
Edu. Zone	VAVUNIYA SOUTH

School	No of Candidates*	Performance Indices of Subjects						School Performance Index	Rank of the School			
		Religion	First Language	English	Science	Mathematics	History		Edu. Zone	District	Province	Island
THARULULOOM MUSLIM V., NERIYAKULAM.	16	57	56	59	48	56	46	54	1	4	20	134
ARAF A VIDYALAYA, VAVUNIYA.	15	58	51	41	47	49	51	50	2	5	36	315
ANNA NAGAR PARAMESWARA VIDYALAYA VAVUNIYA.	18	48	57	41	37	42	49	46	3	7	58	625
ATTAMBAGASKADA VIDYALAYA, VAVUNIYA.	7	63	53	54	29	37	40	46	3	7	58	625
PIRAMANDU VIDYALAYA, VAVUNIYA.	18	48	56	42	42	46	41	46	3	7	58	625
VELIKKULAM J.H. SCHOOL VAVUNIYA.	8	49	54	31	56	44	44	46	3	7	58	625
ALAGALLA G.S.VIDYALAYA, VAVUNIYA.	12	44	49	51	42	43	33	44	7	15	89	856
SIRISUMANA MAHA VIDYALAYA, VAVUNIYA.	19	42	41	41	46	47	44	44	7	15	89	856
CHEKKADIPPULAVU G.T.M. SCHOOL, PAMPEIMADU,	15	43	47	36	51	44	39	43	9	19	106	984
ADAIKKALA ANNAI VIDYALAYA, VAVUNIYA.	14	59	46	33	34	44	44	43	9	19	106	984
MADEENA VIDYALAYA, VAVUNIYA.	12	49	48	37	37	43	39	42	11	21	117	1079
KOOMANKULAM SITHY VINAYAKAR VIDYALAYA, VAVUNIYA.	16	38	48	39	38	44	31	40	12	26	141	1310
SHANMUGANANTHA VIDYALAYA, VAVUNIYA.	10	47	47	34	37	36	38	40	12	26	141	1310
AL - AKSHA M. VIDYALAYA, POOVARASANKULAM.	18	42	42	41	35	34	45	40	12	26	141	1310
DHARMAPALA VIDYALAYA, VAVUNIYA.	12	38	41	25	33	35	43	36	15	31	178	1729
GANESAPURAM VINAYAGAR VIDYALAYA, VAVUNIYA.	19	35	38	41	31	37	33	36	15	31	178	1729
KARUKKALPUTHUKKULAM G.T.M.SCHOOL, VAVUNIYA.	8	35	49	38	30	30	29	35	17	33	188	1822
MUTHALIYARKULAM R.C.T.M.S. CHEDDIKULAM.	17	35	42	28	33	35	34	35	17	33	188	1822
RAJENDRAKULAM G.T.M.S. VAVUNIYA.	12	40	41	24	28	37	27	33	19	36	206	1992
PAVATKULAM GANESWARA MAHA VIDYALAYA, VARIKUDDIYOOR.	17	34	38	26	28	37	31	32	20	38	214	2079
Total	283											

* School Candidates (1st attempt)

School Performance Indices – G.C.E. (O/L) Examination – 2021

(Schools with less than 20 candidates)

Province | NORTHERN
District | VAVUNIYA
Edu. Zone | VAVUNIYA NORTH

School	No of Candidates*	Performance Indices of Subjects						School Performance Index	Rank of the School			
		Religion	First Language	English	Science	Mathematics	History		Edu. Zone	District	Province	Island
MARAVILUPPAI G.T.M.S., NEDUNKERNY.	2	70	70	60	60	80	55	66	1	1	2	9
KULAVISUDDAN G.T.M. VIDYALAYA, NEDUNKERNY.	2	60	65	50	50	60	55	57	2	2	10	66
THAVASIYAKULAM G.T.M.S. VAVUNIYA.	7	63	61	46	56	57	59	57	2	2	10	66
KIDACHCHORI KARUVEPPANKULAM G.T.M.S., SASTHIRIKOOLANKULAM	9	44	52	48	51	52	47	49	4	6	43	380
KOVLIPULIYANKULAM MUTAMIL V., IRANAILUPPAIKKULAM	4	48	50	38	40	48	53	46	5	7	58	625
PANRIKKEITHAKULAM G.T.M.S. OMANTHAI.	16	55	54	34	44	43	44	46	5	7	58	625
SINNAPOOVARASANKULAM VIGNESWARAM VIDYALAYA, PULIYANKULAM.	4	45	55	33	45	45	50	46	5	7	58	625
SUNTHARAPURAM G.T.M.S., VAVUNIYA.	12	48	47	33	41	48	50	45	8	14	79	741
MATHIYAMADU VIVEKANANDA V., PULIYANKULAM.	11	51	55	33	38	38	47	44	9	15	89	856
POOMUKAR KANNAKI VIDYALAYA IRANAIPELLUPPAIKULAM.	17	49	49	35	34	36	59	44	9	15	89	856
SINNADAMPAN BHARATHY VIDYALAYA, NEDUNKERNY.	5	46	48	36	34	44	44	42	11	21	117	1079
MATHAR PANIKKAR MAHILANKULAM J.S.VIDYALAYA, OMANTHAI.	18	41	47	23	43	59	40	42	11	21	117	1079
PADDIKUDIYIRUPPU G.T.M. SCHOOL, NEDUNKERNY.	5	52	48	20	40	44	48	42	11	21	117	1079
KOVLKUNCHIKULAM G.T.M. SCHOOL, VAVUNIYA.	4	43	50	25	38	55	35	41	14	25	131	1193
SHANMUGANANTHA MAHA VIDYALAYA, VAVUNIYA.	7	50	46	34	34	37	34	39	15	29	146	1415
NOCHCHIKULAM NO. 1. J.S.V., OMANTHAI.	4	38	55	30	30	33	38	37	16	30	171	1626
KALMADU M.V., IRANAILUPPAIKKULAM.	13	32	33	27	28	47	38	34	17	35	197	1912
KARUNKALIKKULAM G.T.M. SCHOOL, VAVUNIYA.	10	37	44	29	29	30	31	33	18	36	206	1992
Total	150											

* School Candidates (1st attempt)

School Performance Indices – G.C.E. (O/L) Examination – 2021

(Schools with less than 20 candidates)

Province | NORTHERN
District | MULLAITIVU
Edu. Zone | MULLAITIVU

School	No of Candidates*	Performance Indices of Subjects						School Performance Index	Rank of the School			
		Religion	First Language	English	Science	Mathematics	History		Edu. Zone	District	Province	Island
IRANAIPPALAI R.C.M.VID., PUTHUKKUDIYIRUPPU.	15	58	63	49	60	59	68	60	1	1	5	28
CHEMMALAI MAHA VIDYALAYA, ALAMPIL.	18	62	57	50	46	63	53	55	2	2	16	109
ANANTHAPURAM G.T.M. SCHOOL, PUTHUKKUDIRUPPU.	8	51	63	36	43	39	46	46	3	4	58	625
ALAMPIL R.C.M.V., MULLAITIVU,.	15	48	55	38	33	39	55	45	4	6	79	741
SUTHANTHIRAPURAM T.M.V., UDANARKADDM.	15	46	54	40	39	41	42	44	5	9	89	856
KOKKUTHODDUWAI G.T.M.S., MULLAITIVU.	15	54	47	36	39	43	39	43	6	11	106	984
THERAVIL TAMIL V., VISVAMADU.	16	50	54	28	42	49	36	43	6	11	106	984
KAIVELY GANESHA VID., PUTHUKKUDIYERUPPU.	19	48	46	32	44	48	36	42	8	14	117	1079
KOKKILAI G.T.M. SCHOOL, KOKKILAI.	9	41	40	41	41	36	37	39	9	18	146	1415
AMPALAVANPOKKANAI M.VDYALAYA. MULLAITIVU.	8	43	43	36	36	40	31	38	10	20	161	1524
THEVIPURAM G.T.M.S. PUTHUKUDIYIRUPPU.	7	43	46	29	31	39	31	37	11	23	171	1626
KALYANIPURA VIDYALAYA ETHAWETUNUWEWA.	5	46	44	28	28	34	36	36	12	24	178	1729
KIRIIBBANWEWA MAHA VIDYALAYA, WELIOYA.	13	38	36	30	31	32	31	33	13	25	206	1992
PARANAGAMAWEWA VIDYALAYA, ETHAWETUNUWEWA,	5	36	44	26	36	32	26	33	13	25	206	1992
KOKILAI SINHALA VIDYALAYA MULLATIVE.	3	40	33	30	30	33	30	33	13	25	206	1992
Total	171											

* School Candidates (1st attempt)

School Performance Indices – G.C.E. (O/L) Examination – 2021

(Schools with less than 20 candidates)

Province | NORTHERN
District | MULLAITIVU
Edu. Zone | THUNUKKAI

School	No of Candidates*	Performance Indices of Subjects						School Performance Index	Rank of the School			
		Religion	First Language	English	Science	Mathematics	History		Edu. Zone	District	Province	Island
KALVILANKULAM M.V., THUNUKKAI.	8	45	59	46	51	51	56	51	1	3	30	261
KOOLAMURIPPU G.T.M.SCHOOL, ODDUSUDDAN.	5	40	58	40	48	46	46	46	2	4	58	625
KODDAIKADDIYAKULAM M.V., AKKARAYAN.	13	47	60	28	42	52	38	45	3	6	79	741
VINAYAGAPURAM G.T.M.S. THUNUKKAI.	13	50	55	27	37	49	51	45	3	6	79	741
THERANKANDAL G.T.M.S. THUNUKKAI.	19	43	49	29	33	53	55	44	5	9	89	856
THANDUVAN G.T.M. SCHOOL, NEDUNKERNY.	14	46	44	40	44	44	41	43	6	11	106	984
THENNIYANKULAM G.T.M.S., THUNUKKAI.	9	51	49	30	38	40	44	42	7	14	117	1079
THUNUKKAI G.T.M.S., THUNUKKAI	8	49	53	34	36	45	34	42	7	14	117	1079
OLUMADU TAMIL VIDYALAYA, MANKULAM.	17	43	50	35	41	41	34	41	9	17	131	1193
VANNIVILANKULAM G.T.M.S. MANKULAM.	16	43	57	24	30	44	37	39	10	18	146	1415
IYANKANKULAM G.T.M.S. PUTHTHUVEDDUVAN.	15	41	49	27	35	46	27	38	11	20	161	1524
NADDANKANDAL G.T.M.S., NADDANKANDAL.	12	36	48	29	36	42	36	38	11	20	161	1524
PERIYA PULIYANKULAM G.T.M. S., MANKULAM.	11	35	40	24	27	45	28	33	13	25	206	1992
KARIPPADDAMURIPPU G.T.M.S, MANKULAM.	9	34	45	22	30	30	24	31	14	29	220	2155
Total	169											

* School Candidates (1st attempt)

School Performance Indices – G.C.E. (O/L) Examination – 2021

(Schools with less than 20 candidates)

Province	NORTHERN
District	KILINOCHCHI
Edu. Zone	KILINOCHCHI SOUTH

School	No of Candidates*	Performance Indices of Subjects						School Performance Index	Rank of the School			
		Religion	First Language	English	Science	Mathematics	History		Edu. Zone	District	Province	Island
KARUKKAITIVU M.V., POONAKARY.	10	55	53	37	50	54	36	48	1	8	46	463
POONAKARY NALLUR M.V., POONAKARY.	6	53	52	34	43	55	50	48	1	8	46	463
IYANARPURAM G.T.M.SCHOOL VENNERIKULAM.	19	50	55	34	52	44	50	48	1	8	46	463
SKANTHAPURAM NO. 2 G.T.M.S., KILINOCHCHI.	19	53	48	45	46	46	45	47	4	11	51	547
KANAGAMBIKAIKULAM G.T.M.S., KILINOCHCHI.	18	48	48	41	37	53	48	46	5	13	58	625
KUMULAMUNAI G.T.M. SCHOOL, KILINOCHCHI.	19	46	56	42	40	48	45	46	5	13	58	625
VANNERIKULAM M.V., KILINOCHCHI.	11	51	49	30	52	52	41	46	5	13	58	625
VINASIYODAI G.T.M. SCHOOL, KILINOCHCHI	8	48	59	41	44	46	35	46	5	13	58	625
ST. ANTHONY'S R.C. VIDYALAYAM, PARANTHAN.	18	48	54	41	41	49	39	45	9	18	79	741
CHELLIYATIVU G.T.M. SCHOOL POONAKARY.	8	44	48	39	53	44	34	44	10	19	89	856
GNANIMADAM G.T.M.S. POONAKARY.	5	48	54	38	40	46	26	42	11	21	117	1079
NACHCHIKUDA G.M.M. SCHOOL , POONAKARI.	19	45	42	28	37	42	32	38	12	22	161	1524
VALAIPPADU R.C.T.M. SCHOOL POONAKARI.	19	41	41	36	32	35	32	36	13	23	178	1729
KARIYALAI NAGAPADUVAN NO. 2. GTM. SCH., PALLAVARAYANKADD1	14	39	38	20	24	28	24	29	14	24	232	2274
Total	193											

* School Candidates (1st attempt)

School Performance Indices – G.C.E. (O/L) Examination – 2021

(Schools with less than 20 candidates)

Province	NORTHERN
District	KILINCHCHI
Edu. Zone	KILINCHCHI NORTH

School	No of Candidates*	Performance Indices of Subjects						School Performance Index	Rank of the School			
		Religion	First Language	English	Science	Mathematics	History		Edu. Zone	District	Province	Island
PUNNAINEERAVI G.T.M.S. PARANTHAN.	17	64	64	59	59	74	72	65	1	1	3	10
KANDAWALAI M.V., KANDAWALAI.	12	68	58	53	58	55	59	59	2	2	6	41
IYAKKACHCHI G.T.M. SCHOOL, IYAKKACHCHI.	12	58	50	49	59	69	60	58	3	3	7	47
THARMAKERNY G.T.M. SCHOOL PALLAI	12	63	57	38	50	49	60	53	4	4	23	167
KALAVEDDITHIDAL NAGESWAR V., PARANTHAN.	4	60	63	43	48	73	18	51	5	5	30	261
KILALY R.C.T.M.S., ELUTHUMADDUVAL.	13	57	55	41	54	56	43	51	5	5	30	261
MASAR G.T.M.S., PALLAI.	15	55	54	40	53	59	41	50	7	7	36	315
KALLARU TAMIL VIDYALAYA PARANTHAN	8	35	56	45	48	49	49	47	8	11	51	547
PALLAI R.C.T.M.S. PALLAI.	14	50	51	39	40	46	50	46	9	13	58	625
VEMBADUKERNEY C.C.T.M.S., PALLAI.	13	49	48	38	40	45	42	44	10	19	89	856
KANNAGI AMMAN VIDYALAYA, KILINCHCHI	6	33	38	25	23	28	18	28	11	25	235	2307
Total	126											

* School Candidates (1st attempt)

EASTERN PROVINCE

School Performance Indices – G.C.E. (O/L) Examination – 2021

(Schools with less than 20 candidates)

Province	EASTERN
District	BATTICALOA
Edu. Zone	BATTICALOA

School	No of Candidates*	Performance Indices of Subjects						School Performance Index	Rank of the School			
		Religion	First Language	English	Science	Mathematics	History		Edu. Zone	District	Province	Island
ANAIPANTHY HINDU LADIES COLLEGE, BATTICALOA.	12	63	70	63	61	58	54	62	1	1	3	19
ST. THERESA'S G. VIDYALAYA, BATTICALOA.	14	54	55	64	39	57	46	53	2	7	20	167
THALAWAI WIGNESWARA VIDYALAYA, CHENKALADY.	16	53	54	48	62	58	44	53	2	7	20	167
PILLAIYARADY NALLAIYA VIDYALAYA, BATTICALOA	11	51	51	57	37	59	52	51	4	12	29	261
MAVILANGATHURAI VIGNESWARA VIDYALAYA ARAYAMPATHY	16	49	41	39	66	54	53	50	5	15	34	315
PALAMEENMADU VIGENSWARA V., BATTICALOA.	9	61	58	44	41	41	44	48	6	22	51	463
SRI MAMANGESWARA VIDYALAYA, BATTICALOA.	7	53	57	43	51	41	37	47	7	24	58	547
KOKKUVIL VIGNESWARA VIDYALAYA, BATTICALOA.	14	53	53	38	39	51	37	45	8	28	69	741
NAVALADY NAMAKAL VIDYALAYA, BATTICALOA.	12	48	45	39	37	46	47	44	9	31	79	856
MYLAMBAVELY VIPULANANDA V., THANNAMUNAI. E.P.	18	42	44	41	43	41	34	41	10	35	96	1193
PULIYADYMUNAI G.T.M.S. BATTICALOA.	8	53	53	35	26	33	41	40	11	37	100	1310
MANCHANTHODOWAI BHARATHI VIDYALAYA, BATTICALOA.	16	35	33	48	23	34	26	33	12	42	149	1992
PUTHUMUGATHUWARAM ST.IGNATIUS VIDYALAYA, BATTICALOA.	2	20	25	45	20	25	35	28	13	47	175	2307
Total	155											

* School Candidates (1st attempt)

School Performance Indices – G.C.E. (O/L) Examination – 2021

(Schools with less than 20 candidates)

Province | EASTERN
 District | BATTICALOA
 Edu. Zone | KALKUDAH

School	No of Candidates*	Performance Indices of Subjects						School Performance Index	Rank of the School			
		Religion	First Language	English	Science	Mathematics	History		Edu. Zone	District	Province	Island
THIKILIVEDDAI G.T.M. SCHOOL, MURAKKADDANCHENAI.	17	59	54	48	56	62	63	57	1	3	8	66
MURAVODAI SHAKTHI VIDYALAYA, VALACHCHENAI.	5	56	60	46	44	70	58	56	2	4	11	84
THIRUMAGAL VIDYALAYA. PANICHCHANKERNY.	13	39	48	48	85	49	48	53	3	7	20	167
KADDUMURIVUKKULAM G.T.M.S. KATHIRAVELI	9	38	54	53	58	67	41	52	4	11	26	207
VAMMIVADDAVAN KANISHTA VIDYALAYA, KATHIRAVELY.	19	52	54	43	53	49	49	50	5	15	34	315
MANKERNY R.C.T.M.S., MANKERNY.	18	35	29	24	46	38	23	33	6	42	149	1992
NASIVANTHIVU SHIVA VIDYALAYA, VALAICHENAI	18	29	37	26	29	31	32	31	7	45	160	2155
KK/MATHURANKERNYKULAM G.T.M.S, MANKERNY.	8	25	21	14	50	38	29	30	8	46	166	2212
PULIPAINTHAKAL G.T.M. SCHOOL KIRAN	2	25	25	20	30	20	25	24	9	48	182	2435
Total	109											

* School Candidates (1st attempt)

School Performance Indices – G.C.E. (O/L) Examination – 2021

(Schools with less than 20 candidates)

Province | EASTERN
 District | BATTICALOA
 Edu. Zone | PADDIRIPPU

School	No of Candidates*	Performance Indices of Subjects						School Performance Index	Rank of the School			
		Religion	First Language	English	Science	Mathematics	History		Edu. Zone	District	Province	Island
KALAIVANI MAHA VIDYALAYA, KURUKKALMADAM.	19	63	59	48	60	63	62	59	1	2	6	41
MAHILOORMUNAI SAKTHY VIDYALAYA, KALUWANCHIKUDY,	16	52	61	56	53	60	53	56	2	4	11	84
THUMBANKERNY KANNAKI VIDYALAYA THIKKODAI.	19	57	57	45	45	55	48	51	3	12	29	261
THETTATIVU SIVAKALAI VIDYALAYA, KALUWANCHIKUDY.	14	48	44	49	46	38	42	45	4	28	69	741
ANAIKADDIYAVELY NAMAGAL VIDYALAYA MANDUR.	13	47	42	27	35	41	63	43	5	32	84	984
KALUWANCHIKUDY SARASWATHY VIDYALAYA KALUWANCHIKUDY.	10	35	44	33	35	45	47	40	6	37	100	1310
VELLAVELY KALAIMAGAL M. VIDYALAYA, VELLAVELY.	17	41	39	32	26	48	49	39	7	40	108	1415
SINNAWATTI G.T.M.S. BAKKEYALLE,	14	43	36	26	31	33	49	36	8	41	124	1729
THIKKODAI GANESHA MAHA VIDYALAYA, PERIYA PORATIVU.	15	39	42	23	23	31	39	33	9	42	149	1992
Total	137											

* School Candidates (1st attempt)

School Performance Indices – G.C.E. (O/L) Examination – 2021

(Schools with less than 20 candidates)

Province	EASTERN
District	BATTICALOA
Edu. Zone	BATTICALOA CENTRAL

School	No of Candidates*	Performance Indices of Subjects						School Performance Index	Rank of the School			
		Religion	First Language	English	Science	Mathematics	History		Edu. Zone	District	Province	Island
OLLIKKULAM AL HAMRA VIDYALAYA, ARAYAMPATHY.	7	60	47	43	43	40	59	49	1	18	40	380
POONUCHCHI MUNAI IQRAH VIDYALAYA, BATTICALOA.	19	59	47	44	49	40	55	49	1	18	40	380
THAMARAIKERNY ZAHIR MOULANA VIDYALAYA, ERAVUR.	9	48	48	41	50	40	48	46	3	26	62	625
THIYAWATTAWAN ARAFA VIDYALAYA VAHANERY .	19	52	45	43	45	42	45	45	4	28	69	741
Total	54											

* School Candidates (1st attempt)

School Performance Indices – G.C.E. (O/L) Examination – 2021

(Schools with less than 20 candidates)

Province	EASTERN
District	BATTICALOA
Edu. Zone	BATTICALOA WEST

School	No of Candidates*	Performance Indices of Subjects						School Performance Index	Rank of the School			
		Religion	First Language	English	Science	Mathematics	History		Edu. Zone	District	Province	Island
KATCHENAI G.T.M. SCHOOL, KURUKKALMADAM.	10	56	56	51	47	68	43	54	1	6	18	134
IRUDDUCHOLAIMADU VISHNU VIDYALAYA. KANNANKUDAH.	17	51	50	47	48	64	56	53	2	7	20	167
AYITHIYAMALAI G.T.M.S. AYITHIYAMALAI/	12	54	46	52	39	58	56	51	3	12	29	261
PANDARIYAVELY NAMAKAL VIDYALAYA, KOKKADDICHOLAI.	18	52	45	37	47	54	65	50	4	15	34	315
PANCHANAIPARI VIDYALAYA, UNNICHCHAI.	12	51	60	41	41	51	50	49	5	18	40	380
THANDIYADI G.T.M. SCHOOL BATTICALOA	12	51	50	46	48	48	48	49	5	18	40	380
MAVADI MUNMARI G,T,M. SCHOOL, KOKKADICHOLAI.	7	40	47	41	54	53	50	48	7	22	51	463
KADUKKAMUNAI VANI VIDYALAYA, KOKKADDICHOLAI.	18	59	45	34	50	41	50	47	8	24	58	547
KAYANKUDAH KANNAKI VIDYALAYA. PANKUDAVELY.	14	51	56	39	44	42	45	46	9	26	62	625
KOLLANULLAI VIVEKANANDA VIDYALAYAM KOKKODDICHOLAI.	9	59	51	27	32	44	46	43	10	32	84	984
NATPATHU VADDAI VIPULANANTHA VIDYALAYA. KOKKADDICHOLAI.	10	46	39	51	28	44	49	43	10	32	84	984
PANKUDAVELI R.C.T.M. SCHOOL PANKUDAVELI.	10	39	46	36	48	39	40	41	12	35	96	1193
PERIYAPULLUMALAI R.C.T.M.S. PERIYAPULLUMALAI.	8	38	40	34	45	48	33	40	13	37	100	1310
Total	157											

* School Candidates (1st attempt)

School Performance Indices – G.C.E. (O/L) Examination – 2021

(Schools with less than 20 candidates)

Province	EASTERN
District	AMPARA
Edu. Zone	AMPARA

School	No of Candidates*	Performance Indices of Subjects						School Performance Index	Rank of the School			
		Religion	First Language	English	Science	Mathematics	History		Edu. Zone	District	Province	Island
DEMATAMALPELESSA VIDYALAYA, UHANA.	18	58	56	51	64	60	57	58	1	5	7	47
RAJAGAMA V., WEERAGODA.	8	58	56	49	53	53	61	55	2	7	13	109
SIYAMBALAWEWA VIDYALAYA, SIYAMBALAWEWA.	15	55	48	41	50	53	53	50	3	15	34	315
UDAYAGIRIYA VIDYALAYA, UHANA.	19	47	43	45	48	55	60	50	3	15	34	315
UDAYAPURA VIDYALAYA, WEERAGODA.	16	46	49	41	49	58	54	50	3	15	34	315
DAMANA MAHA VIDYALAYA, AMPARA.	17	58	51	46	42	41	54	49	6	18	40	380
MAYADUNNA VIDYALAYA, GONAGOLLA.	17	49	47	42	52	55	51	49	6	18	40	380
KEENAWATTA VIDYALAYA, HINGURANA.	13	45	55	41	41	42	61	48	8	23	51	463
KUMARIGAMA MAHA VIDYALAYA, UHANA.	16	42	45	43	46	54	53	47	9	25	58	547
SUHADAGAMA VIDYALAYA, WEERAGODA.	13	48	52	35	45	49	43	45	10	29	69	741
WADINAGALA VIDYALAYA, WADINAGALA.	8	44	44	40	41	56	44	45	10	29	69	741
WAWINNA VIDYALAYA, AMPARA.	16	43	42	40	59	48	38	45	10	29	69	741
GALAPITAGALA MAHA VIDYALAYA, GALAPITAGALA.	13	40	44	38	42	42	50	43	13	36	84	984
BANDARADUWA VIDYALAYA, GONAGOLLA.	18	41	41	41	41	48	39	42	14	39	91	1079
NEETTA VIDYALAYA, AMPARA.	5	40	44	36	46	38	48	42	14	39	91	1079
UHANA TISSAPURA VIDYALAYA, UHANA.	13	45	36	38	40	46	47	42	14	39	91	1079
NAWAGIRIYAWA VIDYALAYA, GONAGOLLA.	15	39	38	34	38	41	37	38	17	48	115	1524
WEERAGODA VIDYALAYA, DADAYAMTHALAWA.	10	36	31	25	52	49	35	38	17	48	115	1524
NAMALOYA V., AMPARA.	14	36	35	33	36	38	44	37	19	51	121	1626
SINHAPURA SINHALA V., ULLA POTHUVIL.	8	36	35	36	36	35	36	36	20	52	124	1729
ABAYAPURA VIDYALAYA, AMPARA.	7	36	36	27	33	44	40	36	20	52	124	1729
DIWLANA VIDYALAYA, RAJAGALATENNA.	7	37	37	39	34	30	36	36	20	52	124	1729
GONAGALA VIDYALAYA, AMPARA.	11	35	35	31	38	35	42	36	20	52	124	1729
THIMBIRIGOLLA VIDYALAYA, MADAWALALANDA.	12	34	36	23	42	43	35	36	20	52	124	1729

School Performance Indices – G.C.E. (O/L) Examination – 2021

(Schools with less than 20 candidates)

Province | EASTERN
District | AMPARA
Edu. Zone | AMPARA

School	No of Candidates*	Performance Indices of Subjects						School Performance Index	Rank of the School			
		Religion	First Language	English	Science	Mathematics	History		Edu. Zone	District	Province	Island
BAKMITIYAWA VIDYALAYA, AMPARA.	6	37	33	28	35	33	43	35	25	59	135	1822
KIULEGAMA MAHA VIDYALAYA, AMPARA.	13	36	30	24	36	44	39	35	25	59	135	1822
PANNALGAMA MAHA VIDYALAYA, AMPARA.	15	30	36	27	41	33	35	34	27	64	144	1912
KARANGAWA VIDYALAYA, AMPARA.	13	31	31	28	31	42	34	33	28	68	149	1992
MUWANGALA M.V., AMPARA.	11	36	37	25	31	35	35	33	28	68	149	1992
KAHATAGASYAYA VIDYALAYA, AMPARA.	4	25	33	15	40	30	40	31	30	72	160	2155
KALMUNAI SINHALA M.M.V., KALMUNAI.	1	20	30	30	50	30	20	30	31	76	166	2212
SRI DAMMARATHANA SINHALA V., AKKARAIPATTU.	4	25	28	38	28	33	30	30	31	76	166	2212
KOTAWEHERA VIDYALAYA, PARAGAHAKELE.	11	28	25	25	26	40	25	28	33	78	175	2307
POTHUVIL SINHALA V., POTHUVIL.	4	13	23	33	43	23	25	27	34	79	177	2345
Total	391											

* School Candidates (1st attempt)

School Performance Indices – G.C.E. (O/L) Examination – 2021

(Schools with less than 20 candidates)

Province	EASTERN
District	AMPARA
Edu. Zone	KALMUNAI

School	No of Candidates*	Performance Indices of Subjects						School Performance Index	Rank of the School			
		Religion	First Language	English	Science	Mathematics	History		Edu. Zone	District	Province	Island
ISLAMBAD MUSLIM V., KALMUNAI.	16	50	46	50	51	56	56	52	1	13	26	207
SIVASAKTHI MAHA VIDYALAYA, NATPIDDIMUNAI.	19	49	50	41	52	46	47	48	2	23	51	463
NINTAVUR ARAFA VIDYALAYA, NINTAVUR.	15	57	51	45	44	35	44	46	3	26	62	625
LAAFIR VIDYALAYAM, KALMUNAI,	16	46	45	40	48	43	49	45	4	29	69	741
ADDAPALAM SAHITHA V., NINTAVUR.	7	40	37	46	24	30	33	35	5	59	135	1822
Total	73											

* School Candidates (1st attempt)

School Performance Indices – G.C.E. (O/L) Examination – 2021

(Schools with less than 20 candidates)

Province	EASTERN
District	AMPARA
Edu. Zone	SAMMANTHURAI

School	No of Candidates*	Performance Indices of Subjects						School Performance Index	Rank of the School			
		Religion	First Language	English	Science	Mathematics	History		Edu. Zone	District	Province	Island
SRI KORAKKAR TAMIL VIDYALAYA SAMMANTHURAI.	10	70	56	56	63	62	71	63	1	1	1	13
VEERACHOLAI G.T.M.S. SAMMANTHURAI.	1	60	80	50	50	70	70	63	1	1	1	13
VEPPAYADI KALAIMAGAL VIDYALAYA, KALMUNAI, AS-SHAFA VIDYALAYA VARIPATHANCHENAI.	15	63	62	56	63	68	62	62	3	3	3	19
VEPPADITHODDAM VANI MAHA VIDYALAYA, CENTRAL CAMP .	9	58	50	66	54	58	41	55	4	7	13	109
CENTRAL CAMP G.M.M. SCHOOL, KALMUNAI.	11	42	45	35	30	40	45	40	5	43	100	1310
ILUKKUCHENAI G.M.M. SCHOOL, IRAKKAMAM.	17	38	45	36	36	38	39	39	6	44	108	1415
Total	4	28	38	33	33	35	38	34	7	64	144	1912
	67											

* School Candidates (1st attempt)

School Performance Indices – G.C.E. (O/L) Examination – 2021

(Schools with less than 20 candidates)

Province	EASTERN
District	AMPARA
Edu. Zone	MAHAOYA

School	No of Candidates*	Performance Indices of Subjects						School Performance Index	Rank of the School			
		Religion	First Language	English	Science	Mathematics	History		Edu. Zone	District	Province	Island
BENDIREKKA VIDYALAYA, MAHA OYA.	17	51	52	59	49	66	52	55	1	7	13	109
KEHELULLA M.V., PADIYATALAWA.	10	52	53	50	62	45	54	53	2	11	20	167
HARASGALA VIDYALAYA, MAHAOYA.	8	45	43	44	50	56	54	49	3	18	40	380
TEMPITIYA MAHA VIDYALAYA, MAHAOYA.	8	44	44	38	53	44	54	46	4	26	62	625
MIRISWATTA M.V., PADIYATALAWA.	19	46	43	30	48	51	44	44	5	34	79	856
NUWARAGALATENNA V., AMPARA.	12	45	42	48	37	56	38	44	5	34	79	856
MARANGALA VIDYALAYA, PADIYATALAWA.	13	40	41	38	44	45	52	43	7	36	84	984
KUDAHARASGALA VIDYALAYA, MAHAOYA.	19	32	45	33	42	42	38	39	8	44	108	1415
UNUWATURA BUBULA VIDYALAYA, MAHA OYA.	15	43	45	35	38	33	41	39	8	44	108	1415
DAMBADENIYA VIDYALAYA MAHAOYA.	5	40	38	26	40	40	34	36	10	52	124	1729
IDDAPOLA VIDYALAYA, MAHAOYA.	18	35	35	33	36	39	35	36	10	52	124	1729
WARAPITIYA VIDYALAYA,, MAHAOYA.	7	34	37	29	29	27	27	31	12	72	160	2155
Total	151											

* School Candidates (1st attempt)

School Performance Indices – G.C.E. (O/L) Examination – 2021

(Schools with less than 20 candidates)

Province	EASTERN
District	AMPARA
Edu. Zone	DEHIATTAKANDIYA

School	No of Candidates*	Performance Indices of Subjects						School Performance Index	Rank of the School			
		Religion	First Language	English	Science	Mathematics	History		Edu. Zone	District	Province	Island
KUDAGAMA VIDYALAYA NAWAMEDAGAMA.	19	53	57	40	64	64	62	57	1	6	8	66
MUWAPATIGEWELA MAHA VIDYALAYA, DEHIATHTHAKANDIYA.	10	55	60	42	64	52	59	55	2	7	13	109
KELEGAMA VIDYALAYA, NAWAMEDAGAMA.	7	51	49	39	59	54	54	51	3	14	29	261
KUDAGALA MAHA VIDYALAYA, DEHIATTAKANDIYA.	18	49	54	38	64	40	50	49	4	18	40	380
WEBADAGAMA VIDYALAYA, DHAMANEWELA.	15	47	45	44	54	51	52	49	4	18	40	380
MURUTHAGASPITIYA M. VIDYALAYA. DEHIATTAKANDIYA.	7	40	35	30	54	54	55	45	6	29	69	741
BAMBARAWANA MAHA VIDYALAYA, DEHIATTAKANDIYA.	12	38	43	33	48	46	49	43	7	36	84	984
PARANAGAMA VIDYALAYA, NAWAMEDAGAMA.	12	39	42	27	43	41	51	41	8	42	96	1193
BIHIRI SOROWWA M.V., DEHIATTAKANDIYA.	11	39	40	33	44	40	39	39	9	44	108	1415
WEWAGAMA VIDYALAYA, NAWAMEDAGAMA.	12	41	39	33	34	33	47	38	10	48	115	1524
HUNGAMALAGAMA VIDYALAYA, DEHIATTAKANDIYA.	9	31	33	32	34	44	37	35	11	59	135	1822
IHALAGAMA MAHA VIDYALAYA, NAWAMEDAGAMA.	6	28	28	32	47	38	37	35	11	59	135	1822
SALPITIGAMA VIDYALAYA, DAMANEWELA.	9	37	33	26	37	36	36	34	13	64	144	1912
SADDHARMARAMA MAHA PIRIVENA DEHIATTAKANDIYA	6	37	28	38	30	40	28	34	13	64	144	1912
HENANIGALA SOUTH VIDYALAYA, NAWA MEDAGAMA.	17	44	39	23	29	28	33	33	15	68	149	1992
HENANIGALA NORTH MAHA VIDYALAYA, NAWA MEDAGAMA.	4	30	28	28	43	30	35	32	16	71	158	2079
Total	174											

School Performance Indices – G.C.E. (O/L) Examination – 2021

(Schools with less than 20 candidates)

Province	EASTERN
District	AMPARA
Edu. Zone	AKKARAIPATTU

School	No of Candidates*	Performance Indices of Subjects						School Performance Index	Rank of the School			
		Religion	First Language	English	Science	Mathematics	History		Edu. Zone	District	Province	Island
ZAHRA VIDYALAYA ADDALAICHENAI	18	64	61	59	64	56	58	60	1	4	5	28
KARADIKULAM RAHUMANIYA VIDYALAYA, ADDALACHCHENAI.	14	41	37	34	21	27	28	31	2	72	160	2155
Total	32											

* School Candidates (1st attempt)

School Performance Indices – G.C.E. (O/L) Examination – 2021

(Schools with less than 20 candidates)

Province	EASTERN
District	AMPARA
Edu. Zone	THIRUKKOVIL

School	No of Candidates*	Performance Indices of Subjects						School Performance Index	Rank of the School			
		Religion	First Language	English	Science	Mathematics	History		Edu. Zone	District	Province	Island
URANI SARASWATHI VIDYALAYA POTUVIL.	16	53	52	44	58	57	56	53	1	11	20	167
THAMPADDAI MAHA VIDYALAYA THAMBILUVIL (E P)	17	45	56	46	44	48	37	46	2	26	62	625
ST. XAVIER VIDYALAYA AKKARAIATTU.	16	41	37	18	29	34	26	31	3	72	160	2155
PANAMA G.T.M.S. PANAMA.	3	20	20	23	13	23	20	20	4	80	187	2486
Total	52											

* School Candidates (1st attempt)

School Performance Indices – G.C.E. (O/L) Examination – 2021

(Schools with less than 20 candidates)

Province	EASTERN
District	TRINCOMALEE
Edu. Zone	TRINCOMALEE

School	No of Candidates*	Performance Indices of Subjects						School Performance Index	Rank of the School			
		Religion	First Language	English	Science	Mathematics	History		Edu. Zone	District	Province	Island
JINNAPURAM G.M.M.S. PULMODDAI 04.	14	61	54	56	54	45	69	57	1	1	8	66
MIHINDUPURA VIDYALAYA, TRINCOMALEE.	17	48	52	52	53	41	50	49	2	6	40	380
VIVEKANANDA M.V., KUCHCHAVELI	8	44	51	46	38	48	39	44	3	16	79	856
THIRYAI TAMIL MAHA VIDYALAYA, THIRYAI.	16	47	46	33	52	39	38	43	4	18	84	984
MULLIPOTHANAI VIGNESWARA VIDYALAYA, MULLIPOTHANAI.	13	43	44	32	50	44	41	42	5	19	91	1079
BHARATHI TAMIL VIDYALAYA, TRINCOMALEE.	10	38	50	40	35	38	41	40	6	22	100	1310
KANNIYA RAVANESWARAN TAMIL VID., TRINCOMALEE.	9	36	40	49	33	42	32	39	7	26	108	1415
THIRUKONESWARA VIDYALAM NILAVELY.	8	36	40	30	33	36	39	36	8	33	124	1729
MOHAMMADIYA VIDYALAYA, NEELAVELI.	12	38	33	37	32	36	33	35	9	36	135	1822
CHINA BAY TAMIL VIDYALAYA, CHINABAY.	12	35	42	41	28	31	28	34	10	40	144	1912
SARASWATHY VIDYALAYA CHINA BAY.	15	32	43	27	26	44	23	33	11	41	149	1992
AL MINHAI M.V., TRINCOMALEE.	7	34	37	39	26	29	23	31	12	45	160	2155
ERAKKANDI SINHALA VIDYALAYA, NILAVELI.	4	28	33	38	18	28	33	30	13	46	166	2212
SRI KONALINGA MAHA VIDYALAYA, TRINCOMALEE.	14	31	31	24	25	26	37	29	14	47	170	2274
NAMAGAL TAMIL VIDYALAYA, TRINCOMALEE.	7	26	27	27	23	40	17	27	15	52	177	2345
PUNITHA VALANAR T.VIDYALAYA, TRINCOMALEE.	4	20	25	33	38	30	18	27	15	52	177	2345
PUDAVAIKADDU GOVT . MISLIM VIDYALAYA. THIRYAI.	10	27	28	20	20	31	25	25	17	55	181	2414
DHARMARAJA VIDYALAYA, CHINA BAY.	7	23	21	21	20	19	20	21	18	59	186	2479
Total	187											

School Performance Indices – G.C.E. (O/L) Examination – 2021

(Schools with less than 20 candidates)

Province | EASTERN
District | TRINCOMALEE
Edu. Zone | MUTTUR

School	No of Candidates*	Performance Indices of Subjects						School Performance Index	Rank of the School			
		Religion	First Language	English	Science	Mathematics	History		Edu. Zone	District	Province	Island
SECRET HEART VIDYALAYA, MUTHUR.	9	58	48	52	56	67	46	55	1	2	13	109
LINGAPURAM SARASWATHY V., KILIVEDDY.	11	45	46	45	59	70	49	52	2	4	26	207
ST. ANTHONY'S MAHA VIDYALAYA, MUTUR.	13	55	52	41	51	53	55	51	3	5	29	261
MU/AL- THAHJ MAHA VIDYALAYA, THOPPUR.	7	57	49	49	44	44	46	48	4	8	51	463
KANGUVELY AHATHIYAR V., KILIVEDDY.	7	54	47	31	43	41	61	46	5	12	62	625
MU/AL-FALAH VIDYALAYA, KILIVEDDY.	13	45	46	32	39	33	54	42	6	19	91	1079
SINHALA MAHA VIDYALAYA MUTUR.	8	34	36	54	43	40	40	41	7	21	96	1193
BARATHY V., KILIVEDDY.	13	42	34	32	44	35	51	40	8	22	100	1310
M/THUWARAKA VIDYALAYAM, MAVADICHCHENAI.	13	42	42	39	40	38	40	40	8	22	100	1310
KALLADI SRI MALAINEELI AMMAN VIDYALAYA. MAWADICHCHENI.	12	40	43	20	38	45	43	38	10	28	115	1524
AYISHA VIDYALAYA MUTTUR 01.	13	46	40	33	36	32	37	37	11	31	121	1626
MAWADICHCHENAI G.T.M. SCHOOL, MUTUR.	17	40	39	26	29	31	32	33	12	41	149	1992
PAMAHAL TAMIL VIDYALUM, MUTTUR.	8	33	34	26	22	31	30	29	13	47	170	2274
Total	144											

* School Candidates (1st attempt)

School Performance Indices – G.C.E. (O/L) Examination – 2021

(Schools with less than 20 candidates)

Province	EASTERN
District	TRINCOMALEE
Edu. Zone	KANTHALE

School	No of Candidates*	Performance Indices of Subjects						School Performance Index	Rank of the School			
		Religion	First Language	English	Science	Mathematics	History		Edu. Zone	District	Province	Island
PERARU PARAMESHWARA MAHA VIDYALAYA, KANTALE.	19	49	54	45	48	46	46	48	1	8	51	463
NEELAPOLA VIDYALAYA, DEHIWATTA.	11	51	50	32	46	45	48	45	2	14	69	741
PERAMADUWA VIDYALAYA, AGBOPURA.	13	41	40	52	52	45	42	45	2	14	69	741
SEEWALI VIDYALAYA, KANTALE.	19	38	39	33	36	39	41	38	4	28	115	1524
SOMADEVI VIDYALAYA, SOMAPURA.	18	39	37	46	39	34	32	38	4	28	115	1524
DEHIWATTA MAHA VIDYALAYA, DEHIWATTA.	10	30	34	41	48	31	32	36	6	33	124	1729
PERATHUWELE MUSLIM M.V., KANTALE.	15	41	39	36	33	34	33	36	6	33	124	1729
GALMETIYAWA VIDYALAYA, KANTALE.	13	30	36	32	32	33	31	32	8	44	158	2079
MAHAWELIPURA VIDYALAYA, SERUWILA.	19	31	34	24	31	25	29	29	9	47	170	2274
SALIYAPURA VIDYALAYA, MOLLIPOTHANA.	5	32	36	24	28	28	28	29	9	47	170	2274
Total	142											

* School Candidates (1st attempt)

School Performance Indices – G.C.E. (O/L) Examination – 2021

(Schools with less than 20 candidates)

Province | EASTERN
 District | TRINCOMALEE
 Edu. Zone | KINNIYA

School	No of Candidates*	Performance Indices of Subjects						School Performance Index	Rank of the School			
		Religion	First Language	English	Science	Mathematics	History		Edu. Zone	District	Province	Island
PERIYA KINNIYA BOY'S SCHOOL KINNIYA	15	56	45	39	47	47	44	46	1	12	62	625
ABDUL MAJEED VIDYALAYA KINNIYA.	18	53	44	37	42	44	45	44	2	16	79	856
NADU UTHU AL AHLA V., KINNIYA.	14	49	42	22	49	38	36	39	3	26	108	1415
Total	47											

* School Candidates (1st attempt)

School Performance Indices – G.C.E. (O/L) Examination – 2021

(Schools with less than 20 candidates)

Province	EASTERN
District	TRINCOMALEE
Edu. Zone	TRINCOMALEE NORTH

School	No of Candidates*	Performance Indices of Subjects						School Performance Index	Rank of the School			
		Religion	First Language	English	Science	Mathematics	History		Edu. Zone	District	Province	Island
ETHABENDIWEWA VIDYALAYA, ROTAWEWA.	13	58	53	42	63	52	57	54	1	3	18	134
PADAVI YAYA 78 VIDYALAYA, PADAVI SRIPURA.	14	51	47	44	46	49	56	49	2	6	40	380
NAMALWATHTHA VIDYALAYA, PANGULAM.	1	50	40	60	40	40	60	48	3	8	51	463
PADAVI YAYA 13 VIDYALAYA, PADAVI SRI TISSAPUR	14	44	50	42	49	44	51	47	4	11	58	547
PADAVI TRACK 10 SCHOOL, PADAVI SRI TISSAPUR	9	33	36	32	56	38	43	40	5	22	100	1310
ROTAWEWA MUSLIM VIDYALAYA, TRINCOMALI.	13	32	38	52	25	30	44	37	6	31	121	1626
KALYANAPURA VIDYALAYA, GOMARANKADAWALA.	7	29	34	33	43	33	37	35	7	36	135	1822
NOCHCHIKULAM G.T.M. SCHOOL MAHADIVULWEWA,	3	27	33	63	23	23	43	35	7	36	135	1822
RATHANAJOTHI MAHA PIRIVENA, GOMARANKADAWALA.	12	36	33	21	50	29	38	35	7	36	135	1822
PAMBURUGASWEWA V., GOMARANKADAWALA.	3	37	33	20	27	37	43	33	10	41	149	1992
SINHAPURA VIDYAWARDANA V., PANKULAM.	9	29	29	18	33	27	38	29	11	47	170	2274
KIVLEKADA VIDYALAYA, TRINCOMALEE.	15	23	33	23	27	24	34	27	12	52	177	2345
KANIJAWELI SINHALA VIDYALAYA, PULMUDA.	5	20	26	24	28	20	22	23	13	56	183	2451
MORAWEWA SOUTH SINHALA VIDYALAYA, PANKULAMA.	2	10	25	15	30	20	30	22	14	57	184	2462
AWAINAGAR G.T.M.S. TRINCOMALEE.	3	17	17	53	13	13	20	22	14	57	184	2462
MORAWEWA NORTHSINHALA VIDYALAYA TRINCO/PANKULAMA.	1	20	10	10	20	10	10	13	16	60	188	2515
Total	124											

* School Candidates (1st attempt)

NORTH WESTERN PROVINCE

School Performance Indices – G.C.E. (O/L) Examination – 2021

(Schools with less than 20 candidates)

Province | NORTH WESTERN
District | KURUNEGALA
Edu. Zone | KURUNEGALA

School	No of Candidates*	Performance Indices of Subjects						School Performance Index	Rank of the School			
		Religion	First Language	English	Science	Mathematics	History		Edu. Zone	District	Province	Island
AT THARIQUE MUSLIM MAHA VIDYALAYA, THORAYAYA.	11	55	55	65	48	46	55	54	1	14	18	134
THALVITA VIDYALAYA, THALVITA.	11	60	55	52	45	55	57	54	1	14	18	134
KOSGOLLA KANISHTA VIDYALAYA, KOSGOLLA.	9	52	59	51	50	58	49	53	3	22	30	167
KETAWALA KANISHTA VIDYALAYA, INGURUWATTA.	17	47	54	53	55	51	44	51	4	36	47	261
SRI PIYARATHANA MHA VIDYALAYA, UHUMEEYA.	13	50	51	52	46	50	48	50	5	43	56	315
EERIMINNA K.V., KAHAPATHWALA.	6	50	55	38	43	48	53	48	6	59	77	463
KADURUGAHAMADITTA SRI SUMANASARA VIDYALAYA, UHUMEEYA.	6	53	48	45	43	45	47	47	7	64	84	547
HENGAWA KANISHTA VIDYALAYA, THORAYAYA.	3	43	50	47	47	43	40	45	8	79	104	741
NAKALAGAMUWA AMINA MUSLIM VIDYALAYA, KOHILAGEDARA.	7	49	46	47	39	43	44	45	8	79	104	741
WAYAMBA VISHWALOKA VIDYALAYA, KURUNEGALA.	3	43	43	43	37	40	50	43	10	93	127	984
KATUPITIYA VIDYALAYA, INDULGODAKANDA.	5	54	44	42	36	40	38	42	11	101	141	1079
PORAPOLA VIDYALAYA THALWITA.	11	45	48	36	35	38	41	41	12	119	164	1193
SANDAGALA SPECIAL SCHOOL UHUMEEYA.	7	29	27	56	49	47	31	40	13	125	171	1310
WAYAMBA SWARNA PRADEEPA VIDYALAYA, KURUNEGALA.	18	36	44	39	42	39	39	40	13	125	171	1310
ALAKOLADENIYA BUDDHA VIDYALAYA, KURUNEGALA.	16	41	39	40	39	33	40	39	15	134	182	1415
SRI MEDHANKARA VIDYALAYA, KURUNEGALA.	6	42	33	30	40	43	43	39	15	134	182	1415
C.C. TAMIL V., POLGAHAWELA.	9	38	44	46	30	31	31	37	17	150	206	1626
DENAGAMUWA MAHA VIDYALAYA, POLGAHAWELA.	15	45	33	27	43	43	31	37	17	150	206	1626
KUMBALOLUWA KANISHTA VIDYALAYA, POLGAHAWELA.	15	35	36	43	43	36	31	37	17	150	206	1626
KAHAPATHWALA VIDYALAYA, KAHAPATHWALA.	16	35	36	31	35	36	36	35	20	164	229	1822
KALUDELIYA KANISHTA VIDYALAYA, LOKAHETTIYA.	9	34	34	36	36	34	37	35	20	164	229	1822
MEDDEGAMA VIDYALAYA, WELLAWA.	5	34	44	34	26	40	30	35	20	164	229	1822
ALAKOLADENIYA KANISHTA VIDYALAYA, KURUNEGALA.	9	31	32	27	40	33	34	33	23	177	250	1992
EPAKANDA BUWANEKABA KANISHTA VIDYALAYA, POLGAHAWELA.	10	37	32	35	31	30	35	33	23	177	250	1992

School Performance Indices – G.C.E. (O/L) Examination – 2021

(Schools with less than 20 candidates)

Province	NORTH WESTERN
District	KURUNEGALA
Edu. Zone	KURUNEGALA

School	No of Candidates*	Performance Indices of Subjects						School Performance Index	Rank of the School			
		Religion	First Language	English	Science	Mathematics	History		Edu. Zone	District	Province	Island
VIDYALOKA VIDYALAYA, UHUMEEYA.	14	31	31	39	33	34	29	33	23	177	250	1992
UDAPOLA SRI SUMANGALA MAHA VIDYALAYA, POLGAHAWELA.	14	34	34	32	36	29	34	33	23	177	250	1992
ASWEDDUMA KANISHTA VIDYALAYA, KURUNEGALA.	10	30	29	39	38	25	33	32	27	187	264	2079
POTHUHERA MUSLIM VIDYALAYA, POTHUHERA.	3	30	37	33	33	33	27	32	27	187	264	2079
WEHERABENDA MUSLIM VIDYALAYA, DORATIYAWA.	12	36	33	39	21	38	24	32	27	187	264	2079
VISUDDHAYANA VIDYAYATHANA PIRIVENA, KURUNEGALA.	6	32	28	28	38	28	35	32	27	187	264	2079
NOTINHILL TAMIL VIDYALAYA, KAHAPATWALA.	1	20	20	30	20	40	30	27	31	203	294	2345
HINDU TAMIL MAHA VIDYALAYA, KURUNEGALA.	8	29	26	30	18	25	29	26	32	208	300	2386
WAYAMBA DHARMARAJA VIDYALAYA WEERAMBUGEDARA.	7	24	29	24	19	21	20	23	33	213	307	2451
Total	312											

* School Candidates (1st attempt)

School Performance Indices – G.C.E. (O/L) Examination – 2021

(Schools with less than 20 candidates)

Province | NORTH WESTERN
District | KURUNEGALA
Edu. Zone | KULIYAPITIYA

School	No of Candidates*	Performance Indices of Subjects						School Performance Index	Rank of the School			
		Religion	First Language	English	Science	Mathematics	History		Edu. Zone	District	Province	Island
WILBAGEDARA VIDYALAYA, BANDARA KOSWATTA.	18	67	61	64	64	61	63	63	1	2	3	13
KATUMULUWA K.V., KANATTEWEWA.	10	62	58	60	64	62	59	61	2	3	4	22
KOTAMBAPITIYA MUSLIM M. M. VIDYALAYA., HETTIPOLA.	13	55	58	55	61	55	65	58	3	5	7	47
KOSDENIYA M.V., KOSDENIYA.	13	47	47	54	60	68	52	55	4	12	16	109
MAHIMPITIYA MAHA VIDYALAYA, KULIYAPITIYA.	10	52	54	58	58	46	55	54	5	14	18	134
POOWELLA MUSLIM VIDYALAYA, WEERAPOKUNA.	8	63	58	53	53	45	50	54	5	14	18	134
THORAKOTUWA MUSLIM K.V., ANUKKANE.	10	61	55	47	55	50	58	54	5	14	18	134
HINDAGAHAWEWA KANISHTA V., BANDARAKOSWATTA.	11	54	53	55	64	45	49	53	8	22	30	167
YAGAMWELA MUSLIM V., DUMMALASOORIYA.	19	54	53	50	51	44	58	52	9	27	37	207
YAYAWATTA MUSLIM K.V. KIRINDAWA.	8	58	58	49	46	49	54	52	9	27	37	207
IHALAMOLAEIPITIYA GOVT. KANISHTA VIDYALAYA, TISSOGAMA.	17	54	51	32	55	57	57	51	11	36	47	261
KADAWALAGEDARA M.V., TUTTIRIPITIGAMA.	16	58	47	39	46	48	49	48	12	59	77	463
IHALA HORAGASAGARA M.V., HIRUWALPOLA.	19	48	51	41	48	44	48	47	13	64	84	547
THALAHITIMULLA KANISHTA V., THALAHITIMULLA.	12	53	48	43	48	43	46	47	13	64	84	547
EPALADENIYA MAHA VIDYALAYA, IHALAGOMUGOMUWA.	11	50	43	50	45	41	45	46	15	72	96	625
URAPOTTA KANISHTA VIDYALAYA, BINGIRIYA.	9	52	41	39	46	51	44	46	15	72	96	625
SRI SADDHANANDA KANISHTA VIDYALAYA, BINGIRIYA.	17	48	51	46	42	42	41	45	17	79	104	741
WADUMUNNA K.V., KURATIHENA.	18	43	45	38	44	43	49	44	18	87	115	856
WAHUMUWA VIDYALAYA, KIRINDAWA.	6	45	48	42	42	50	35	44	18	87	115	856
SRI DHAMMARATHANA K. VIDYALAYA WEWAGAMA.	6	47	43	35	50	43	37	43	20	93	127	984
WEERAKODIYANA M.V., WEERAKODIYANA.	19	48	39	40	38	45	49	43	20	93	127	984
YAKARAWATTA MAHA VIDYALAYA, KITHALAWA.	5	50	48	42	40	40	36	43	20	93	127	984
ANUKKANE MAHA VIDYALAYA, ANUKKANE.	15	49	39	40	38	39	45	42	23	101	141	1079
GALPOLA KANISHTA VIDYALAYA, ILUKHENA.	14	47	47	39	37	39	43	42	23	101	141	1079

School Performance Indices – G.C.E. (O/L) Examination – 2021

(Schools with less than 20 candidates)

Province	NORTH WESTERN
District	KURUNEGALA
Edu. Zone	KULIYAPITIYA

School	No of Candidates*	Performance Indices of Subjects						School Performance Index	Rank of the School			
		Religion	First Language	English	Science	Mathematics	History		Edu. Zone	District	Province	Island
AL-HUMAIRA MAHA VIDYALAYA, WEWAGAMA.	5	38	38	38	46	44	36	40	25	125	171	1310
RAMBAWEWA K.V., SUNANDAPURA.	7	46	37	37	46	39	34	40	25	125	171	1310
KULIYAPITIYA MUSLIM VIDYALAYA, KULIYAPITIYA.	9	36	34	44	34	40	43	39	27	134	182	1415
SADDAWIMALA KANISHTA VIDYALAYA, ANUKKANE.	11	34	34	35	35	43	40	37	28	150	206	1626
BODHIMULLA KANISHTA VIDYALAYA, ANUKKANE.	11	27	36	39	33	34	44	36	29	157	217	1729
VILATHTHAWA KANISHTA VIDYALAYA, BINGIRIYA.	13	36	38	33	30	41	38	36	29	157	217	1729
BANDARA DAMPITIYA KANISHTA VIDYALAYA., RATHMALE.	7	39	34	23	36	36	43	35	31	164	229	1822
KAMBURAPOLA MODEL KANISHTA VIDYALAYA, MUNAMALDENIYA.	15	36	39	36	34	34	33	35	31	164	229	1822
MADULLA M.V., SUNANDAPURA.	7	41	37	30	36	31	34	35	31	164	229	1822
SIRISUMANA K.V., KOORATIHENA.	11	33	25	32	40	30	30	32	34	187	264	2079
GAHALAGASWELA MAHA VIDYALAYA, DUMMALASOORIYA.	9	29	33	31	34	27	28	30	35	199	285	2212
PAHALA DIYADOARA K.V., WEWAGAMA.	5	32	30	36	24	18	36	29	36	201	291	2274
PANAWEWA SIRI SUMEDHA GOVT. KANISHTA VIDYALAYA, BINGIRIYA.	8	33	28	28	25	23	25	27	37	203	294	2345
MADAINA SARANANDA K.V., KOORATIHENA.	1	40	30	10	30	10	30	25	38	210	303	2414
Total	423											

School Performance Indices – G.C.E. (O/L) Examination – 2021

(Schools with less than 20 candidates)

Province | NORTH WESTERN
District | KURUNEGALA
Edu. Zone | NIKAWERATIYA

School	No of Candidates*	Performance Indices of Subjects						School Performance Index	Rank of the School			
		Religion	First Language	English	Science	Mathematics	History		Edu. Zone	District	Province	Island
KOLLANDALUWA MUSLIM VIDYALAYA, KADIGAWA.	10	69	72	60	66	62	75	67	1	1	1	6
WANDURESSA SRI BUDDHARAKKITHA V., MAHAGIRILLA..	14	72	59	54	59	50	60	59	2	4	6	41
ETANAWATTA MAHA VIDYALAYA, ETANAWATTA.	18	56	61	56	53	59	63	58	3	5	7	47
MALAGANE M.V., MALAGANE.	9	58	50	61	58	54	49	55	4	12	16	109
THIMBIRIYAWA K.V., NIKAWERATIYA.	12	52	55	52	62	47	55	54	5	14	18	134
UDUNOWA KANISHTA V., MONNEKULAMA.	10	64	61	42	49	47	60	54	5	14	18	134
IHALAGAMA GEMUNU M.V., ALAHENEGAMA.	9	51	54	48	48	47	61	52	7	27	37	207
KUDARAWALIYA KANISHTA V., KOTAWEHERA.	15	53	56	38	52	57	50	51	8	36	47	261
NAWANA MAHA VIDYALAYA, NIKAWERATIYA.	12	53	50	49	47	51	55	51	8	36	47	261
OTHOTA RANDENIGAMA M.V., NIKAWERATIYA.	12	51	51	58	46	42	50	50	10	43	56	315
KITHULWEHERA KANISHTA V., WARIYAPOLA.	15	51	54	45	46	45	57	50	10	43	56	315
GALKADAWALA K. VIDYALAYA, MEEWELLAWA.	11	52	52	46	47	47	47	49	12	48	63	380
HALAMBE KANISHTA VIDYALAYA, MONNEKULAMA.	16	52	59	38	52	47	48	49	12	48	63	380
KEBELLAWA VIDYALAYA, HEEOLOGAMA.	15	46	46	43	55	49	53	49	12	48	63	380
MEEWELLAWA M.V., NIKAWERATIYA.	5	42	54	48	50	44	56	49	12	48	63	380
BAYAWA MODEL KANISHTA V., AWULEGAMA.	15	42	47	46	63	45	49	49	12	48	63	380
NARAMANA WALAGAMBA M.V., PADENIYA.	14	50	49	41	54	44	54	49	12	48	63	380
NAVINNA K.V., WARIYAPOLA.	8	44	53	48	51	50	46	49	12	48	63	380
GALPANAWA MUSLIM VIDYALAYA, MONNEKULAMA.	13	51	55	36	34	61	53	48	19	59	77	463
IHALAGAMA KANISHTA VID., NIKAWERATIYA.	7	46	47	56	41	49	46	48	19	59	77	463
KANOTUWA KANISHTA VIDYALAYA, DEMATALUWA.	8	36	45	55	49	58	46	48	19	59	77	463
GANTHIRIYAWA M.V., BAMUNAKOTUWA.	15	46	49	43	49	51	41	47	22	64	84	547
MIRIHANEGAMA KANISHTA V., MIRIHANEGAMA.	16	46	50	45	48	44	49	47	22	64	84	547
PALUGOLLA YAYA 10 MAHA VIDYALAYA, GALGAMUWA.	19	44	46	42	47	47	42	45	24	79	104	741

School Performance Indices – G.C.E. (O/L) Examination – 2021

(Schools with less than 20 candidates)

Province | NORTH WESTERN
District | KURUNEGALA
Edu. Zone | NIKAWERATIYA

School	No of Candidates*	Performance Indices of Subjects						School Performance Index	Rank of the School			
		Religion	First Language	English	Science	Mathematics	History		Edu. Zone	District	Province	Island
KARAGASWEWA KANISHTA V., PADENIYA.	3	50	53	47	43	40	37	45	24	79	104	741
THEMBILIPOLA VIDYALAYA, ETHANAWATTA.	8	40	45	46	43	49	46	45	24	79	104	741
ELAGAMMILLAWA K.VIDYALAYA, MEEWELLAWA.	10	45	42	44	41	43	47	44	27	87	115	856
DALUKGOLLA SRI DAMMARAKKITHA MODEL V.HULUGALLA, N'WERATIYA	14	44	41	43	34	42	49	42	28	101	141	1079
HENGAMUWA MAHA VIDYALAYA, HENGAMUWA.	18	41	43	33	42	45	48	42	28	101	141	1079
OTTUKULAMA HIJRA MUSLIM V., WANNI RASNAYAKAPURA	5	38	42	42	40	40	48	42	28	101	141	1079
THIMBIRIYAWA VIDYALAYA EAST, THIMBIRIYAWA.	7	40	51	36	40	47	37	42	28	101	141	1079
U.B. WANNINAYAKA M.M.V., KOTAWEHERA.	7	44	41	34	47	40	43	42	28	101	141	1079
HAL THENNAKOONGAMA MAHA VIDYALAYA AWULEGAMA.	8	43	45	39	41	44	39	42	28	101	141	1079
IHALA OTTUKULAMA K.VIDYALAYA, WANNIRASNAYAKAPURA.	6	45	43	35	42	42	40	41	34	119	164	1193
HALMILLEWA VIDYALAYA, NIKAWERATIYA.	6	47	48	30	33	43	38	40	35	125	171	1310
KELEGAMA KANISHTA V., DIGANNEWA.	19	43	42	28	36	42	41	39	36	134	182	1415
HENEGEDARA MUSLIM VIDYALAYA, PANADARAGAMA.	16	43	41	40	30	36	38	38	37	145	198	1524
GALAGEDARA VIDYALAYA, NIKAWERATIYA.	7	33	41	30	33	37	39	36	38	157	217	1729
THELAHERA M.V., HENGAMUWA.	13	35	35	33	34	38	43	36	38	157	217	1729
UNAGOLLA VIDYALAYA, NIKAWERATIYA.	14	38	41	31	28	22	44	34	40	174	243	1912
PUBBILIYA V., KOBEIGANE.	6	37	38	27	27	33	33	33	41	177	250	1992
KONGOLLA KANISHTA V., KATUPOTHA.	8	38	38	33	28	29	29	33	41	177	250	1992
AMBAKADAWARA DARMARAJA M.V., NIKEWERATIYA.	12	29	30	39	28	33	32	32	43	187	264	2079
WELLAGALA SRI SARANANDA M.V., WARIYAPOLA.	11	26	34	28	33	31	34	31	44	198	281	2155
MAHAMITHAWA VIDYALAYA, MONNEKULAMA.	5	32	28	24	30	32	36	30	45	199	285	2212
KURUNAWA KANISHTA V., WARIYAPOLA.	5	30	34	30	28	28	22	29	46	201	291	2274
GOLUWAWA K.V., THALWITA.	6	20	25	25	28	22	18	23	47	213	307	2451
SRI PALITHA VIDYAYATHANA PIRIVENA, NIKAWERATIYA.	5	24	16	20	24	20	24	21	48	215	310	2479
Total	517											

School Performance Indices – G.C.E. (O/L) Examination – 2021

(Schools with less than 20 candidates)

Province | NORTH WESTERN
District | KURUNEGALA
Edu. Zone | MAHO

School	No of Candidates*	Performance Indices of Subjects						School Performance Index	Rank of the School			
		Religion	First Language	English	Science	Mathematics	History		Edu. Zone	District	Province	Island
WANNI KUDAWEWA MUSLIM K.V., GALGAMUWA.	12	62	58	51	61	53	65	58	1	5	7	47
BAKMEEWEWA VID., AMBANPOLA.	8	61	54	59	59	55	48	56	2	9	13	84
THALPATHWEWA VIDYALAYA, POLPITHIGAMA.	19	56	52	49	55	58	67	56	2	9	13	84
UDUWERIYA VIDYALAYA, MAHO.	8	50	53	53	54	56	60	54	4	14	18	134
NITHALAWA K.V., GALGAMUWA.	15	59	53	45	49	51	62	53	5	22	30	167
BORAWEWA M.V., MORAGOLLAGAMA.	15	49	54	59	47	50	57	53	5	22	30	167
HEENUGGALLA KANISHTA VIDYALAYA, BALALLA.	6	40	47	48	60	62	55	52	7	27	37	207
THAMMITAGAMA MAHA VIDYALAYA, MAHO.	14	47	56	49	54	54	50	52	7	27	37	207
HITHOKADAWALA VIDYALAYA, MAHO.	9	40	46	53	57	51	53	50	9	43	56	315
MAILEWA M.V., GALGAMUWA.	19	46	59	44	51	52	47	50	9	43	56	315
BALAGOLLA VIDYALAYA, MA-ELIYA.	15	55	53	47	42	49	50	49	11	48	63	380
IHALAGAMA K.V., GALGAMUWA.	5	48	54	44	56	46	48	49	11	48	63	380
GALLEWA MUSLIM V., GALGAMUWA.	7	40	49	44	49	41	50	46	13	72	96	625
NIYANDUWANE K.V., KOONWEWA.	11	50	49	41	45	45	48	46	13	72	96	625
SRI SUMANA V., GALGAMUWA.	13	39	46	46	50	58	37	46	13	72	96	625
MAPEGAMUWA MAHA VIDYALAYA MORAGOLLAGAMA.	7	44	46	41	41	47	50	45	16	79	104	741
VIKADENIGAMA V., GALGAMUWA.	7	46	43	51	43	40	46	45	16	79	104	741
HALMILLAGOLLA V., DIDDENIYA.	16	39	42	42	38	46	48	43	18	93	127	984
KUMBUKKADAWALA KANISHTA V., MORAGOLLAGAMA.	7	47	49	40	41	43	40	43	18	93	127	984
ABAKOLAWEWA VIDYALAYA, AMBANPOLA.	15	39	44	31	49	40	46	42	20	101	141	1079
BORAWEWA K.V., AMBANPOLA.	3	50	43	33	43	37	47	42	20	101	141	1079
EBOGAMA VIDYALAYA, MAHO.	15	47	40	39	39	38	46	42	20	101	141	1079
JAGAMA ALHAKEEM M.V. GALGAMUWA.	5	42	42	44	42	42	40	42	20	101	141	1079
DIMBULAGALA M.V., EHATUWEWA.	11	39	44	35	39	46	41	41	24	119	164	1193

School Performance Indices – G.C.E. (O/L) Examination – 2021

(Schools with less than 20 candidates)

Province	NORTH WESTERN
District	KURUNEGALA
Edu. Zone	MAHO

School	No of Candidates*	Performance Indices of Subjects						School Performance Index	Rank of the School			
		Religion	First Language	English	Science	Mathematics	History		Edu. Zone	District	Province	Island
MAKALANEGAMA V., GALGAMUWA.	19	40	46	33	42	45	42	41	24	119	164	1193
PALAGAMA K.V. MAKULPOTHA.	11	41	42	39	43	44	35	41	24	119	164	1193
SIYABALANGAMUWA V., MAHO.	5	36	42	38	36	52	44	41	24	119	164	1193
ATHARAGALLA K.V., GALGAMUWA.	16	42	43	33	39	39	41	40	28	125	171	1310
GALKETIYAGAMA VIDYALAYA, POLPITHIGAMA.	13	48	39	35	38	39	35	39	29	134	182	1415
GAMPOLA KANISHTA VIDYALAYA, PAHALA GIRIBAWA.	6	30	40	38	43	40	43	39	29	134	182	1415
IPALOGAMA VIDYALAYA, MAHO.	5	36	42	34	36	38	50	39	29	134	182	1415
MADAHAPOLA KANDA VID., MADAHAPOLA.	10	43	39	35	37	40	38	39	29	134	182	1415
RAWA ELA K.V. POLPITHIGAMA.	7	36	40	36	43	39	37	39	29	134	182	1415
KASIKOTE K. VIDYALAYA, AMBANPOLA.	10	36	39	25	42	36	50	38	34	145	198	1524
RANDENIGAMA MUSLIM VIDYALAYA, MAHO.	16	44	45	44	31	31	33	38	34	145	198	1524
KETHTHAPAHUWA K. VIDYALAYA, AMBANPOLA.	12	38	37	35	38	35	38	37	36	150	206	1626
IHALA NANNERIYA K.V., GALGAMUWA.	3	37	43	33	33	30	33	35	37	164	229	1822
MAHA EBOGAMA MODEL KANISHTA V., EBOGAMA.	12	29	36	34	35	38	36	35	37	164	229	1822
AL-MINA MUSLIM V., GALGAMUWA.	5	36	40	36	32	26	22	32	39	187	264	2079
NAKWATTAGAMA KANISHTA VIDYALAYA, MAKULPOTHA.	6	25	33	32	33	37	33	32	39	187	264	2079
PEDDOGAMA K.V., GALGAMUWA.	10	30	34	23	34	42	31	32	39	187	264	2079
SRI SUMANGALA MAHA PIRIVENA, POLPITIGAMA.	7	33	29	29	29	30	41	32	39	187	264	2079
MAHATHORAWEWA V., MAHANANNERIYA.	7	26	24	23	30	27	33	27	43	203	294	2345
Total	442											

School Performance Indices – G.C.E. (O/L) Examination – 2021

(Schools with less than 20 candidates)

Province | NORTH WESTERN
District | KURUNEGALA
Edu. Zone | GIRIULLA

School	No of Candidates*	Performance Indices of Subjects						School Performance Index	Rank of the School			
		Religion	First Language	English	Science	Mathematics	History		Edu. Zone	District	Province	Island
NOORANIYA MUSLIM KANISHTA V., PAHAMUNE.	16	56	63	56	58	53	64	58	1	5	7	47
MEDELPOLA MAHA VIDYALAYA, KIRIMETIYAWA.	8	61	48	48	51	53	51	52	2	27	37	207
MINHAJ MUSLIM VIDYALAYA, HOROMBAWA.	8	56	54	58	46	49	51	52	2	27	37	207
AL-HIJRA MUSLIM K. VIDYALAYA, DAMBADENIYA.	7	47	51	63	53	49	51	52	2	27	37	207
DETHAWA KANISHTA VIDYALAYA, METIYAGANE.	11	55	46	50	51	48	55	51	5	36	47	261
GALDENIYA K.V., KEPPIWALANA.	9	53	56	49	44	53	50	51	5	36	47	261
RUGGAS AGARA KANISHTA VIDYALAYA, NAKKAWATTA.	10	54	56	38	47	48	52	49	7	48	63	380
PORAMADALAWA M.V., YATIGALOLUWA.	9	60	49	44	42	46	51	49	7	48	63	380
AL-BADUR M. VIDYALAYA, HOROMBAWA	9	42	47	46	47	49	48	47	9	64	84	547
NETTIPOLAGEDARA MAHA VIDYALAYA, KEKUNAGOLLA.	18	44	48	44	45	47	52	47	9	64	84	547
DARALUWA MAHA VIDYALAYA, DARALUWA N.W.	17	45	48	36	40	48	45	44	11	87	115	856
MUMMANA MUSLIM VIDYALAYA, DAMBADENIYA.	15	51	48	38	43	43	41	44	11	87	115	856
WEAHERA KANISHTA VIDYALAYA, YAKVILA.	8	43	45	43	40	49	46	44	11	87	115	856
KATUGAMPALA KANISHTA VIDYALAYA, DAMBADENIYA.	7	43	49	33	40	44	47	43	14	93	127	984
KITHALADENIYA KANISHTA V., DAMBADENIYA.	3	33	43	40	40	47	53	43	14	93	127	984
BURUSSEGODA KANISHTA V., MAHARACHCHIMULLA.	8	44	43	38	40	40	48	42	16	101	141	1079
HAMANGALLA MAHA VIDYALAYA, NARANGODA.	16	43	43	35	41	41	48	42	16	101	141	1079
WAYAMBA SRI SIDDHARTHA MAHA VIDYALAYA, MURUTENGE.	12	45	47	37	35	43	43	42	16	101	141	1079
PENTHENIGODA M.V., NARAMMALA.	8	43	38	40	43	43	43	42	16	101	141	1079
DARALUWA KANISHTA VIDYALAYA, DARALUWA.	8	46	48	35	33	40	38	40	20	125	171	1310
WAGURUWELA KANISHTA VIDYALAYA, WELPALLA.	5	40	38	36	38	38	44	39	21	134	182	1415
KAVUDUMUNNA M.V., DAMBADENIYA.	6	33	45	32	38	42	38	38	22	145	198	1524
UTURAWALA DHARMAARAJA KANISHTA VIDYALAYA, WELIPENNAGAHAMULLA.	7	41	43	30	37	34	44	38	22	145	198	1524
GALLEHEMULLA MAHA VIDYALAYA, WELIPENNAGAHAMULLA.	12	38	34	33	36	38	38	36	24	157	217	1729

School Performance Indices – G.C.E. (O/L) Examination – 2021

(Schools with less than 20 candidates)

Province | NORTH WESTERN
 District | KURUNEGALA
 Edu. Zone | GIRIULLA

School	No of Candidates*	Performance Indices of Subjects						School Performance Index	Rank of the School			
		Religion	First Language	English	Science	Mathematics	History		Edu. Zone	District	Province	Island
GODAGAMA JANAPADA VIDYALAYA, NAKKAWATTA.	5	32	32	32	42	40	40	36	24	157	217	1729
VIDYARTHALANKARA PIRIVENA, NARAMMALA.	4	38	35	30	35	35	43	36	24	157	217	1729
DODAMPOTHA KANISHTA VIDYALAYA, NARANGODA.	7	40	30	31	39	31	31	34	27	174	243	1912
NALAWALANA GOVT. KANISHTA VIDYALAYA, GONAVILA.	13	35	34	34	38	32	33	34	27	174	243	1912
MAKANDURA VIDYANANDA KANISHTA VIDYALAYA, GONAVILA.	10	38	36	31	30	29	33	33	29	177	250	1992
MANAWA PRIMARY V., KIRIMETIYAWA.	6	32	33	28	43	33	28	33	29	177	250	1992
WALAKUMBURA MAHA VIDYALAYA, ALAWWA.	15	40	33	33	29	35	27	33	29	177	250	1992
KANDEGEDARA M.V., MAHARACHCHIMULLA.	7	29	30	37	27	31	36	32	32	187	264	2079
HETTIRIPPUWA KANISHTA VIDYALAYA, LIHIRIYAGAMA.	9	26	30	24	29	30	23	27	33	203	294	2345
SRI DHARMODAYA MAHA PIRIVENA, ALAWWA.	2	25	30	30	20	25	30	27	33	203	294	2345
Total	315											

* School Candidates (1st attempt)

School Performance Indices – G.C.E. (O/L) Examination – 2021

(Schools with less than 20 candidates)

Province | NORTH WESTERN
District | KURUNEGALA
Edu. Zone | IBBAGAMUWA

School	No of Candidates*	Performance Indices of Subjects						School Performance Index	Rank of the School			
		Religion	First Language	English	Science	Mathematics	History		Edu. Zone	District	Province	Island
MEDAGAMA VIDYALAYA, ANHANDIYA.	7	61	57	51	54	50	60	56	1	9	13	84
THAKSALA MAHA VIDYALAYA, MAHAMUKALANYAYA.	19	51	53	57	54	57	48	53	2	22	30	167
MAIWELA MUSLIM VIDYALAYA, MELSIRIPURA.	6	60	58	53	45	40	57	52	3	27	37	207
NELAWA KANISHTA VIDYALAYA, IBBAGAMUWA.	8	55	56	48	46	55	44	51	4	36	47	261
ALMINA MUSLIM MAHA VIDYALAYA, IBBAGAMUWA.	15	47	47	51	51	35	52	47	5	64	84	547
ERIYAGOLLA MAHA VIDYALAYA, ERIYAGOLLA.	10	40	47	42	43	48	54	46	6	72	96	625
WEWALAGAMA KANISHTA VIDYALAYA, KUMBUKWEWA.	8	44	46	41	41	51	50	46	6	72	96	625
MAKULWEWA MAHA VIDYALAYA, MAKULWEWA.	14	35	41	46	46	44	39	42	8	101	141	1079
KANAWA KANISHTA VIDYALAYA, MAHAMUKALANYAYA.	10	37	39	38	44	41	41	40	9	125	171	1310
UDAKENDAWALA VIDYALAYA, MELSIRIPURA.	15	42	40	31	39	41	45	40	9	125	171	1310
RANKIRIMADA KANISHTA VIDYALAYA, KUMBUKWEWA.	5	38	36	42	40	42	36	39	11	134	182	1415
PAHALA OGODAPOLA VIDYALAYA, PIHIMBUWA.	19	44	35	34	34	40	33	37	12	150	206	1626
THIMBIRIWEWA KANISHTA VIDYALAYA, NAGOLLAGAMA.	6	37	37	27	37	45	38	37	12	150	206	1626
MIRISSALA KANISHTA VIDYALAYA, PIHIMBUWA.	9	32	39	29	34	40	37	35	14	164	229	1822
UYANGALLA KANISHTA VIDYALAYA, NIKADALUPOTHA.	16	41	39	28	26	43	33	35	14	164	229	1822
KIRIBATHGALLA VIDYALAYA, DELWITA.	11	34	33	29	38	36	29	33	16	177	250	1992
AKKARA PANAHA V., MELSIRIPURA.	10	26	29	29	27	22	23	26	17	208	300	2386
WEERA COLONEL NIYOMAL PALIPANA VIDYALAYA, IBBAGAMUWA.	5	28	26	24	24	22	28	25	18	210	303	2414
UNIT.03 MAHASSEN VIDYALAYA, MELSIRIPURA.	7	21	26	23	21	29	21	24	19	212	305	2435
RADDAGODA VIDYALAYA, RIDEEGAMA.	3	17	17	17	20	27	17	19	20	216	311	2497
Total	203											

School Performance Indices – G.C.E. (O/L) Examination – 2021

(Schools with less than 20 candidates)

Province | NORTH WESTERN
District | PUTTALAM
Edu. Zone | PUTTALAM

School	No of Candidates*	Performance Indices of Subjects						School Performance Index	Rank of the School			
		Religion	First Language	English	Science	Mathematics	History		Edu. Zone	District	Province	Island
WILPOTHA BANDARANAYAKA VIDYALAYA, BATHTHULU OYA.	16	64	66	58	73	58	63	64	1	1	2	12
NAYAKKARCHENAI GOVT. TAMIL VIDYALAYA, MAMPURI.	6	58	73	57	65	57	50	60	2	2	5	28
DANGAHAWEWA KANISTA VIDYALAYA, NAWAGATTEGAMA.	4	48	55	50	50	58	63	54	3	5	18	134
MUDALAIPALI MUSLIM VIDYALAYA, PALLIWASALTURAI.	18	49	57	50	56	48	56	53	4	9	30	167
KURIGNGNANPITIYA GOVERNMENT MUSLIM MAHA VIDYALAYA. KURIGNGNANPITIYA.	12	50	56	56	47	47	53	52	5	11	37	207
THARAKUDIVILLU MUSLIM MAHA VIDYALAYA, ANGUNAVIL.	11	53	49	41	56	50	55	51	6	12	47	261
MUNDEL TAMIL VIDYALAYA, MUNDEL.	12	42	48	52	59	48	48	50	7	14	56	315
NARAKKALYA G.R.C.T. VIDYALAYA, NORACHCHALAI.	11	51	53	45	47	53	49	50	7	14	56	315
KARUNGALICHOLAI TAMIL VIDYALAYA. MUNDALAMA.	5	48	52	54	50	50	42	49	9	16	63	380
NAGAMADUWA K.V., WANATHAWILLUWA.	8	45	53	45	55	49	49	49	9	16	63	380
MANAWERIYA KANISHTA VIDYALAYA, PUTTALAM.	9	48	52	49	41	53	43	48	11	19	77	463
DIVULWEWA KANISHTA VIDYALAYA, ANAMADUWA.	16	41	46	44	48	55	45	47	12	21	84	547
SANGATTIKULAM MUSLIM VIDYALAYA ANAMADUWA.	10	48	56	45	42	41	49	47	12	21	84	547
VIJAYAPURA KANISHTA VIDYALAYA, PUTTALAM.	15	40	47	39	51	49	56	47	12	21	84	547
MOONAMALGASWEWA K.V., IHALA PULIYANKULAMA	7	46	49	41	49	41	49	46	15	25	96	625
PALAVI GOVT MUSLIM VID., PALAVI.	18	47	57	46	36	42	42	45	16	26	104	741
ABDEEN GOVERNMENT MUSLIM MIXED SCHOOL PUTTALAM	14	44	46	39	44	49	47	45	16	26	104	741
KANDALKUDA MUSLIM VIDYALAYA, TALAWILA.	12	47	50	38	40	44	42	44	18	29	115	856
KOONKADAWALA KANISHTA VIDYALAYA, NAWAGATHTHEGAMA.	14	46	44	44	44	42	43	44	18	29	115	856
MAILANKULAMA K. VIDYALAYA, PUTTALAM.	16	48	48	40	47	38	45	44	18	29	115	856
SERAKKULIYA K. VIDYALAYA, PUTTALAM.	13	52	43	42	37	47	45	44	18	29	115	856
WALPALUWA KANISHTA VIDYALAYA, MAHAKUMBUKKADAWALA.	8	44	44	46	48	39	45	44	18	29	115	856
ELUWANKULAMA GOVT. SINHALA VIDYALAYA, PUTTALAM.	11	43	35	31	51	55	41	43	23	35	127	984
ETTALAI G.R.C.T.V., ETTALAI.	3	50	43	40	40	40	47	43	23	35	127	984
MUSALPITIYA M.K.V., MUSALPITIYA.	12	43	48	46	43	44	33	43	23	35	127	984

School Performance Indices – G.C.E. (O/L) Examination – 2021

(Schools with less than 20 candidates)

Province | NORTH WESTERN
District | PUTTALAM
Edu. Zone | PUTTALAM

School	No of Candidates*	Performance Indices of Subjects						School Performance Index	Rank of the School			
		Religion	First Language	English	Science	Mathematics	History		Edu. Zone	District	Province	Island
POTTUWILLUWA MAHA VIDYALAYA, PALAVIYA.	13	47	49	33	37	42	48	43	23	35	127	984
RALAPANAWA K.V., NAWAGATTEGAMA.	13	42	48	45	44	42	39	43	23	35	127	984
MURIYAKULAMA KANISHTA VIDYALAYA, TABBOWA.	9	41	41	38	43	36	50	42	28	41	141	1079
SANGATTIKULAMA SINHALA K.V., ANAMADUWA.	13	44	46	38	38	41	43	42	28	41	141	1079
WADATTA KANISHTA VIDYALAYA, KOTTUKACHCHIYA.	13	46	38	34	46	46	40	42	28	41	141	1079
KUMBUKWEWA ATTADASSI V., IHALA PULIYANKULAMA	12	44	53	33	33	43	37	41	31	46	164	1193
RAJAVIGAMA KANISHTA VID., KARUWALAGASWEWA.	11	47	42	32	38	44	39	40	32	47	171	1310
KARUKKUMADUWA KANISHTA VIDYALAYA, MAHAKUMBUKKADAWALA.	14	47	41	36	40	35	34	39	33	49	182	1415
KOTTAGAMA SRIPALI KANISHTA V., ANAMADUWA.	10	45	43	31	41	44	29	39	33	49	182	1415
THONIGALA NEW MODEL JUNIOR SCHOOL, ANAMADUWA.	7	36	30	29	41	43	50	38	35	54	198	1524
KARANDIPUWAL MAHA VIDYALAYA, PUTTALAM.	12	41	43	30	42	38	30	37	36	57	206	1626
PUNAVITIYA KANISHTA VIDYALAYA, ANDIGAMA.	9	38	46	37	32	30	36	37	36	57	206	1626
ANGUNAVILA KANISHTA VIDYALAYA, MUNDALAMA.	8	36	36	29	35	43	35	36	38	61	217	1729
KAMMANDALUWA BILINGUAL K.V., ANDIGAMA.	19	42	42	34	29	33	37	36	38	61	217	1729
MAHAKUMBUKKADAWALA K. VIDYALAYA MAHAKUMBUKKADAWALA.	12	46	40	28	32	31	35	35	40	66	229	1822
SERUKELE K.V., SERUKELE.	15	38	35	31	36	37	33	35	40	66	229	1822
UTTARA ATTAWILLUWA GOVT. VIDYALAYA, PUTTALAM.	6	37	40	28	32	37	38	35	40	66	229	1822
WELEWEWA SUMEDHA RAJAYE VIDYALAYA, NAWAGATTEGAMA.	18	37	41	26	34	34	38	35	40	66	229	1822
ELAVANKULAM MUSLIM M.V., ELUWANKULAMA.	6	35	42	37	25	35	30	34	44	70	243	1912
KALPITTY G.R.C.T. VIDYALAYA, KALPITIYA.	17	41	36	28	31	33	25	32	45	78	264	2079
MADHYAMA ATTAWILLUWA K.V. PUTTALAM.	11	30	30	30	35	31	31	31	46	84	281	2155
NAWADANKULAMA K. VIDYALAYA, MANGALA ELIYA.	10	34	31	31	25	26	34	30	47	87	285	2212
NAWATKADU R.C.T. VIDYALAYA, MAMPURI.	11	35	41	28	20	32	25	30	47	87	285	2212
KANDAKULIYAMUNA SINHALA PRIMARY SCHOOL, KANDAKULIYA.	18	33	28	22	16	20	24	24	49	94	305	2435
Total	568											

School Performance Indices – G.C.E. (O/L) Examination – 2021

(Schools with less than 20 candidates)

Province	NORTH WESTERN
District	PUTTALAM
Edu. Zone	CHILAW

School	No of Candidates*	Performance Indices of Subjects						School Performance Index	Rank of the School			
		Religion	First Language	English	Science	Mathematics	History		Edu. Zone	District	Province	Island
MUTHURANTHIYA K. VIDYALAYA, NALLADARANKATTUWA.	9	61	67	53	53	54	61	58	1	3	7	47
PALUWELGALA K.V., IHALA KOTTARAMULLA.	6	57	62	53	50	55	70	58	1	3	7	47
SIPPIKALANA K. VIDYALAYA. MUGUNUWATAWANA.	7	56	64	44	50	57	53	54	3	5	18	134
THIMBIRIGASWELA K.V., GALMURUWA.	5	56	66	50	54	48	48	54	3	5	18	134
SRI VADIVAMBIGAI HINDU COLLEGE, CHILAW.	18	54	53	49	59	52	54	54	3	5	18	134
KARUKKULIYA MAHA VIDYALAYA, RAJAKADALUWA.	12	52	57	51	48	51	60	53	6	9	30	167
WELIPILESSA K.V. ADIPPALA	9	48	53	44	44	60	54	51	7	12	47	261
ST. BERNADETTE'S T.M.V., CHILAW.	14	48	49	53	45	48	51	49	8	16	63	380
SRI SEELANANDA MAHA VIDYALAYA, KOSWATTA.	13	48	43	44	48	52	55	48	9	19	77	463
MUGUNUWATAWANA SRI BUDDHARAKKITHA K.V., MUGUNUWATAWAN	10	47	54	47	43	44	47	47	10	21	84	547
HEWANA K. VIDYALAYA, WELIPENNAGAHAMULLA.	10	54	45	41	43	42	45	45	11	26	104	741
ATTANGANAYA KANISHTA VIDYALAYA, NALLADARANKATTUWA.	8	48	49	38	40	36	51	44	12	29	115	856
MAHAMAEIYA K.VIDYALAYA BATTULUOYA.	14	41	45	41	40	38	54	43	13	35	127	984
NANKADAWARA VIDYARTHA K.V., WEERAKODIYANA.	16	39	44	41	48	43	34	42	14	41	141	1079
SAWARANA MUSLIM VIDYALAYA, CHILAW.	12	41	42	52	38	37	40	42	14	41	141	1079
ULHITIYAWA ST. FRANCIS XAVIER VIDYALAYA, WENNAPPUWA.	16	48	41	34	32	48	38	40	16	47	171	1310
MATTAKOTU WERELA K. VIDYALAYA, THODUWAWA.	16	48	38	37	28	41	43	39	17	49	182	1415
MAWILA BAUDDHA KANISHTA VIDYALAYA, NATTANDIYA.	8	50	41	36	31	33	40	39	17	49	182	1415
MORAKELE JUNIOR BUDDHIST VIDYALAYA, IHALA KOTTARAMULLA.	10	37	35	34	44	37	45	39	17	49	182	1415
GALMURUWA K.VIDYALAYA, GALMURUWA,	13	47	48	29	34	35	37	38	20	54	198	1524
ST. ODILIYA KANISHTA VIDYALAYA, WAIKKALA.	10	47	39	38	35	35	32	38	20	54	198	1524
ATIYAWALA RAJAYE VIDYALAYA, DANKOTUWA.	10	44	40	34	36	33	37	37	22	57	206	1626
KORAYAPURA SINHALA VIDYALAYA, BANGADENIYA.	19	47	39	35	27	33	43	37	22	57	206	1626
BUTHGAMPALA RAJAYE VIDYALAYA, SANDALANKAWA.	16	33	41	32	35	28	48	36	24	61	217	1729

* School Candidates (1st attempt)

School Performance Indices – G.C.E. (O/L) Examination – 2021

(Schools with less than 20 candidates)

Province | NORTH WESTERN
District | PUTTALAM
Edu. Zone | CHILAW

School	No of Candidates*	Performance Indices of Subjects						School Performance Index	Rank of the School			
		Religion	First Language	English	Science	Mathematics	History		Edu. Zone	District	Province	Island
KUDAWEWA ADHARSHA BAUDDHA KANISHTA VIDYALAYA, KUDAWEWA.	15	39	41	35	33	29	41	36	24	61	217	1729
PILAKATUMULLA KANISHTA VIDYALAYA, NATTANDIYA.	6	38	37	45	28	32	33	36	24	61	217	1729
ILLIPPADENIYA KANISHTA VIDYALAYA, ILLIPPADENIYA.	6	35	33	32	33	42	28	34	27	70	243	1912
KARKKUPANAI GOVT. TAMIL VIDYALAYA, BANGADENIYA.	2	40	40	40	25	30	30	34	27	70	243	1912
KUSALA TAMIL VIDYALAYA. CHILAW.	3	37	43	37	20	43	23	34	27	70	243	1912
KOKKAWILA GOVT. SCHOOL, MUGUNUWATAWANA.	15	31	39	30	27	31	38	33	30	74	250	1992
MUDUKATUWA GOVT. ROMAN CATHOLIC VIDYALAYA, MARAWILA.	6	43	42	25	27	33	25	33	30	74	250	1992
TABBOWA K. VIDYALAYA, NATTANDIYA.	9	36	37	29	34	39	22	33	30	74	250	1992
WAIKKALA RAJAYE VIDYALAYA, WAIKKALA.	2	35	35	35	30	30	30	33	30	74	250	1992
DUMMALADENIYA BUDDHIST K.VIDYALAYA. WENNAPPUWA.	10	33	29	33	32	33	32	32	34	78	264	2079
HORAGOLLA VIDYALAYA, MARAWILA.	13	40	32	33	27	33	28	32	34	78	264	2079
MANINGALA MUSLIM V., DUNKANNAWA.	6	32	37	38	27	33	27	32	34	78	264	2079
MUDUKATUWA SUMANADHAMMA MAHA VIDYALAYA, MARAWILA.	19	37	36	28	26	27	38	32	34	78	264	2079
YAKDESSAWA KANISHTA VIDYALAYA, KOSWATTA.	8	30	30	29	36	31	38	32	34	78	264	2079
MATTAKOTUWA KANISHTA VIDYALAYA, MAHAWEWA.	11	29	35	28	34	31	31	31	39	84	281	2155
ST. THERESA'S MAHA VIDYALAYA, MARAWILA.	12	37	38	26	28	30	25	31	39	84	281	2155
PAHALA WALAHAPITIYA DHARMARAJA VIDYALAYA, NATTANDIYA.	9	37	33	23	26	24	34	30	41	87	285	2212
SIVIRAJ BLIND V., MAHAWEWA.	8	24	28	26	36	38	30	30	41	87	285	2212
MANDALANA GOVT. KANISHTA VIDYALAYA, KUMARAKATTUWA.	10	29	38	28	27	26	26	29	43	91	291	2274
MUGUNUWATAWANA SENANAYAKA K. VIDYALAYA, MADAMPE.	6	32	32	25	23	25	22	27	44	92	294	2345
GODELLA K.VIDYALAYA, DANKOTUWA.	12	26	30	27	27	24	23	26	45	93	300	2386
MERAWALA ST. JOSEPH K.V., CHILAW.	19	22	25	24	24	18	24	23	46	95	307	2451
MARANDAWELLA K.VIDYALAYA MARAWILA	2	10	10	15	10	10	10	11	47	96	312	2519
Total	490											

NORTH CENTRAL PROVINCE

School Performance Indices – G.C.E. (O/L) Examination – 2021

(Schools with less than 20 candidates)

Province | NORTH CENTRAL
 District | ANURADHAPURA
 Edu. Zone | ANURADHAPURA

School	No of Candidates*	Performance Indices of Subjects						School Performance Index	Rank of the School			
		Religion	First Language	English	Science	Mathematics	History		Edu. Zone	District	Province	Island
KEDERATHMALE VIDYALAYA, PARASANGAHAWEWA.	15	59	55	47	51	57	58	55	1	3	3	109
VIHARA BULANKULAMA VIDYALAYA, VIHARA PALUGAMA.	14	39	49	58	39	56	49	48	2	21	24	463
DUNUMADALAWA VIDYALAYA, NOCHCHIYAGAMA.	18	43	48	47	42	42	51	46	3	25	30	625
MAHA EHETUWEWA VIDYALAYA, ELAYAPATTUWA.	16	49	46	43	44	46	48	46	3	25	30	625
THAMMENNAPURA VIDYALAYA, GNANIKULAMA.	16	45	48	48	41	42	49	46	3	25	30	625
PUWARASANKULAMA VIDYALAYA, PANIYANKADAWALA.	15	45	49	37	42	47	50	45	6	32	39	741
SALIYAMALA VIDYALAYA, PEMADUWA.	19	52	46	35	42	44	45	44	7	36	43	856
OTTAPPUWA VIDYALAYA, GALADIVULWEWA.	16	43	38	45	51	41	44	44	7	36	43	856
PAHALA RATHMALGAHAWEWA VIDYALAYA, ANURADHAPURA	15	49	39	37	51	39	51	44	7	36	43	856
MAHAWANNAMMADUWA VIDYALAYA, GALKULAMA.	17	51	50	35	42	36	45	43	10	46	55	984
PARASANGAHAWEWA VIDYALAYA ANURADHAPURA.	8	48	43	39	43	39	43	43	10	46	55	984
DIGANEGAMA VIDYALAYA, ELAYAPATTUWA.	11	44	45	34	41	41	43	41	12	55	67	1193
THALAGAHAWEWA MUSLIM VIDYALAYA RAMBEWA.	12	49	37	34	31	33	58	40	13	63	76	1310
SALIYAPURA VIDYALAYA, SALIYAPURA.	19	38	43	34	40	37	43	39	14	72	87	1415
PAHALA WETIYAWA VIDYALAYA, NOCHCHIYAGAMA.	15	39	40	31	42	37	37	38	15	73	89	1524
WANNIPALUGOLLEWA VIDYALAYA, ANURADHAPURA.	7	47	36	39	37	34	34	38	15	73	89	1524
MAHAMANKADAWALA MAHA VIDYALAYA, ELAYAPATTUWA.	15	32	37	33	41	37	40	37	17	76	95	1626
VIHARAPALUGAMA VIDYARAJA VIDYALAYA, VIHARAPALUGAMA.	17	39	41	38	31	28	45	37	17	76	95	1626
VIDUARUNA MAHA VIDYALAYA, RANORAWA.	19	33	33	48	38	26	37	36	19	81	101	1729
HORUVILA VIDYALAYA, HORUWILA.	9	43	43	29	30	32	40	36	19	81	101	1729
SUCHARITHAGAMA VIDYALAYA, ANURADHAPURA.	15	33	35	36	29	34	42	35	21	86	109	1822
ILANDAGAHAWEWA VIDYALAYA, ELAYAPATTUWA.	14	35	41	28	34	31	35	34	22	92	115	1912
THEPPANKULAMA VIDYALAYA ANURADHAPURA.	8	39	38	36	31	28	34	34	22	92	115	1912
DIVULWEWA VIDYALAYA, HIDOGAMA.	18	34	37	33	29	32	34	33	24	95	120	1992

School Performance Indices – G.C.E. (O/L) Examination – 2021

(Schools with less than 20 candidates)

Province	NORTH CENTRAL
District	ANURADHAPURA
Edu. Zone	ANURADHAPURA

School	No of Candidates*	Performance Indices of Subjects						School Performance Index	Rank of the School			
		Religion	First Language	English	Science	Mathematics	History		Edu. Zone	District	Province	Island
MAHAKANADARAWA DHARMAPALA VIDYALAYA, RAMBEWA.	10	35	37	20	32	36	37	33	24	95	120	1992
ETHDATHKALLA RAHULA V., ANURADHAPURA.	15	32	32	27	32	31	37	32	26	99	124	2079
MAHAVILACHCHIYA GAMINI V., MAHA VILACHCHIYA.	10	31	30	24	39	29	31	31	27	103	128	2155
PANDUKABHAYAPURA VIDYALAYA, ANURADHAPURA.	10	34	31	25	28	35	31	31	27	103	128	2155
IPALOGAMA VIDYALAYA, NOCHCHIYAGAMA.	12	33	29	22	27	33	34	30	29	105	132	2212
DEAF & BLIND SCHOOL, ANURADHAPURA.	5	10	10	14	12	16	10	12	30	114	144	2518
Total	410											

* School Candidates (1st attempt)

School Performance Indices – G.C.E. (O/L) Examination – 2021

(Schools with less than 20 candidates)

Province | NORTH CENTRAL
 District | ANURADHAPURA
 Edu. Zone | TAMBUTTEGAMA

School	No of Candidates*	Performance Indices of Subjects						School Performance Index	Rank of the School			
		Religion	First Language	English	Science	Mathematics	History		Edu. Zone	District	Province	Island
GALWADUWAGAMA VIDYALAYA, EPPAWALA.	15	54	53	47	50	55	49	51	1	10	10	261
KETAKALE VIDYALAYA, KIRALOGAMA.	7	44	46	40	53	63	46	49	2	16	17	380
MAWATHAWEWA VIDYALAYA, EPPAWALA.	17	48	58	47	48	44	50	49	2	16	17	380
NEGAMPAHA MAHA VIDYALAYA, NEGAMPAHA.	18	44	52	51	50	43	51	49	2	16	17	380
KADULUGAMUWA VIDYALAYA, NEGAMPAHA.	18	45	46	42	44	49	52	46	5	25	30	625
NALLAMUDAWA V., EPPAWALA.	9	46	51	39	52	47	38	46	5	25	30	625
PAIYANDIKULAMA PANDUKABHAYA VIDYALAYA, MALWANEGAMA.	7	47	46	44	43	47	44	45	7	32	39	741
KAGAMA YAYA 6 DUTUGEMUNU MAHA VIDYALAYA, KATIYAWA.	17	48	48	41	44	46	39	44	8	36	43	856
PAHALA TALAWA VIDYALAYA, TALAWA.	18	51	43	41	43	50	37	44	8	36	43	856
KATIYAWA YAYA 1 VIDYALAYA, EPPAWALA.	9	47	48	38	38	41	41	42	10	51	60	1079
ALUTHWEWA GALMADUWA VIDYALAYA, MAHA ILUPPALLAMA.	13	42	46	35	38	40	45	41	11	55	67	1193
DELNEGAMA VIDYALAYA, KIRALOGAMA.	4	35	45	40	53	35	35	41	11	55	67	1193
NEEGAMA SIRISUMANA VIDYALAYA., NEGAMPAHA.	8	39	43	39	39	38	44	40	13	63	76	1310
IHALA BULNEWA VIDYALAYA, GALNEWA.	16	47	46	33	36	31	34	38	14	73	89	1524
KADURUGASWEWA VIDYALAYA, KIRALOGAMA.	4	35	35	33	33	38	33	35	15	86	109	1822
SOLAMA VIDYALAYA, TAMBUTTEGAMA.	16	45	43	25	26	34	36	35	15	86	109	1822
KELE DIVULWEWA VIDYALAYA, MAHAILUPPALLAMA.	7	37	36	34	29	26	37	33	17	95	120	1992
KELEAMUNAKOLE VIDYALAYA, EPPAWALA.	8	38	31	25	31	30	35	32	18	99	124	2079
KUDAGAMA VIDYALAYA, THAMBUTTEGAMA.	8	36	34	25	24	29	31	30	19	105	132	2212
Total	219											

School Performance Indices – G.C.E. (O/L) Examination – 2021

(Schools with less than 20 candidates)

Province | NORTH CENTRAL
District | ANURADHAPURA
Edu. Zone | KEKIRAWA

School	No of Candidates*	Performance Indices of Subjects						School Performance Index	Rank of the School			
		Religion	First Language	English	Science	Mathematics	History		Edu. Zone	District	Province	Island
PUNCHIKULAMA VIDYALAYA, THIRAPPANE.	8	46	48	41	63	59	55	52	1	7	7	207
KOLLANKUTTIGAMA MUSLIM VIDYALAYA, MARADANKADAWALA.	16	46	44	58	51	53	52	51	2	10	10	261
MEENALLEWA M.VIDYALAYA, MARADANKADAWALA.	8	55	55	45	55	38	53	50	3	13	14	315
PERIYAKULAMA MAHA VIDYALAYA, MARADANKADAWALA.	13	52	49	45	42	52	55	49	4	16	17	380
IHALA PULIYANKULAMA MUSLIM VIDYALAYA, KEKIRAWA.	13	47	45	43	35	55	41	44	5	36	43	856
PAIRIMADUWA VIDYALAYA, SIVALAKULAMA.	8	58	46	33	44	36	49	44	5	36	43	856
MADATUGAMA MUSLIM VIDYALAYA, MADATUGAMA.	9	39	40	46	49	39	38	42	7	51	60	1079
MADAWALA VID., GALENBINDUNUWEWA.	9	42	46	39	44	40	38	42	7	51	60	1079
ALAHAPPERUMAGAMA MUSLIM VIDYALAYA, VIJITHAPURA.	9	47	40	48	28	41	43	41	9	55	67	1193
KAGAMA DHATHUSENA MAHA VIDYALAYA, KAGAMA.	19	42	43	41	46	39	37	41	9	55	67	1193
THELADINNANWEWA VIDYALAYA. KEKIRAWA.	19	43	43	37	39	42	44	41	9	55	67	1193
MORAGODA VIDYALAYA, MEGODAWEWA.	6	42	30	48	40	42	40	40	12	63	76	1310
HABARATHHAWALA VIDYALAYA KEKIRAWA.	13	48	43	37	39	35	35	40	12	63	76	1310
KATTAMURICHCHANA MAHA VIDYALAYA, MARADANKADAWALA.	3	37	33	40	40	30	40	37	14	76	95	1626
AL-AMEEN MUSLIM VIDYALAYA, MARADANKADAWALA.	7	34	31	39	33	41	37	36	15	81	101	1729
KALUGALA VIDYALAYA, BAMBARAGASWEWA.	13	38	32	26	34	35	42	35	16	86	109	1822
PUSDIVULWEWA VIDYALAYA GALENBINDUNUWEWA..	8	34	45	20	40	26	40	34	17	92	115	1912
UDANIDIGAMA AL-MENA M.V., MADATUGAMA.	14	35	31	34	36	28	34	33	18	95	120	1992
GALAPITAGALA VIDYALAYA, GANEWELPOLA.	15	28	33	23	28	31	27	28	19	108	136	2307
SRI SADDANANDA PIRIVENA, MARADANKADAWALA.	18	30	34	25	25	24	23	27	20	109	137	2345
KELEWA SUMANA VIDYALAYA, PALUGASWEWA.	11	29	29	16	26	24	26	25	21	110	139	2414
KATTIYAWA ASATH MUSLIM VIDYALAYA, KATTIYAWA.	3	23	27	20	20	20	23	22	22	111	141	2462
BAPTIST TAMIL SCHOOL, KEKIRAWA.	5	20	16	22	20	25	16	20	23	112	142	2486
Total	247											

School Performance Indices – G.C.E. (O/L) Examination – 2021

(Schools with less than 20 candidates)

Province | NORTH CENTRAL
District | ANURADHAPURA
Edu. Zone | GALENBINDUNUWEWA

School	No of Candidates*	Performance Indices of Subjects						School Performance Index	Rank of the School			
		Religion	First Language	English	Science	Mathematics	History		Edu. Zone	District	Province	Island
KAHAPATHWILAGAMA VID., UTTIMADUWA.	1	60	70	70	60	70	70	67	1	2	2	6
PAHALA HALMILLEWA VIDYALAYA, SEEWALAKULAMA.	6	67	47	50	60	58	48	55	2	3	3	109
HURULU MEEGAHAPATTIYA VIDYALAYA, MEGODAWEWA.	13	62	57	46	49	55	49	53	3	6	6	167
KANADARA KATUKELIYAWA MUSLIM VIDYALAYA, IHALAGAMA.	19	57	51	53	41	51	56	52	4	7	7	207
KAMALAKKULAMA VIDYALAYA, MIHINTALE.	8	45	46	51	59	55	51	51	5	10	10	261
ALUTH DIVULWEWA VIDYALAYA, GETALAWA.	19	52	52	42	53	44	56	50	6	13	14	315
DEWAMITTA VIDYALAYA, MAHAPOTHANA.	10	57	50	37	53	47	52	49	7	16	17	380
KANADARA RATHMALE VIDYALAYA, UPULDENIYA.	10	46	51	40	52	44	54	48	8	21	24	463
MAILAGASWEWA VIDYALAYA, MAILAGASWEWA.	10	51	52	46	42	49	46	48	8	21	24	463
THAMMENNAGAMA VIDYALAYA, MAILGASWEWA.	11	56	53	39	42	45	45	47	10	24	28	547
UPULDENIYA VIDYALAYA, UPULDENIYA.	15	39	39	53	53	38	51	46	11	25	30	625
GOMARANKALLA MUSLIM VIDYALAYA GALENBINDUNUWEWA	4	55	53	40	43	38	38	45	12	32	39	741
MANANKATTIYA SRI SARANANDA KANISHTA VIDYALAYA, MEGODAWEWA.	12	50	48	36	43	44	48	45	12	32	39	741
KURUNDANKULAMA VIDYALAYA, ANURADHAPURA.	19	41	42	45	43	48	44	44	14	36	43	856
DIYAMAILAGASWEWA VIDYALAYA, MAHAPOTHANA.	6	43	43	35	32	55	38	41	15	55	67	1193
HIMBUTUGOLLEWA VIDYALAYA, UPULDENIYA.	18	42	40	32	41	39	53	41	15	55	67	1193
DIGANHALMILLEWA VIDYALAYA, KAHATAGASDIGILIYA.	16	38	46	39	41	34	41	40	17	63	76	1310
MARADANKALLA SRI BODHI VIDYALAYA, MIHINTALE.	11	36	44	33	36	55	38	40	17	63	76	1310
THODAMADUWA VIDYALAYA SIWALAKULAMA	19	44	46	31	46	37	38	40	17	63	76	1310
WELIGOLLA MAHA VIDYALAYA, MUKIRIYAWA	13	45	39	35	56	31	36	40	17	63	76	1310
KUKULEWA DEEGABHAYA VID., SEEPPUKULAMA.	16	43	36	30	36	29	44	36	21	81	101	1729
KOONWEWA VIDYALAYA, MAHAPOTHANA.	15	43	33	26	29	45	33	35	22	86	109	1822
SIYAMBALAWEWA VIDYALAYA, MAILAGASWEWA.	11	35	41	31	34	33	38	35	22	86	109	1822
Total	282											

School Performance Indices – G.C.E. (O/L) Examination – 2021

(Schools with less than 20 candidates)

Province	NORTH CENTRAL
District	ANURADHAPURA
Edu. Zone	KEBITHIGOLLEWA

School	No of Candidates*	Performance Indices of Subjects						School Performance Index	Rank of the School			
		Religion	First Language	English	Science	Mathematics	History		Edu. Zone	District	Province	Island
NIKAWEWA MUSLIM VIDYALAYA, HOROWPOTHANA.	10	74	69	71	72	74	66	71	1	1	1	3
PALUGOLLEWA VIDYALAYA, POONEWA.	17	51	58	55	50	56	51	54	2	5	5	134
ETAWEERAWEWA MUSLIM VIDYALAYA, KEBITHIGOLLEWA.	11	58	61	36	45	55	55	52	3	7	7	207
WALPOLA VIDYALAYA, MEDAWACHCHIYA.	17	55	48	44	51	48	52	50	4	13	14	315
PADAVI C YAYA VIDYALAYA, PADAVI PARAKRAMAPUR	11	43	45	39	47	52	49	46	5	25	30	625
GONUHADDENAWA VIDYALAYA, KEBITHIGOLLEWA.	19	45	50	34	40	47	49	44	6	36	43	856
WAHALKADA D 2 VIDYALAYA, KEBITHIGOLLEWA.	19	38	43	42	48	49	42	44	6	36	43	856
KAHATAGOLLEWA VIDYALAYA, KAHATAGOLLEWA.	15	43	41	33	59	35	47	43	8	46	55	984
AL-MANAR MUSLIM VIDYALAYA POONEWA.	9	51	50	39	42	38	40	43	8	46	55	984
WALAHAVIDDWEWA VIDYALAYA, WALAHAVIDDWEWA.	14	46	45	37	48	44	39	43	8	46	55	984
PADAVI D 10 MAITHRI VIDYALAYA, PADAVI MAITHRIPURA.	17	48	46	35	40	41	42	42	11	51	60	1079
KIDAGALEGAMA V., MEDAWACHCHIYA.	11	46	49	28	36	39	44	40	12	63	76	1310
GALLELLEGAMA SIRISANGABO VIDYALAYA, KIRIGALWEWA.	9	40	44	36	34	32	36	37	13	76	95	1626
YAKAWEWA VIDYALAYA, MEDAWACHCHIYA.	13	43	38	31	32	46	32	37	13	76	95	1626
THAMMENNA ELAWAKA VIDYALAYA, NERIYAKULAMA.	5	38	40	32	28	36	40	36	15	81	101	1729
ETAMBAGASKADA VIDYALAYA, ETAWEERAGOLLEWA.	6	30	32	30	32	32	33	32	16	99	124	2079
SRI DHARMALOKA PERIVENA, SRIPURA.	7	34	30	39	26	34	30	32	16	99	124	2079
HALMILLAWETIYA VIDYALAYA, KEBITHIGOLLEWA.	8	28	34	28	33	25	30	30	18	105	132	2212
PULELIYA VIDYALAYA, MEDAWACHCHIYA.	7	20	20	18	26	20	16	20	19	112	142	2486
Total	225											

School Performance Indices – G.C.E. (O/L) Examination – 2021

(Schools with less than 20 candidates)

Province	NORTH CENTRAL
District	POLONNARUWA
Edu. Zone	POLONNARUWA

School	No of Candidates*	Performance Indices of Subjects						School Performance Index	Rank of the School			
		Religion	First Language	English	Science	Mathematics	History		Edu. Zone	District	Province	Island
PUDOOR MUSLIM K. VIDYALAYA, POLONNARUWA.	11	55	55	49	46	49	50	51	1	1	10	261
WEERAPURA K.V., POLONNARUWA.	17	52	51	43	45	42	52	48	2	4	24	463
LAKSHA UYANA KANISHTA VIDYALAYA, POLONNARUWA.	16	43	46	46	40	40	36	42	3	10	60	1079
LANKAPURA M.V., POLONNARUWA.	18	48	49	34	42	43	34	42	3	10	60	1079
KIRIMETIYA K.V., HINGURAKGODA.	19	42	36	35	35	39	30	36	5	21	101	1729
SINGHARAJAPURA K.V., POLONNARUWA.	15	36	31	46	39	31	30	36	5	21	101	1729
Total	96											

* School Candidates (1st attempt)

School Performance Indices – G.C.E. (O/L) Examination – 2021

(Schools with less than 20 candidates)

Province	NORTH CENTRAL
District	POLONNARUWA
Edu. Zone	HINGURAKGODA

School	No of Candidates*	Performance Indices of Subjects						School Performance Index	Rank of the School			
		Religion	First Language	English	Science	Mathematics	History		Edu. Zone	District	Province	Island
ILUKWEWA KANISHTA VIDYALAYA, SIGIRIYA.	5	56	50	46	46	42	52	49	1	2	17	380
HATARESKOTUWA KANISHTA VIDYALAYA, GALOYA HANDIYA.	15	49	47	41	49	43	55	47	2	5	28	547
GALMULLA KANISHTA VIDYALAYA, BAKAMUNA.	17	49	41	40	42	48	42	44	3	8	43	856
SINHALA ROTAWEWA KANISHTA VIDYALAYA, GALOYA HANDIYA.	18	44	50	30	34	33	47	40	4	14	76	1310
JAYASIRIPURA K.V., JAYASIRIPURA.	10	44	41	35	33	41	36	38	5	17	89	1524
NIKAPITIYA KANISHTA VIDYALAYA, KOTTAPITIYA.	18	43	40	35	32	39	36	38	5	17	89	1524
ANNOOR MUSLIM K .VIDYALAYA, MEDIRIGIRIYA.	16	39	44	27	31	33	40	36	7	21	101	1729
MAYURAPADA V., MEDIRIGIRYA.	17	39	35	31	29	38	34	34	8	24	115	1912
SARUBIMA KANISHTA V., JAYASIRIPURA.	10	44	34	28	30	31	34	34	8	24	115	1912
NUGAGAHADAMANA MUSLIM K. VIDYALAYA. GIRITHALE.	6	28	32	33	40	33	20	31	10	26	128	2155
DIYASENPURA MAHA VIDYALAYA, DIYASENPURA.	9	29	28	23	32	38	29	30	11	28	132	2212
ALUTH OYA KANISHTA VID., HINGURAKGODA.	10	27	27	18	20	30	29	25	12	30	139	2414
Total	151											

School Performance Indices – G.C.E. (O/L) Examination – 2021

(Schools with less than 20 candidates)

Province	NORTH CENTRAL
District	POLONNARUWA
Edu. Zone	DIMBULAGALA

School	No of Candidates*	Performance Indices of Subjects						School Performance Index	Rank of the School			
		Religion	First Language	English	Science	Mathematics	History		Edu. Zone	District	Province	Island
IHALA YAKKURE KANISHTA VIDYALAYA, NUWARAGALA.	10	51	52	46	50	45	50	49	1	2	17	380
KANDEGAMA KANISHTA VIDYALAYA, POLONNARUWA.	16	40	42	49	60	41	45	46	2	6	30	625
THRIKONAMADU MUSLIM K. VIDYALAYA, WELIKANDA, MADURU OYA M.V., POLONNARUWA.	8	51	46	40	36	60	43	46	2	6	30	625
HEWANPITIYA TAMIL KANISHTA V., POLONNARUWA.	19	54	47	37	37	38	51	44	4	8	43	856
BANDANAGALA KANISHTA VIDYALAYA, KALUKELE.	14	38	42	38	37	51	40	41	6	13	67	1193
NAWAPALLEGAMA VIDYALAYA, SIRIPURA.	14	44	41	37	48	36	34	40	7	14	76	1310
KADAWATHAMADUWA DHARMAPALA KANISHTA VIDYALAYA, ASELPURA.	10	41	35	43	30	36	51	39	8	16	87	1415
PAHALA YAKKURE KANISHTA VIDYALAYA, NUWARAGALA..	10	40	41	34	38	35	37	38	9	17	89	1524
SINHAPURA KANISTA VIDYALAYA, WELIKANDA.	16	38	34	22	43	44	39	37	10	20	95	1626
MUTUGALA TAMIL VIDYALAYA, POLONNARUWA.	8	39	34	26	21	26	39	31	11	26	128	2155
ROTAWEWA T.K.V., WELIKANDA.	5	24	32	24	26	34	22	27	12	29	137	2345
Total	143											

* School Candidates (1st attempt)

UVA PROVINCE

School Performance Indices – G.C.E. (O/L) Examination – 2021

(Schools with less than 20 candidates)

Province | UVA
 District | BADULLA
 Edu. Zone | BADULLA

School	No of Candidates*	Performance Indices of Subjects						School Performance Index	Rank of the School			
		Religion	First Language	English	Science	Mathematics	History		Edu. Zone	District	Province	Island
KOTTAGODA UDAGAMA VIDYALAYA, SPRING VELLY.	3	50	57	53	50	57	53	53	1	7	10	167
NELUMGAMA VIDYALAYA, BADULLA.	4	45	55	53	53	55	50	52	2	11	17	207
WELIKEMULLA MAHA VIDYALAYA, BADULLA.	9	53	60	52	51	46	52	52	2	11	17	207
SRI RATHANAPALA VIDYALAYA, BADULLA.	3	40	50	57	47	60	43	50	4	21	31	315
DEHIWINNA MIHINDU VIDYALAYA, ETAMPITIYA.	4	43	48	48	45	60	50	49	5	25	37	380
AMBEWELA MAHA VIDYALAYA, ETAMPITIYA.	3	33	47	53	53	53	47	48	6	31	44	463
DEEGALLA VIDYALAYA, HALI ELA.	11	51	51	39	51	44	46	47	7	42	61	547
KANDANA SIRI SEEVALI MAHA VIDYALAYA, SPRING VELLY.	12	52	48	44	42	43	50	47	7	42	61	547
BOGODA MAHA VIDYALAYA, HALI ELA.	17	49	47	40	46	43	49	46	9	49	73	625
SRI SHANMUGANANDA VIDYALAYA., HALI-ELA.	10	46	55	43	36	48	46	46	9	49	73	625
HAMBAWELA SRI SUMANGALA M.V., BADULLA.	4	38	40	53	50	48	45	46	9	49	73	625
BOGODATALAWA VIDYALAYA, HALI-ELA.	15	59	47	35	43	45	39	45	12	61	91	741
ETTALAGEDARA THAKSILA MAHA VIDYALAYA. PATTIYAGEDARA.	15	39	45	46	41	43	55	45	12	61	91	741
HETHEKMA VIDYALAYA, HALI ELA.	9	44	43	40	50	48	46	45	12	61	91	741
MORETOTA VIDYALAYA, HALI ELA.	6	45	43	47	40	43	45	44	15	68	101	856
PALLEWELA VIDYALAYA, HALI ELA.	5	46	42	44	46	40	44	44	15	68	101	856
SHIVANANTHA TAMIL V., BADULLA.	17	46	47	40	37	49	43	44	15	68	101	856
SIRIMALGODA M.V., BADULLA.	12	41	41	38	48	57	39	44	15	68	101	856
SRI RAHULA MAHA VIDYALAYA, BADULLA.	15	53	43	41	44	41	40	44	15	68	101	856
MUGUNUMATHA MAHA VIDYALAYA, HALI ELA.	9	51	48	43	38	34	43	43	20	87	125	984
GAWELA V., ETTAMPITIYA.	19	45	38	46	40	45	39	42	21	89	133	1079
MUTUMALA VIDYALAYA, BADULLA.	12	49	45	38	40	43	36	42	21	89	133	1079
OODOOWERA UPPER TAMIL VIDYALAYA, DEMODARA.	9	39	57	39	33	48	30	41	23	95	147	1193
SPRING VALLEY TAMIL MAHA VIDYALAYA, SPRING VALLEY.	18	44	48	41	31	37	37	40	24	105	163	1310

School Performance Indices – G.C.E. (O/L) Examination – 2021

(Schools with less than 20 candidates)

Province	UVA
District	BADULLA
Edu. Zone	BADULLA

School	No of Candidates*	Performance Indices of Subjects						School Performance Index	Rank of the School			
		Religion	First Language	English	Science	Mathematics	History		Edu. Zone	District	Province	Island
WELLAWELA PEMANANDA V., ETTAMPITIYA.	6	37	43	38	40	45	38	40	24	105	163	1310
KATUGAHA SRI DHARMALANKARA V., PATTIYAGEDARA.	3	40	37	37	37	37	40	38	26	123	185	1524
KOHOWILAKANDURA VIDYALAYA, KANDEGEDARA.	2	35	30	40	40	30	40	36	27	133	208	1729
WEYWALHINNA TAMIL VIDYALAYA, DOMODARA.	13	36	44	34	29	39	32	36	27	133	208	1729
MAHAWATTEGAMA VIDYALAYA, BADULLA.	2	35	40	35	35	35	30	35	29	137	214	1822
WIYADGUNA MAHA VIDYALAYA, BADULLA.	16	31	33	31	35	43	29	34	30	141	224	1912
UDUWARA MAHA VIDYALAYA, HALIELA.	13	34	39	38	29	28	28	33	31	147	234	1992
BOGODA SRI SUMANGALA VIDYALAYA, HALI ELA.	5	34	34	16	30	28	30	29	32	159	255	2274
SRI VIDYASAGARA PIRIVENALUNUGALA, HALE- ELA.	2	30	25	15	25	30	25	25	33	162	263	2414
Total	303											

* School Candidates (1st attempt)

School Performance Indices – G.C.E. (O/L) Examination – 2021

(Schools with less than 20 candidates)

Province | UVA
 District | BADULLA
 Edu. Zone | BANDARAWELA

School	No of Candidates*	Performance Indices of Subjects						School Performance Index	Rank of the School			
		Religion	First Language	English	Science	Mathematics	History		Edu. Zone	District	Province	Island
AL BADRIYA MUSLIM MAHA VIDYALAYA, DIYATALAWA.	17	56	59	59	57	53	53	56	1	1	2	84
KALUPAHANA MAHA VIDYALAYA, UVATENNA.	17	43	46	45	62	61	52	52	2	11	17	207
ALUTHWELA DAKUNA VIDYALAYA, DIYATALA	10	49	52	46	57	51	48	51	3	16	24	261
ELLAGAMA MAHA VIDYALAYA, DIYATALAWA.	17	54	51	49	56	48	50	51	3	16	24	261
WELANHEENNA KANISHTA VIDYALAYA, HAPUTALE.	10	52	51	51	53	52	46	51	3	16	24	261
YAHALEWELA VIDYALAYA, ELLA.	10	57	59	46	45	52	44	51	3	16	24	261
HORADOROWWA SRI JINARATHANA M.V., HAPUTALE.	11	50	53	44	48	52	50	50	7	21	31	315
LIYANGAHAWELA MAHA VIDYALAYA, BANDARAWELA.	7	50	56	44	41	50	51	49	8	25	37	380
WEERAKOONGAMA V., KALUPAHANA.	2	50	50	35	40	60	60	49	8	25	37	380
KONTHAHELA VIDYALAYA, BANDARAWELA.	15	49	47	49	46	51	43	48	10	31	44	463
MATETILLA KANISHTA VIDYALAYA, MIRAHAWATTA.	1	50	50	60	40	40	50	48	10	31	44	463
SRI DHAMMANANDA M.V., HAPUTALE.	16	42	46	53	51	50	48	48	10	31	44	463
YAHALABEDDA VIDYALAYA, HAPUTALE.	4	43	53	55	43	48	45	48	10	31	44	463
BAMBARAGAMA MAHA VIDYALAYA, BANDARAWELA.	12	43	50	44	42	53	50	47	14	42	61	547
GOTUWALA KANISHTA VIDYALAYA, ELLA.	10	43	44	41	52	56	38	46	15	49	73	625
AL-YASEEN MUSLIM V., HELOYA.	14	41	43	48	38	49	49	45	16	61	91	741
PITARATHMALE NO. 1 TAMIL VIDYALAYA, HAPUTALE.	10	47	52	41	36	42	51	45	16	61	91	741
THOTULAGALLA TAMIL KANISHTA VIDYALAYA, HAPUTALE.	12	45	50	45	36	48	38	44	18	68	101	856
HAPUTALE MUSLIM VIDYALAYA, HAPUTALE.	7	50	51	51	30	36	44	44	18	68	101	856
KITALELLA K.V., ELLA.	15	39	45	37	48	41	38	41	20	95	147	1193
KOLONGASTENNA VIDYALAYA, UVA MAWELAGAMA.	10	42	42	38	48	32	43	41	20	95	147	1193
GAWARAWELA VIDYALAYA, DEMODARA.	14	41	47	30	39	41	36	39	22	111	171	1415
KARAGAHAWELA SRI PEMANANDA VIDYALAYA, BANDARAWELA.	7	34	46	43	37	44	30	39	22	111	171	1415
KIRIORUWA VIDYALAYA, BANDARAWELA.	7	43	36	36	39	43	37	39	22	111	171	1415

School Performance Indices – G.C.E. (O/L) Examination – 2021

(Schools with less than 20 candidates)

Province	UVA
District	BADULLA
Edu. Zone	BANDARAWELA

School	No of Candidates*	Performance Indices of Subjects						School Performance Index	Rank of the School			
		Religion	First Language	English	Science	Mathematics	History		Edu. Zone	District	Province	Island
NAWELA NAMUNUKULA MAHA VIDYALAYA, BALLAKETUWA.	12	36	43	28	43	34	47	39	22	111	171	1415
KADURUGAMUWA MIHINDU VIDYALAYA, DIYATALAWA.	12	34	38	42	40	42	28	37	26	125	195	1626
KARANDAGOLLA V., ELLA.	19	33	36	33	41	42	37	37	26	125	195	1626
HARANKAHAWA KANISHTA VIDYALAYA, HALDUMMULLA.	2	25	45	35	40	40	30	36	28	133	208	1729
WALASBEDDHA VIDYALAYA, DEMODARA.	13	30	38	38	44	38	30	36	28	133	208	1729
GONAMOTAWA TAMIL V., HAPUTALE.	10	33	43	40	28	31	24	33	30	147	234	1992
WELLAWAYA GAMPAHA VIDYALAYA, UVA MAWELAGAMA.	8	20	23	27	26	26	25	25	31	162	263	2414
SRI SUDHARMALANKARA PIRIVENA, DIYATALAWA.	3	20	23	23	23	13	30	22	32	165	268	2462
Total	334											

* School Candidates (1st attempt)

School Performance Indices – G.C.E. (O/L) Examination – 2021

(Schools with less than 20 candidates)

Province	UVA
District	BADULLA
Edu. Zone	MAHIYANGANAYA

School	No of Candidates*	Performance Indices of Subjects						School Performance Index	Rank of the School			
		Religion	First Language	English	Science	Mathematics	History		Edu. Zone	District	Province	Island
BELAGANWEWA VIDYALAYA, GIRANDURUKOTTE.	4	35	35	53	68	38	60	48	1	31	44	463
GALPORUYAYA VIDYALAYA, GIRADURUKOTTE.	10	52	48	38	42	54	55	48	1	31	44	463
MEDAHOYA K. VIDYALAYA, MAPAKADAWEWA.	19	49	46	49	51	44	45	47	3	42	61	547
PINNAGOLLA K. VIDYALAYA, KURUVITENNA.	10	50	46	37	39	49	53	46	4	49	73	625
HEMBARAWA MAHA VIDYALAYA, MAHIYANGANA.	14	47	47	44	44	45	39	44	5	68	101	856
MEDAYAYA VIDYALAYA, MAPAKADAWEWA.	9	40	41	40	44	43	49	43	6	87	125	984
ABAYAPURA ADARSHA VIDYALAYA, MAPAKADAWEWA.	15	41	42	37	44	41	45	42	7	89	133	1079
GINNORUWA K. VIDYALAYA HEBARAWA.	15	41	44	37	41	47	37	41	8	95	147	1193
DAMBAGOLLA SRI SUMANA VIDYALAYA, MAPAKADAWEWA.	9	38	33	51	40	36	44	40	9	105	163	1310
KANDEGAMA KANISHTA VIDYALAYA, RIDEEMALIYADDA.	12	43	43	40	38	38	35	40	9	105	163	1310
KOVILYAYA PRIMARY V., MAHIYANGANA.	9	39	40	41	44	33	42	40	9	105	163	1310
SORABORAWEWA MAHA VIDYALAYA, MAHIYANGANA.	18	39	39	32	37	35	50	39	12	111	171	1415
MAHAGAMA MAHA VIDYALAYA, MAHIYANGANA.	8	43	36	39	30	40	31	37	13	125	195	1626
DICKYAYA K.VIDYALAYA, BADULLA.	2	40	50	20	25	35	35	34	14	141	224	1912
KESELPOTHA YAYA 12 VIDYALAYA, MAHIYANGANA.	18	33	36	29	37	35	29	33	15	147	234	1992
URANIYA K. VIDYALAYA, MAHIYANGANAYA.	7	29	34	26	29	31	43	32	16	154	243	2079
THALAWEGAMA KANISHTA V., MAHIYANGANA.	7	36	27	30	33	29	31	31	17	156	248	2155
KUKULAPOLA VIDYALAYA, MAHIYANGANA.	10	33	28	25	27	30	42	31	17	156	248	2155
DAMBANA KANISHTA VIDYALAYA, MAHIYANGANA.	10	28	26	25	27	28	33	28	19	160	257	2307
IKIRIYAGODA KANISHTA VIDYALAYA, MAPAKADA.	8	26	30	16	20	23	24	23	20	164	267	2451
Total	214											

* School Candidates (1st attempt)

School Performance Indices – G.C.E. (O/L) Examination – 2021

(Schools with less than 20 candidates)

Province	UVA
District	BADULLA
Edu. Zone	WELIMADA

School	No of Candidates*	Performance Indices of Subjects						School Performance Index	Rank of the School			
		Religion	First Language	English	Science	Mathematics	History		Edu. Zone	District	Province	Island
UNAPANA VIDYALAYA, LUNUWATTA.	12	53	58	51	53	58	53	54	1	5	7	134
DIKKAPITIYA V., WELIMADA.	14	53	56	48	50	51	58	53	2	7	10	167
MALPOTHA SRI MAHINDA V., MIRAHAWATTA.	4	63	60	43	50	45	55	53	2	7	10	167
VIDURUPOLA SRI VIMALABUDDHI VID., WELIMADA .	3	57	47	57	53	50	47	52	4	11	17	207
ERABEDDA VIDYALAYA, KEPPEPITPOLA.	4	50	43	43	60	55	45	49	5	25	37	380
NAWELA WELIMADA VIDYALAYA, WELIMADA.	14	50	51	44	52	43	56	49	5	25	37	380
DIMBULANA V., AMBAGAHAWATTA.	16	48	47	40	51	49	54	48	7	31	44	463
AL/ASHAR MUSLIM VIDYALAYA, BOGAHAKUMBURA.	14	42	45	48	40	55	43	46	8	49	73	625
RATHAMBE MUSLIM VIDYALAYA, AMBAGASDOWA.	7	47	51	51	43	46	40	46	8	49	73	625
KANDURUDEKA MUSLIM VIDYALAYA, GURUTALAWA.	16	46	47	49	47	39	49	46	8	49	73	625
KALUBULULANDA MAHA VIDYALAYA, KALUBULULANDA.	7	47	50	47	40	34	53	45	11	61	91	741
BUSDULLA VIDYALAYA, AMBAGASDOWA.	6	40	42	42	50	48	42	44	12	68	101	856
GAMBEDDA VIDUHALA, RATHKARAWWA.	7	49	44	37	39	41	53	44	12	68	101	856
HINGURUGAMUWA SRI MALIYADEWA VIDYALAYA, GURUTALAWA.	7	49	49	43	34	41	49	44	12	68	101	856
SRI PUNGNASARA M.V., HEWANAKUMBURA.	5	50	44	46	42	42	40	44	12	68	101	856
UDAPERUWA VIDYALAYA, LUNUWATTA.	8	49	48	34	43	40	49	44	12	68	101	856
MIRAHAWATHTHA MUSLIM VIDYALAYA, MIRAHAWATHTHA.	13	36	42	55	42	46	45	44	12	68	101	856
LANDEGAMA VIDYALAYA, WELIMADA.	13	36	43	35	41	55	37	41	18	95	147	1193
WELIMADAGAMA VIDYALAYA, WELIMADA.	5	30	40	44	32	48	52	41	18	95	147	1193
YAHALARAWA TAMIL V., WELIMADA.	17	42	46	39	33	39	44	41	18	95	147	1193
SRI DHAMMANANDA VIDYAYATHANA PIRIVENA, AMBAGAWATTA.	3	50	47	30	40	40	33	40	21	105	163	1310
BOGAHAKUMBURA MUSLIM VIDYALAYA, BOGAHAKUMBURA.	19	38	42	41	37	36	38	39	22	111	171	1415
SRI SUDHARMANANDA VIDYALAYA. LUNUWATTA.	9	40	41	30	39	39	42	39	22	111	171	1415
UDUBADANA MAHA VIDYALAYA, KEPPEPITPOLA.	8	41	38	39	36	33	39	38	24	123	185	1524

School Performance Indices – G.C.E. (O/L) Examination – 2021

(Schools with less than 20 candidates)

Province	UVA
District	BADULLA
Edu. Zone	WELIMADA

School	No of Candidates*	Performance Indices of Subjects						School Performance Index	Rank of the School			
		Religion	First Language	English	Science	Mathematics	History		Edu. Zone	District	Province	Island
BOGAHAMADITTA KANISHTA V., LUNUWATTA.	3	43	30	30	37	43	40	37	25	125	195	1626
HEENARAMGOLLA MAHA VIDYALAYA, BORALANDA.	11	35	43	37	35	36	36	37	25	125	195	1626
KARAGAHULPATHA SRI GUNANANDA MAHA VIDYALAYA, UDUKINDA.	19	38	38	34	35	45	33	37	25	125	195	1626
RAHUPOLA VIDYALAYA, LUNUWATTA.	5	32	38	42	36	38	34	37	25	125	195	1626
BALATOTA ELLA VIDYALAYA MIRAHAWATTA.	9	37	42	28	32	34	34	35	29	137	214	1822
PERAWELLA VIDYALAYA, PERAWELLA.	18	36	38	29	39	39	29	35	29	137	214	1822
DIYABOKANDURA VIDYALAYA, BAMBARAPANA.	6	32	37	32	33	38	30	34	31	141	224	1912
SRI RATHNAJOTHI MAHA VIDYALAYA, WELIMADA.	9	38	38	32	38	31	28	34	31	141	224	1912
METIWALALANDA VIDYALAYA, WELIMADA.	12	34	40	27	31	27	36	33	33	147	234	1992
PITAPOLA VIDYALAYA, PITAPOLA.	6	30	30	38	30	25	40	32	34	154	243	2079
WEDURUPOLA S.PIYATISSA PIRIVENA, KEPPEPITOLA	14	24	24	31	23	27	28	26	35	161	262	2386
SAPUGOLLA MAHA VIDYALAYA, UVA PARANAGAMA.	5	20	24	18	30	22	18	22	36	165	268	2462
Total	348											

* School Candidates (1st attempt)

School Performance Indices – G.C.E. (O/L) Examination – 2021

(Schools with less than 20 candidates)

Province	UVA
District	BADULLA
Edu. Zone	PASSARA

School	No of Candidates*	Performance Indices of Subjects						School Performance Index	Rank of the School			
		Religion	First Language	English	Science	Mathematics	History		Edu. Zone	District	Province	Island
GONAGALA VIDYALAYA, PASSARA.	1	50	60	60	50	60	50	55	1	3	5	109
SRI GANESHA TAMIL VID, PASSARA.	18	51	58	57	43	46	58	52	2	11	17	207
NAMUNUKULA KANISHTA VIDYALAYA, NAMUNUKULA.	8	48	49	49	56	46	59	51	3	16	24	261
SRI DHAMMANANDA VIDYALAYA, HOPTON.	12	51	45	50	51	48	53	50	4	21	31	315
METIGAHATHENNA MAHA VIDYALAYA, METIGAHATHENNA.	17	47	47	49	53	38	51	48	5	31	44	463
JAYANTHI VIDYALAYA, PASSARA.	12	44	49	42	43	43	53	46	6	49	73	625
MEERIYABADDA JUNIOR V., PASSARA.	8	44	49	44	43	45	50	46	6	49	73	625
MILLABEDDA MAHA VIDYALAYA, HOPTON.	9	42	41	47	43	49	54	46	6	49	73	625
ARAWAKUMBURA VIDYALAYA, LUNUGALA.	5	44	40	44	42	42	52	44	9	68	101	856
EKIRIYA MAHA VIDYALAYA, VIA PASSARA.	12	48	47	40	42	45	41	44	9	68	101	856
ILIPATHUTHENNA VIDYALAYA, BADULLA.	10	39	41	46	46	49	43	44	9	68	101	856
MAUSSAGOLLA MAHA VIDYALAYA, MAUSSAGOLLA.	10	46	42	39	39	46	53	44	9	68	101	856
PASSARA MUSLIM VIDYALAYA, PASSARA.	15	50	42	57	37	44	33	44	9	68	101	856
AGARATENNA TAMIL VIDYALAYA, PASSARA.	14	51	44	41	40	37	41	42	14	89	133	1079
MEDAWELAGAMA MAHA VIDYALAYA, PASSARA.	9	40	48	39	33	30	43	39	15	111	171	1415
UDAGAMA WELGOLLA MAHA VIDYALAYA, BADULLA.	8	36	38	35	39	44	40	39	15	111	171	1415
WEWABEDDA KANISHTA VIDYALAYA, METIGAHATHENNA.	9	37	38	48	31	43	36	39	15	111	171	1415
AL AMEEN VIDYALAYA, LUNUGALA.	15	47	31	33	29	23	42	34	18	141	224	1912
GALLULLA SINHALA V., MADOLSIMA.	14	32	32	39	32	41	26	34	18	141	224	1912
MADUGASTHALAWA VIDYALAYA, PASSARA.	3	43	37	33	27	30	30	33	20	147	234	1992
PALLEKIRUWA VIDYALAYA, LUNUGALA	9	38	36	21	32	33	39	33	20	147	234	1992
THOLABOWATTA VIDYALAYA, PASSARA.	1	20	20	30	20	20	10	20	22	167	270	2486
Total	219											

* School Candidates (1st attempt)

School Performance Indices – G.C.E. (O/L) Examination – 2021

(Schools with less than 20 candidates)

Province | UVA
District | BADULLA
Edu. Zone | VIYALUWA

School	No of Candidates*	Performance Indices of Subjects						School Performance Index	Rank of the School			
		Religion	First Language	English	Science	Mathematics	History		Edu. Zone	District	Province	Island
POLGAHA ARAWA VIDYALAYA, BADULLA.	19	58	57	46	58	53	65	56	1	1	2	84
WEWATENNA VIDYALAYA, KANDAKETIYA.	4	55	60	48	60	53	53	55	2	3	5	109
HUMBAHAMADA VIDYALAYA, BADULLA.	9	54	61	48	52	59	52	54	3	5	7	134
WELLEWELATENNA V., BADULU OYA.	4	58	65	35	48	45	65	53	4	7	10	167
BUDUGEKANDA MAHA VIDYALAYA, THANNAPANGUWA.	9	50	54	40	48	49	56	50	5	21	31	315
WENDESIYAYA VIDYALAYA, BADULLA.	11	61	50	42	42	53	48	49	6	25	37	380
MEEGAHAWELA K. VIDYALAYA, SORANATOTA.	6	52	43	52	47	45	47	48	7	31	44	463
PUSSELLAWA MAHA VIDYALAYA, BADULLA.	18	48	53	42	46	54	44	48	7	31	44	463
KALUGAHA KANDURA MAHA VIDYALAYA BADULLA	15	43	47	50	45	48	48	47	9	42	61	547
KOSGOLLA MAHA VIDYALAYA, BADULLA	13	48	50	45	42	55	39	47	9	42	61	547
WATTEKELE M.V., BADULLA.	11	45	47	42	45	47	54	47	9	42	61	547
KARADAGAHAMADA VIDYALAYA, BADULLA.	16	46	46	42	43	51	48	46	12	49	73	625
NOORANIYA MUSLIM VIDYALAYA, HALI ELA.	4	48	48	50	38	40	43	45	13	61	91	741
COBO TAMIL VIDYALAYA, BADULLA.	2	45	45	40	45	45	30	42	14	89	133	1079
MUDAGAMUWA VIDYALAYA, KANDAKETIYA.	13	48	43	38	32	40	49	42	14	89	133	1079
EGODAWELA MAHA VIDYALAYA, BADULLA.	14	45	41	36	32	46	47	41	16	95	147	1193
MAHAKANDURA KANISHTA VIDYALAYA, MEEGAHAKIULA.	16	39	47	40	41	39	41	41	16	95	147	1193
PITAMARUWA MAHA VIDYALAYA, PITAMARUWA.	13	42	44	37	37	42	42	41	16	95	147	1193
MAHAKELLE VIDYALAYA, KANDAKETIYA.	15	35	45	34	41	41	39	39	19	111	171	1415
MORAHELA MAHA VIDYALAYA, VIA BADULLA.	16	38	38	31	37	42	50	39	19	111	171	1415
NARANGALA TAMIL VIDYALAYA, HALI-ELA	17	37	39	36	30	38	43	37	21	125	195	1626
LABUGASTALAWA VIDYALAYA, HALIELA.	6	38	40	28	27	37	40	35	22	137	214	1822
BERAMADA VIDYALAYA, HALIELA.	2	35	35	25	25	40	40	33	23	147	234	1992
ROEBERIYA TAMIL VIDYALAYA PITAMARUWA.	19	37	39	25	23	28	36	31	24	156	248	2155
Total	272											

School Performance Indices – G.C.E. (O/L) Examination – 2021

(Schools with less than 20 candidates)

Province | UVA
District | MONARAGALA
Edu. Zone | MONARAGALA

School	No of Candidates*	Performance Indices of Subjects						School Performance Index	Rank of the School			
		Religion	First Language	English	Science	Mathematics	History		Edu. Zone	District	Province	Island
RANUGALLA KANISHTA VIDYALAYA, PASSARA.	14	61	56	51	61	57	56	57	1	1	1	66
BOGAHA PELESSA KANISHTA VIDYALAYA, BADALKUMBURA.	4	50	53	50	60	60	60	56	2	2	2	84
ETTHALAMULLA K.V., BADALKUMBURA.	11	57	54	45	54	56	58	54	3	3	7	134
KATUGAHAGALGE KANISHTA VIDYALAYA, BUTTALA.	11	52	54	45	55	58	53	53	4	4	10	167
MADUGASMULLA KANISHTA VIDYALAYA, BADALKUMBURA.	5	54	54	46	48	48	62	52	5	7	17	207
KOLONNWINNA K.V., MONARAGALA.	19	44	51	41	57	48	51	49	6	13	37	380
TANWATTA KANISHTA V., NAKKALA.	4	43	43	43	48	55	53	48	7	14	44	463
GNAMUDALWA TAMIL VIDYALAYA, BADALKUBURA.	5	56	60	36	34	44	56	48	7	14	44	463
LUNUGALA YODAWEWA MAHA VIDYALAYA, BUTTALA.	19	48	52	42	44	46	47	47	9	20	61	547
HULANDAWA SOUTH M.VIDYALAYA, MONARAGALA.	16	45	50	45	49	46	42	46	10	25	73	625
KOTAMUDUNA MAHA VIDYALAYA, PASSARA.	14	44	45	46	46	49	43	46	10	25	73	625
MAGANDANAMULLA KANISHTA VIDYALAYA, MONARAGALA.	9	43	51	41	54	42	46	46	10	25	73	625
THENNEKUMBURA TAMIL KANISHTA VID., NAMUNUKULA.	11	51	53	41	38	45	46	46	10	25	73	625
GURUHELA KANISHTA V., DOMBAGAHAWELA.	11	48	42	35	52	45	46	45	14	31	91	741
MIYANAKADURA M.VID., NAMUNUKULA.	15	55	49	33	45	45	43	45	14	31	91	741
BOHITIYA KANISHTA V., MONARAGALA.	12	44	47	29	42	43	58	44	16	34	101	856
SRI GOWRY TAMIL V., MONERAGALA.	15	49	48	27	37	41	59	44	16	34	101	856
DEBEDDEKIULA KANISHTA VIDYALAYA, MONARAGALA.	7	44	49	44	36	46	41	43	18	39	125	984
SIDDHARTHA K.V. VIDYALAYA, VIA PASSARA.	9	41	48	41	43	41	44	43	18	39	125	984
WELIYAYA MAYURAGIRI K.V., MONARAGALA.	19	39	42	44	45	43	46	43	18	39	125	984
HINDIKIULA KANISHTA VIDYALAYA, MONARAGALA.	18	41	44	34	44	36	53	42	21	45	133	1079
KIULAYAYA KANISHTA VIDYALAYA, DOMBAGAHAWELA.	15	36	41	43	39	45	46	42	21	45	133	1079
DHARMAWIJAYA M.V., MONERAGALA.	8	46	41	34	43	44	46	42	21	45	133	1079
WARADOLA KANISHTA VIDYALAYA, PASSARA.	19	43	40	34	43	45	49	42	21	45	133	1079

School Performance Indices – G.C.E. (O/L) Examination – 2021

(Schools with less than 20 candidates)

Province	UVA
District	MONARAGALA
Edu. Zone	MONARAGALA

School	No of Candidates*	Performance Indices of Subjects						School Performance Index	Rank of the School			
		Religion	First Language	English	Science	Mathematics	History		Edu. Zone	District	Province	Island
HOROMBUWA K. VIDYALAYA, KUMBUKKANA,	3	47	50	40	37	37	37	41	25	53	147	1193
KIRIWANAGODA KANISHTA VIDYALAYA, BADALKUMBURA.	10	46	45	32	38	40	46	41	25	53	147	1193
MUTHUKANDIYA STEP 1 KANISHTA VIDYALAYA, SIYAMBALANDUWA.	5	40	40	36	40	44	46	41	25	53	147	1193
THISSAPURA K.V., ETHIMALEWEWA.	14	35	41	34	44	49	40	41	25	53	147	1193
ETHIMALE STEP 1, K. VID., MONARAGALA.	5	38	46	28	42	50	36	40	29	59	163	1310
GALLABA KANISHTA VIDYALAYA, BADALKUMBURA.	7	37	41	36	41	36	39	38	30	63	185	1524
KODAYANA KANISHTA VIDYALAYA, DOMBAGAHAWELA.	13	38	38	38	35	32	45	38	30	63	185	1524
SUDUWATURA ARA KANISHTA VIDYALAYA, KUMBUKKANA.	1	40	60	30	30	30	40	38	30	63	185	1524
KARANAGAMA K.VIDYALAYA, DOMBAGAHAWELA.	7	37	40	40	37	29	30	36	33	76	208	1729
HULANDAWA LEFT MAHA VIDYALAYA, MONERAGALA.	5	33	34	26	38	38	40	35	34	78	214	1822
KALUOBBA KANISHTA VIDYALAYA, SIYAMBALANDUWA.	17	34	31	34	32	42	36	35	34	78	214	1822
SRISHANMUHA TAMIL MAHA VIDYALAYA, KUMBUKKANA.	19	36	38	31	27	39	38	35	34	78	214	1822
GAMEWELA TAMIL VIDYALAYA, PASSARA.	14	36	44	34	21	40	37	35	34	78	214	1822
KOONGASPITIYA KANISHTA VIDYALAYA, KANDAUDAPANGUWA.	13	45	35	30	31	22	41	34	38	84	224	1912
MADUKOTANARAWA M.V., BADALKUMBURA.	8	31	38	31	28	30	41	33	39	88	234	1992
GEMUNUPURA K.V., ETHIMALEWEWA.	8	26	24	29	40	36	34	32	40	90	243	2079
RITIGAHAWATTA K. VIDYALAYA BUDDAMA.	11	25	31	39	37	35	27	32	40	90	243	2079
SIRI PIYARATANA VIDYAYATANA PIRIVENA, MONARAGALA.	16	36	34	25	26	30	38	32	40	90	243	2079
GALEARAWA KANISHTA V., MONARAGALA.	10	27	26	32	32	24	36	30	43	95	253	2212
MEEYAGALA KANISHTA VIDYALAYA MONARAGALA	1	30	30	20	30	20	20	25	44	102	263	2414
SARASWATHY TAMIL VIDYALAYA, MONARAGALA.	5	32	28	26	16	24	18	24	45	103	266	2435
WELLASSA SUBHAGYA VIDYALAYA, MONERAGALA.	7	17	13	19	16	17	16	16	46	104	271	2510
Total	489											

* School Candidates (1st attempt)

School Performance Indices – G.C.E. (O/L) Examination – 2021

(Schools with less than 20 candidates)

Province | UVA
District | MONARAGALA
Edu. Zone | WELLAWAYA

School	No of Candidates*	Performance Indices of Subjects						School Performance Index	Rank of the School			
		Religion	First Language	English	Science	Mathematics	History		Edu. Zone	District	Province	Island
HELAGAMA KANISHTA VIDYALAYA, OKKAMPITIYA.	8	51	50	38	51	50	48	48	1	14	44	463
KETHSIRIGAMA KANISHTA VIDYALAYA, TISSAMAHARAMA.	12	49	48	45	51	41	48	47	2	20	61	547
KURUGAMA K. VIDYALAYA, ELLA.	16	43	42	43	42	49	47	44	3	34	101	856
ANAPALLAMA KANISHTA VIDYALAYA, WELLAWAYA.	17	44	40	38	47	45	43	43	4	39	125	984
JANASANKA MODEL VIDYALAYA BUTTALA.	9	51	47	43	40	33	46	43	4	39	125	984
UNAWATUNA KANISHTA VIDYALAYA, BUTTALA.	19	45	41	33	45	45	41	42	6	45	133	1079
GAMPANGUWA KANISHTA VIDYALAYA, WELLAWAYA.	11	45	43	35	46	36	42	41	7	53	147	1193
SIYAMBALAGUNE KANISHTA VIDYALAYA, WELLAWAYA.	19	39	41	41	38	34	34	38	8	63	185	1524
D.S. SENANAYAKE K. VIDYALAYA, ETHILIWewa,	14	41	39	28	34	34	43	37	9	71	195	1626
VEHERAYAYA KANISHTA VIDYALAYA, ETHILIWewa.	16	37	40	35	30	42	33	36	10	76	208	1729
BUTTALA PIYANANDA KANISHTA VIDYALAYA, BUTTALA.	6	35	42	25	35	28	42	35	11	78	214	1822
MAHAARAGAMA K.V., ETHILIWewa.	16	37	38	33	33	36	35	35	11	78	214	1822
ETHADUTUWewa K.VIDYALAYA,, HANDAPANAGALA.	10	26	30	36	33	36	44	34	13	84	224	1912
THELULLA KANISHTA VIDYALAYA, ETHILIWewa.	5	32	38	28	32	36	36	34	13	84	224	1912
MAHAWELAMULLA MUSLIM KANISHTA VIDYALAYA, WELLAWAYA.	8	25	36	39	30	24	31	31	15	93	248	2155
GONAGANARA KANISHTA VIDYALAYA, BUTTALA.	13	34	30	23	37	26	32	30	16	95	253	2212
VIHARAMAHADEWI K. VIDYALAYA, BUTTALA.	16	33	28	21	27	29	29	28	17	98	257	2307
Total	215											

School Performance Indices – G.C.E. (O/L) Examination – 2021

(Schools with less than 20 candidates)

Province | UVA
District | MONARAGALA
Edu. Zone | BIBILE

School	No of Candidates*	Performance Indices of Subjects						School Performance Index	Rank of the School			
		Religion	First Language	English	Science	Mathematics	History		Edu. Zone	District	Province	Island
KEENAGODA KANISHTA VIDYALAYA, BAKINIGAHAWELA.	6	45	48	57	62	50	58	53	1	4	10	167
ELLEKONA K.V., NANNAPURAWA.	7	44	43	40	53	60	61	50	2	11	31	315
KOSSALPOLA KANISHTA VIDYALAYA, DOMBAGAHAWELA.	7	46	53	43	64	49	44	50	2	11	31	315
BAKINIGAHAWELA SINHALA VIDYALAYA, BAKINIGAHAWELA.	13	43	41	49	58	51	48	48	4	14	44	463
KENDA VINNA M.V., BIBILE.	15	45	42	52	49	53	46	48	4	14	44	463
HEPOLA KANISHTA VIDYALAYA, BIBILE.	11	45	45	47	47	45	51	47	6	20	61	547
NEELAWABEDDA KANISHTA VIDYALAYA, DOMBAGAHAWELA.	6	38	45	40	43	56	60	47	6	20	61	547
RATHMALGAHAELLA KANISHTA VIDYALAYA, INGINIYAGALA.	14	46	40	38	52	54	46	46	8	25	73	625
KARAMETIYA KANISHTA VIDYALAYA, BIBILE.	15	46	46	50	49	43	44	46	8	25	73	625
AL-IRSHAD MUSLIM MAHA VIDYALAYA, BIBILE.	17	48	41	43	48	38	54	45	10	31	91	741
THERALA KANISHTA VIDYALAYA, DAMBAGALLA.	2	35	40	40	40	45	50	42	11	45	133	1079
RATHTHANADENIYA KANISHTA V., BAKINIGAHAWELA.	7	44	44	34	40	49	43	42	11	45	133	1079
KANAWEGALLA KANISHTA VIDYALAYA, BIBILE.	6	42	40	40	40	43	38	41	13	53	147	1193
BIBILEWATTA TAMIL K. VIDYALAYA, BIBILE.	5	52	48	40	26	38	36	40	14	59	163	1310
KARAGAHAWELA K.V., BIBILE.	11	38	38	40	36	44	38	39	15	61	171	1415
NAGAHAMADA MAHA VIDYALAYA, DOMBAGAHAWELA.	8	41	44	40	34	33	40	39	15	61	171	1415
BADULLAGAMMANA KANISHTA VIDYALAYA, BIBILE.	12	38	40	33	36	37	42	38	17	63	185	1524
SIRI DHAMMAPALA MAHA VIDYALAYA, BIBILE.	4	38	48	30	38	40	33	38	17	63	185	1524
MAGANDANA OYA COLONY KANISHTA VIDYALAYA, DOMBAGAHAWELA.	5	36	44	34	20	50	38	37	19	71	195	1626
PUBBARA KANISHTA VIDYALAYA, MONERAGALA.	7	37	40	30	40	39	37	37	19	71	195	1626
THAMBANA KANISHTA VIDYALAYA, MONERAGALA.	6	30	37	35	47	40	33	37	19	71	195	1626
THAMPALAWELA KANISHTA VIDYALAYA, DAMBAGALLA.	5	32	28	50	36	38	38	37	19	71	195	1626
MONARAWANA KANISHTA VIDYALAYA, MEDAGAMA.	18	32	27	34	44	32	31	33	23	88	234	1992
SRI SADDARMALANKARA VIDYAYATHANA PIRIVENA, BIBILE.	12	28	26	31	29	37	32	31	24	93	248	2155

School Performance Indices – G.C.E. (O/L) Examination – 2021

(Schools with less than 20 candidates)

Province	UVA
District	MONARAGALA
Edu. Zone	BIBILE

School	No of Candidates*	Performance Indices of Subjects						School Performance Index	Rank of the School			
		Religion	First Language	English	Science	Mathematics	History		Edu. Zone	District	Province	Island
NAGALA SRI PIYARATANA KANISHTA VIDYALAYA, BIBILE.	18	29	34	26	27	32	28	29	25	97	255	2274
ETHUNDEMUWAWA KANITU VIDYALAYA, LUNUGALA.	3	30	23	33	30	23	27	28	26	98	257	2307
BADULUWELA KANISHTA VIDYALAYA, DAMBAGALLA.	15	28	36	29	26	28	23	28	26	98	257	2307
GALBOKKA KANISHTA VIDYALAYA, MONARAGALA.	12	29	23	28	26	28	28	27	28	101	261	2345
Total	267											

* School Candidates (1st attempt)

School Performance Indices – G.C.E. (O/L) Examination – 2021

(Schools with less than 20 candidates)

Province	UVA
District	MONARAGALA
Edu. Zone	THANAMALWILA

School	No of Candidates*	Performance Indices of Subjects						School Performance Index	Rank of the School			
		Religion	First Language	English	Science	Mathematics	History		Edu. Zone	District	Province	Island
RATHAMBALAGAMA K.V., HAMBEGAMUWA.	17	54	54	51	49	52	58	53	1	4	10	167
SAMAGIPURA THARUNA JANAPADA K.V., SEVANAGALA.	19	49	50	51	52	49	63	52	2	7	17	207
ALUTHWEWA K.V., THANAMALWILA.	13	50	54	57	42	51	52	51	3	9	24	261
DETAGAMUWA VIDYALAYA, KATARAGAMA.	14	61	56	44	46	44	56	51	3	9	24	261
AGUNAKOLAPELESSA MAHA VIDYALAYA, THANAMALVILA.	17	46	51	44	52	46	51	48	5	14	44	463
MUTHUMINIGAMA KANISHTA V., SEVANAGALA.	18	42	46	42	53	51	49	47	6	20	61	547
KEERTHIKUMARAPURA K.V., SEVANAGALA.	16	48	53	37	40	43	43	44	7	34	101	856
NALANDA K.V. BALANGODA	7	33	53	30	39	61	49	44	7	34	101	856
HAMBEGAMUWA JANAPADA K.V., HAMBEGAMUWA.	12	42	50	41	38	41	48	43	9	39	125	984
LAGINAGALA K.V. VIA BALANGODA.	15	45	43	39	39	41	45	42	10	45	133	1079
GOTHAMIGAMA KANISHTA VIDYALAYA, KATARAGAMA.	9	41	47	33	28	40	39	38	11	63	185	1524
KAHAKURULLAN PELESSA K.V., THANAMALWILA.	9	43	40	31	32	44	37	38	11	63	185	1524
HABURUGALA K. VIDYALAYA, SEVANAGALA.	9	27	38	30	39	34	34	34	13	84	224	1912
Total	175											

* School Candidates (1st attempt)

SABARAGAMUWA PROVINCE

School Performance Indices – G.C.E. (O/L) Examination – 2021

(Schools with less than 20 candidates)

Province | SABARAGAMUWA
District | RATNAPURA
Edu. Zone | RATNAPURA

School	No of Candidates*	Performance Indices of Subjects						School Performance Index	Rank of the School			
		Religion	First Language	English	Science	Mathematics	History		Edu. Zone	District	Province	Island
PERALANDA VIDYALAYA, MARAPANA.	1	80	70	60	80	70	70	72	1	1	1	1
PALEEGALA VIDYALAYA, EHELIYAGODA.	16	64	56	49	57	48	59	56	2	7	12	84
BATEWELA VIDYALAYA, RATHNAPURA.	11	53	47	48	60	58	59	54	3	11	19	134
THIRIWANAKETIYA VIDYALAYA, RATNAPURA.	5	48	52	56	50	52	52	52	4	15	28	207
DEIYAGALA VIDYALAYA, GETAHETTA.	3	53	50	43	57	47	47	50	5	21	42	315
RATTHURUGALA VIDYALAYA, GILEEMALE.	16	46	40	52	56	50	53	50	5	21	42	315
MUDUNKOTUWA EAST VIDYALAYA, PARAKADUWA.	12	49	47	41	50	48	48	47	7	37	70	547
PAHALAGAMA BAUDDHA VIDYALAYA, THEPPANAWA.	6	58	50	43	38	43	47	47	7	37	70	547
HEWAINNA KANDA VIDYALAYA, AVISSAWELLA.	13	45	47	35	52	52	42	46	9	41	81	625
UDUWAKA SIDDHARTHA MAHA VIDYALAYA, GETAHETTA.	18	50	45	43	44	52	41	46	9	41	81	625
ZAHIRA MAHA VIDYALAYA KURUWITA	13	44	55	50	38	43	44	46	9	41	81	625
ELLAWALA PARANAGAMA VIDYALAYA, ELLAWALA.	8	49	53	43	41	36	48	45	12	51	97	741
HINDURANGALA VIDYALAYA, KIRIELLA.	9	47	47	40	47	43	44	45	12	51	97	741
MAHARA SWARNAJAYANTHI VIDYALAYA, EHELIYAGODA.	5	48	52	44	36	42	46	45	12	51	97	741
THORANAKADA DHAMARAJA MODEL PRIMARY VIDYALAYA, AHELIYAGODA,	8	46	49	46	40	51	40	45	12	51	97	741
WALANDURA VIDYALAYA, KURUWITA.	14	58	38	37	39	49	40	44	16	60	113	856
MAPOTA VIDYALAYA, KALATUWAWA.	10	46	48	40	36	40	46	43	17	66	127	984
ELLAGAWA VIDYALAYA, ELLAGAWA.	12	45	38	43	43	43	40	42	18	76	146	1079
SUMANA SAMAN M.V., RATNAPURA.	15	44	43	37	45	39	43	42	18	76	146	1079
GONAKUMBURA M.V., LELLOPITIYA.	17	47	35	34	40	49	42	41	20	82	158	1193
VIDYADEEPA M.VIDYALAYA, PELMADULLA.	9	44	41	37	41	41	41	41	20	82	158	1193
KEERAGALA TAMIL VIDYALAYA, KURUWITA.	11	45	51	35	35	45	36	41	20	82	158	1193
KIRIPORUWA VID., EREPOLA.	10	38	39	36	40	44	42	40	23	95	183	1310
KOSGALA VIDYALAYA, RATNAPURA.	13	39	41	41	40	35	43	40	23	95	183	1310

School Performance Indices – G.C.E. (O/L) Examination – 2021

(Schools with less than 20 candidates)

Province | SABARAGAMUWA
District | RATNAPURA
Edu. Zone | RATNAPURA

School	No of Candidates*	Performance Indices of Subjects						School Performance Index	Rank of the School			
		Religion	First Language	English	Science	Mathematics	History		Edu. Zone	District	Province	Island
MITIPOLA VIDYALAYA, EHEDIYAGODA.	8	44	39	40	35	43	38	40	23	95	183	1310
MATUWAGALA TAMIL VIDYALAYA, KIRIELLA.	14	43	46	37	39	39	33	40	23	95	183	1310
PRANGNADEERA VIDYALAYA, KAHAWATTA.	8	44	35	40	41	43	35	40	23	95	183	1310
NEELAGAMA GOVT. TAMIL V., KAHAWATTA.	13	46	49	34	28	35	43	39	28	109	210	1415
RUPA ARUNA PIRIVENA, RAJAMAHA VIHARAYA, PELMADULLA.	4	53	40	28	35	33	38	38	29	114	222	1524
MORATOTA VIDYALAYA, OPANAYAKA.	7	44	36	29	39	44	31	37	30	122	236	1626
SRI ABHAYATISSA M.V., LELLOPITIYA.	12	42	33	36	33	36	41	37	30	122	236	1626
WATHUYAYA SRI SUMANA VIDYALAYA, KURUWITA.	7	46	41	26	33	36	39	37	30	122	236	1626
DIPPITIGALA MAHA VIDYALAYA, LELLOPITIYA.	10	37	40	38	34	33	32	36	33	129	251	1729
MARAPANA M.V., MARAPANA.	17	34	37	37	29	35	41	36	33	129	251	1729
DIYURUMPITIYA SAMAN VIDYALAYA, AVISSAWELLA.	14	32	35	35	43	32	33	35	35	139	262	1822
IDDAMALGODA SENIOR SCHOOL, GETAHETTA.	9	37	31	31	38	40	34	35	35	139	262	1822
KANDANGODA VIDYALAYA, KURUVITA.	14	39	35	36	34	35	29	35	35	139	262	1822
MUDUNKOTUWA WEST VIDYALAYA, KIRIELLA.	3	53	37	30	27	20	43	35	35	139	262	1822
DIKDENIYA VIDYALAYA, PARAKADUWA.	16	36	37	29	31	37	36	34	39	148	276	1912
HALPE UPANANDA VIDYALAYA, VIA RATNAPURA.	3	30	33	40	37	33	23	33	40	152	291	1992
SIRI ANANDA VIDYALAYA. PELMADULLA.	2	40	30	40	30	25	35	33	40	152	291	1992
NIRALGAMA V., RATNAPURA.	15	35	33	29	35	30	35	33	40	152	291	1992
WELIMALUWA VIDYALAYA, LELLOPITIYA.	5	38	26	32	28	38	34	33	40	152	291	1992
T.B.WERSEKARA VIDYALAYA, PELMADULLA.	6	32	32	30	35	35	25	32	44	160	306	2079
TUNANDAHENA VIDYALAYA, DODAMPE.	6	32	33	27	40	27	33	32	44	160	306	2079
ANDAGALA SUGATHA BUDDHI VIDYALAYA, EHEDIYAGODA.	2	30	30	30	30	35	30	31	46	164	314	2155
GATAHETTA TAMIL VIDYALAYA, RATNAPURA.	13	35	37	28	22	33	30	31	46	164	314	2155
MALANKANDA VIDYALAYA, HIDEELLANA.	7	26	24	26	36	41	31	31	46	164	314	2155

* School Candidates (1st attempt)

School Performance Indices – G.C.E. (O/L) Examination – 2021

(Schools with less than 20 candidates)

Province	SABARAGAMUWA
District	RATNAPURA
Edu. Zone	RATNAPURA

School	No of Candidates*	Performance Indices of Subjects						School Performance Index	Rank of the School			
		Religion	First Language	English	Science	Mathematics	History		Edu. Zone	District	Province	Island
EPITAWALA VIDYALAYA, KIRIELLA.	3	27	33	33	30	23	33	30	49	167	318	2212
ST. JOACHIM TAMIL VIDYALAYA, RATNAPURA.	17	32	32	25	29	31	29	30	49	167	318	2212
SADDHARMALANKARA PIRIVENA, RATNAPURA.	4	35	30	20	28	28	38	30	49	167	318	2212
BANAGODA VIDYALAYA, GALLELLA.	14	36	26	26	26	31	31	29	52	173	328	2274
PANAWENNA DHARMARAMA V., KAHAWATTA.	13	28	28	35	26	31	25	29	52	173	328	2274
DARMARAJA VIDYALAYA,, RATNAPURA.	10	30	28	33	31	26	23	29	52	173	328	2274
BOPITIYA VIDYALAYA, PELMADULLA.	9	29	24	26	23	42	26	28	55	177	334	2307
SRI RAHULA VIDYALAYA, EHEDIYAGODA.	8	29	35	31	29	21	25	28	55	177	334	2307
KOSPELAVINNA VIDYALAYA, RATNAPURA.	5	28	28	38	30	20	22	28	55	177	334	2307
LELLAGODA SRI SUMANATISSA VIDYALAYA, KURUWITA.	5	27	22	22	26	30	22	25	58	183	352	2414
EKNELIGODA VIDYALAYA, KURUWITA.	3	30	23	20	23	20	20	23	59	186	357	2451
Total	561											

* School Candidates (1st attempt)

School Performance Indices – G.C.E. (O/L) Examination – 2021

(Schools with less than 20 candidates)

Province | SABARAGAMUWA
 District | RATNAPURA
 Edu. Zone | BALANGODA

School	No of Candidates*	Performance Indices of Subjects						School Performance Index	Rank of the School			
		Religion	First Language	English	Science	Mathematics	History		Edu. Zone	District	Province	Island
PUWAKGAHAWELA VIDYALAYA, BELIHULOYA.	3	60	53	57	53	47	57	55	1	10	16	109
TANJANTENNA VIDYALAYA, BALANGODA.	17	48	52	45	51	55	46	50	2	21	42	315
HUNUWALLA TAMIL VIDYALAYA, OPANAYAKA.	4	53	60	45	45	45	43	49	3	27	53	380
KALTOTA SOUTH BANK V., BALANGODA.	8	59	48	50	45	46	44	49	3	27	53	380
POLLAMURA WEERASEKARA V., WELIGEPOLA.	8	53	46	48	53	44	49	49	3	27	53	380
GETAARALUWA VIDYALAYA, BALANGODA.	4	50	43	35	53	45	60	48	6	31	60	463
NELLIWALA VID., BALANGODA.	10	56	48	42	45	38	57	48	6	31	60	463
KALTOTA ROHANA MAHA VIDYALAYA, KALTOTA.	12	57	46	43	44	46	47	47	8	37	70	547
PANANA SRI WIMALAWANSA VIDYALAYA. BALANGODA.	10	43	41	36	46	58	51	46	9	41	81	625
GAWARANHENA VIDYALAYA, BALANGODA.	8	49	40	38	46	45	50	45	10	51	97	741
HATANGALA MAHA VIDYALAYA, BALANGODA.	9	50	36	44	46	43	49	45	10	51	97	741
ATAWAKWELA SRI RATHANAPALA VIDYALAYA, BALANGODA.	5	52	56	22	48	40	44	44	12	60	113	856
MADABEDDA KAWANTISSA M.V., KALTOTA.	5	60	46	36	40	34	46	44	12	60	113	856
URAWALA VIDYALAYA, BALANGODA.	8	48	45	40	39	43	50	44	12	60	113	856
HITUWALA DHARMASENA VIDYALAYA, BALANGODA.	17	41	45	41	45	44	44	43	15	66	127	984
MASSENA SIRI WAJIRAGNANA VIDYALAYA, BALANGODA.	11	55	46	35	42	39	42	43	15	66	127	984
MUTHTHETTUWEGAMA VIDYALAYA, BELIHULOYA.	7	40	43	46	44	40	43	43	15	66	127	984
RASSAGALA TAMIL V., BALANGODA.	6	38	60	42	30	47	40	43	15	66	127	984
AKARELLA VIDYALAYA, OPANAYAKA.	14	52	41	31	49	41	38	42	19	76	146	1079
PETTIGALA TAMIL VIDYALAYA, BALANGODA.	9	41	39	37	51	51	30	42	19	76	146	1079
GALHIRA VIDYALAYA, OPANAYAKA.	11	43	45	38	43	34	45	41	21	82	158	1193
GODAKUMBURA IMBULAMURA VIDYALAYA, BALANGODA.	4	50	50	30	35	35	43	41	21	82	158	1193
METIHAKWALA VIDYALAYA, OPANAYAKA.	15	40	37	37	46	39	45	41	21	82	158	1193
RANWALA MAHA VIDYALAYA, GODAKAWELA.	10	42	41	45	41	40	39	41	21	82	158	1193

School Performance Indices – G.C.E. (O/L) Examination – 2021

(Schools with less than 20 candidates)

Province | SABARAGAMUWA
 District | RATNAPURA
 Edu. Zone | BALANGODA

School	No of Candidates*	Performance Indices of Subjects						School Performance Index	Rank of the School			
		Religion	First Language	English	Science	Mathematics	History		Edu. Zone	District	Province	Island
WELANGE VIDYALAYA, BALANGODA.	12	44	38	36	43	49	34	41	21	82	158	1193
DIYAWINNA VIDYALAYA, BALANGODA.	13	45	42	35	42	38	37	40	26	95	183	1310
GURUBEWILA VIDYALAYA, BALANGODA.	18	49	44	32	38	40	39	40	26	95	183	1310
HATTELLA VIDYALAYA, OPANAYAKA.	8	41	38	34	45	39	40	40	26	95	183	1310
MAHAOMARA VIDYALAYA, GODAKAWELA.	10	49	43	39	36	38	37	40	26	95	183	1310
WIKILIYA GOVT. TAMIL VIDYALAYA, BALANGODA.	6	43	52	40	33	33	38	40	26	95	183	1310
DETENAGALA TAMIL VIDYALAYA, BALANGODA.	10	47	45	34	24	40	44	39	31	109	210	1415
ELLEPOLA MAHA VIDYALAYA, BALANGODA.	18	41	45	37	39	36	38	39	31	109	210	1415
HATARABAGE VIDYALAYA, BALANGODA.	11	44	44	37	36	42	31	39	31	109	210	1415
MUTTETTUPOLA VIDYALAYA, PALLEBEDDA.	5	46	50	30	36	36	36	39	31	109	210	1415
SAMANPURA SIDDHARTHA VIDYALAYA, BALANGODA.	2	40	40	25	35	35	50	38	35	114	222	1524
MADDEGAMA SIRI PIYARATHANA VIDYALAYA, BALANGODA.	6	48	47	27	28	35	45	38	35	114	222	1524
PALLEKANDA MAHA VIDYALAYA, OPANAYAKA.	13	42	38	38	34	38	37	38	35	114	222	1524
SAMANALAWATHTHA VIDYALAYA, BALANGODA.	9	37	37	32	39	42	40	38	35	114	222	1524
IMBULPE USBIM VIYAPARA VIDYALAYA, BALANGODA	7	39	39	40	33	37	31	37	39	122	236	1626
KOONGAHAMANKADA VIDYALAYA. BALANGODA.	14	44	38	36	36	35	34	37	39	122	236	1626
MEDDAKANDA TAMIL VIDYALAYA, BALANGODA.	16	37	44	32	39	39	33	37	39	122	236	1626
NARISSA VIDYALAYA, OPANAYAKA.	3	33	33	27	40	37	50	37	39	122	236	1626
BULATHGAMA VIDYALAYA, BALANGODA.	7	30	36	26	39	36	44	35	43	139	262	1822
IHALA GALAGAMA VIDYALAYA, BELIHULOYA.	1	40	40	30	40	30	30	35	43	139	262	1822
LANDUYAYA VIDYALAYA, BELIHULOYA.	1	40	30	30	40	30	30	33	45	152	291	1992
KAHATAPITIYA HAPUGAHAKUMBURA VIDYALAYA, BALANGODA.	6	38	33	30	35	25	33	32	46	160	306	2079
THORAWELKANDA VIDYALAYA, BALANGODA.	5	36	32	26	28	28	40	32	46	160	306	2079
WELANGEPALA VIDYALAYA, GODAKAWELA.	10	25	27	28	33	33	32	30	48	167	318	2212

School Performance Indices – G.C.E. (O/L) Examination – 2021

(Schools with less than 20 candidates)

Province	SABARAGAMUWA
District	RATNAPURA
Edu. Zone	BALANGODA

School	No of Candidates*	Performance Indices of Subjects						School Performance Index	Rank of the School			
		Religion	First Language	English	Science	Mathematics	History		Edu. Zone	District	Province	Island
HOPEWELL VIDYALAYA, BALANGODA.	16	32	31	30	29	27	26	29	49	173	328	2274
BATADURA VIDYALAYA, OPANAYAKA.	2	30	30	25	15	25	25	25	50	183	352	2414
KEERAPATHDENIYA VIDYALAYA, BALANGODA.	10	26	23	26	27	28	19	25	50	183	352	2414
HANDAGIRIYA VIDYALAYA, BALANGODA.	8	23	20	21	21	20	30	23	52	186	357	2451
MAHAWALATENNA VIDYALAYA, BALANGODA.	2	20	20	30	25	25	20	23	52	186	357	2451
HUNUWALA NORTH VIDYALAYA, OPANAYAKA.	1	10	20	30	20	30	20	22	54	189	360	2462
Total	465											

* School Candidates (1st attempt)

School Performance Indices – G.C.E. (O/L) Examination – 2021

(Schools with less than 20 candidates)

Province | SABARAGAMUWA
District | RATNAPURA
Edu. Zone | NIVITIGALA

School	No of Candidates*	Performance Indices of Subjects						School Performance Index	Rank of the School			
		Religion	First Language	English	Science	Mathematics	History		Edu. Zone	District	Province	Island
PANNILA VIDYALAYA, RAKWANA.	6	58	58	62	63	60	58	60	1	2	5	28
ERABADDA VIDYALAYA, DELA.	14	61	61	58	54	59	61	59	2	3	7	41
WATTEHENA VIDYALAYA, NIVITHIGALA.	14	62	63	50	62	59	51	58	3	5	9	47
AYAGAMA JANAPADA VIDYALAYA, AYAGAMA.	17	55	62	55	54	57	60	57	4	6	10	66
NAWALAKANDA VIDYALAYA, KALAWANA.	4	68	58	53	58	48	50	56	5	7	12	84
MADALAGAMA MAHA VIDYALAYA, KAHAWATTA.	14	57	49	50	54	53	52	53	6	13	22	167
KAHAWATTA MUSLIM VIDYALAYA, KAHAWATTA.	16	48	59	57	47	49	57	53	6	13	22	167
GODAKUMBURA MIYANAWITA MAHA VIDYALAYA, KAHAWATTA.	6	55	55	47	52	54	48	52	8	15	28	207
KETEPOLA VIDYALAYA, ELLAGAWA.	7	51	50	47	59	51	53	52	8	15	28	207
DIMIYAWA MAHA VIDYALAYA, RATNAPURA.	12	55	44	40	58	53	48	50	10	21	42	315
DUMBARA MANANA VIDYALAYA, RATNAPURA.	14	61	53	41	43	52	47	50	10	21	42	315
SINHALAGODA V., VIA RATNAPURA.	12	45	53	43	61	40	43	48	12	31	60	463
KIRIBATHGALA V., WATAPOTHA.	16	56	48	37	41	53	38	46	13	41	81	625
NIRIELLA PUGNGNANANDA VIDYALAYA, UDA-NIRIELLA.	7	44	49	50	46	44	44	46	13	41	81	625
DUMBARA MAHA VIDYALAYA, DUMBARA.	10	47	38	42	45	46	52	45	15	51	97	741
KIRANODAGAMA VIDYALAYA, RAKWANA.	3	40	47	43	47	50	43	45	15	51	97	741
YAINNA VIDYALAYA, KAHAWATTA.	5	42	48	40	52	46	44	45	15	51	97	741
DOLOSWALA KANDA VIDYALAYA, NIVITHIGALA.	10	50	47	36	44	43	44	44	18	60	113	856
KALAWANA TAMIL VIDYALAYA, KALAWANA	13	55	55	45	36	34	38	44	18	60	113	856
DELGODA JANAPADA VIDYALAYA, KALAWANA.	13	52	42	35	37	43	48	43	20	66	127	984
PANAPITIYA VIDYALAYA, KAHAWATTA.	11	45	35	33	45	39	59	43	20	66	127	984
WEWELKANDURA VIDYALAYA, KALAWANA.	12	43	49	44	39	41	43	43	20	66	127	984
WATHURAWA JANAPADA VIDYALAYA, KALAWANA.	8	45	46	39	40	39	40	42	23	76	146	1079
DOLOSWELA BHARATHY TAMIL V., NIVITIGALA.	19	36	43	56	26	41	45	41	24	82	158	1193

School Performance Indices – G.C.E. (O/L) Examination – 2021

(Schools with less than 20 candidates)

Province	SABARAGAMUWA
District	RATNAPURA
Edu. Zone	NIVITIGALA

School	No of Candidates*	Performance Indices of Subjects						School Performance Index	Rank of the School			
		Religion	First Language	English	Science	Mathematics	History		Edu. Zone	District	Province	Island
MADABADDARA TAMIL VIDYALAYA, KIRIELLA.	8	49	45	35	33	40	43	41	24	82	158	1193
YAKDEHIWATTA VIDYALAYA, NIVITHIGALA.	16	45	45	38	35	42	43	41	24	82	158	1193
KODIPPILIKANDA V., KALAWANA.	17	48	36	37	32	42	44	40	27	95	183	1310
NAHALWATURA VIDYALAYA, KAHAWATTA.	7	46	43	34	46	37	36	40	27	95	183	1310
MADALAGAMA JANAPADA VIDYALAYA, KAHAWATTA.	8	38	41	39	40	36	36	38	29	114	222	1524
GAMIKKANDA VID., AYAGAMA.	7	37	29	37	39	39	34	36	30	129	251	1729
KAJUGASWATTA M.V., KALAWANA.	17	49	39	28	25	31	42	36	30	129	251	1729
KALALELLA MAHA VIDYALAYA, ATAKALANPANNA.	18	34	31	28	47	44	33	36	30	129	251	1729
LOKADENIYA VIDYALAYA, UDAKARAWITA.	15	40	31	37	39	41	30	36	30	129	251	1729
PANAPOLA VIDYALAYA, KALAWANA.	7	41	40	24	40	36	36	36	30	129	251	1729
PIMBURA VIDYALAYA, RATHNAPURA.	14	41	40	32	31	36	33	36	30	129	251	1729
NIKAGODA SEELARATANA V., KALAWANA.	3	30	37	30	30	30	50	35	36	139	262	1822
ATAKALANPANNA VIDYALAYA, ATAKALANPANNA.	13	31	32	22	43	44	31	34	37	148	276	1912
DAMBULUWANA VIDYALAYA, DAMBULUWANA.	7	31	36	29	44	36	29	34	37	148	276	1912
REDEE ELLA VIDYALAYA, RATHNAPURA.	11	36	31	22	49	32	31	34	37	148	276	1912
NIRIELLA TAMIL VIDYALAYA, UDUKARAWITA.	9	30	39	30	32	36	30	33	40	152	291	1992
SRIVALLUVAR TAMIL VIDYALAYA RATHNAPURA.	9	31	33	33	38	28	19	30	41	167	318	2212
BRIGHTON TAMIL VIDYALAYA, RATHNAPURA.	5	32	44	30	20	26	26	30	41	167	318	2212
DELGODA VIDYALAYA, KALAWANA.	6	32	30	32	22	28	25	28	43	177	334	2307
PILANA VIDYALAYA, KAHAWATTA	1	30	30	20	30	20	30	27	44	182	344	2345
BUNGIRIYA VIDYALAYA, KAHAWATTA.	11	25	23	17	25	25	19	22	45	189	360	2462
Total	472											

* School Candidates (1st attempt)

School Performance Indices – G.C.E. (O/L) Examination – 2021

(Schools with less than 20 candidates)

Province | SABARAGAMUWA
District | RATNAPURA
Edu. Zone | EMBILIPITIYA

School	No of Candidates*	Performance Indices of Subjects						School Performance Index	Rank of the School			
		Religion	First Language	English	Science	Mathematics	History		Edu. Zone	District	Province	Island
PITAKANDA VIDYALAYA, BULUTHOTA.	9	54	62	52	69	61	56	59	1	3	7	41
NEDOLAKANDA VIDYALAYA, VIA RAKWANA.	19	57	56	54	58	55	54	56	2	7	12	84
KOPPAKANDA VIDYALAYA, OMALPE.	18	58	56	42	53	62	54	54	3	11	19	134
PANAHADUWA VIDYALAYA, KOLAMBAGE ARA.	3	60	50	37	53	50	63	52	4	15	28	207
DIYAPOTA VIDYALAYA, OMALPE .	9	49	42	52	52	53	58	51	5	19	37	261
MAKANDURA VID., ATAKALAMPANNA.	13	58	50	43	52	58	46	51	5	19	37	261
THERAPUTTA VIDYALAYA, EMBILIPITIYA.	17	59	50	43	46	48	51	50	7	21	42	315
MADUWANWELA JANAPADA M.V., KOLAMBAGEDARA.	12	44	48	40	59	58	45	49	8	27	53	380
KALUGALA SRI HEMAGIRI VIDYALAYA, WIJERIYA.	18	44	50	46	57	44	48	48	9	31	60	463
KARAGAHAYAYA VIDYALAYA, KOLONNA	4	55	48	40	50	53	43	48	9	31	60	463
TALAGAHAWATTA GAMINI V., BULUTOTA.	17	46	46	45	52	49	50	48	9	31	60	463
NIYANGAMA VIDYALAYA, GODAKAWELA.	13	48	42	48	47	48	50	47	12	37	70	547
ANDOLUWA VIDYALAYA, KOLAMBAGEARA.	4	45	48	43	48	53	38	46	13	41	81	625
HELAUDAKANDA VIDYALAYA, GODAKAWELA.	9	50	46	39	47	49	46	46	13	41	81	625
KANABENDI ARA VIDYALAYA, EMBILIPITIYA.	6	48	47	37	48	43	53	46	13	41	81	625
WERALUGAHAMULA VIDYALAYA, RAKWANA.	3	50	47	37	43	50	47	46	13	41	81	625
HAYES TAMIL VIDYALAYA, ULLINDUWAWA.	13	49	53	35	41	46	33	43	17	66	127	984
PANAWALA VIDYALAYA, ATAKALANPANNA.	16	43	43	37	42	51	42	43	17	66	127	984
KACHCHIGALA KANISHTA VIDYALAYA, THUNKAMA.	12	43	41	43	40	48	37	42	19	76	146	1079
NINDAGAMPELESSA V., EMBILIPITIYA.	13	45	40	42	39	39	43	41	20	82	158	1193
WERAHERA DHARMAVIJAYA VIDYALAYA, GODAKAWELA.	12	34	42	40	44	43	42	41	20	82	158	1193
ST.ANTHONY'S VIDYALAYA, RAKWANA.	15	39	38	45	42	40	33	40	22	95	183	1310
URUPERESSA VIDYALAYA, PADALANGALA.	13	42	36	33	48	41	42	40	22	95	183	1310
THIBOLKETIYA VIDYALAYA, KOLAMBAGEARA.	12	39	42	35	38	34	38	38	24	114	222	1524

School Performance Indices – G.C.E. (O/L) Examination – 2021

(Schools with less than 20 candidates)

Province	SABARAGAMUWA
District	RATNAPURA
Edu. Zone	EMBILIPITIYA

School	No of Candidates*	Performance Indices of Subjects						School Performance Index	Rank of the School			
		Religion	First Language	English	Science	Mathematics	History		Edu. Zone	District	Province	Island
ULLINDUWAWA VIDYALAYA, ULLINDUWAWA.	11	41	40	38	31	46	32	38	24	114	222	1524
KETAGALARA VIDYALAYA, EMBILIPITIYA.	16	41	40	34	32	36	31	36	26	129	251	1729
HALMILLA ARA VIDYALAYA KOLAMBAGEARA.	17	42	34	26	36	38	40	36	26	129	251	1729
KOTAKETENA VIDYALAYA, KAHAWATTA.	7	33	31	41	37	41	27	35	28	139	262	1822
SIRISANGABO VIDYALAYA, PADALANGALA.	11	38	32	27	44	33	35	35	28	139	262	1822
MIRISWELPOTHA VIDYALAYA, KOLAMBAGEARA.	13	35	32	37	34	27	33	33	30	152	291	1992
YAHALEWELA VIDYALAYA, GODAKAWELA.	6	37	30	37	28	35	33	33	30	152	291	1992
OPATHA NO 1 TAMIL VIDYALAYA, KAHAWATTA.	19	26	32	26	27	30	26	28	32	177	334	2307
MAHINDARAMA MAHA PIRIVENA, GODAKAWELA.	11	17	11	17	17	19	16	16	33	191	368	2510
Total	391											

* School Candidates (1st attempt)

School Performance Indices – G.C.E. (O/L) Examination – 2021

(Schools with less than 20 candidates)

Province	SABARAGAMUWA
District	KEGALLE
Edu. Zone	KEGALLE

School	No of Candidates*	Performance Indices of Subjects						School Performance Index	Rank of the School			
		Religion	First Language	English	Science	Mathematics	History		Edu. Zone	District	Province	Island
DIMBULGAMUWA KANISHTA VIDYALAYA, KEGALLE.	1	50	70	70	70	60	60	63	1	1	2	13
KADIGAMUWA BAMBARAGAMA KANISHTA VIDYALAYA, PITAGALDENIYA.	13	68	59	58	57	62	62	61	2	2	3	22
VIDYAWASA MAHA PIRIVENA, HETTIMULLA.	1	80	60	60	NULL	40	60	60	3	4	5	28
MENIKKADAWARA KANISHTA VIDYALAYA, TUNTOTA.	8	56	46	50	63	59	58	55	4	7	16	109
EREGAMA MAHA VIDYALAYA, WATHURA.	14	51	53	49	56	54	52	53	5	10	22	167
UNDUGODA TAMIL VIDYALAYA, KEGALLE.	8	53	61	53	45	56	48	53	5	10	22	167
KARANDUPONA TAMIL VIDYALAYA, MAWANELLA.	3	57	60	50	43	47	50	51	7	19	37	261
MAHENA KANISHTA VIDYALAYA, WARAKAPOLA.	18	54	48	51	54	44	54	51	7	19	37	261
ARUGGAMMANA M.V., ARUGGAMMANA.	15	52	55	50	44	49	45	49	9	27	53	380
ATHNAWALA MAHA VIDYALAYA, WARAKAPOLA.	12	50	49	49	43	50	48	48	10	30	60	463
UDA KARANDUPONA KANISHTA VIDYALAYA, KEGALLE.	2	45	55	35	45	60	45	48	10	30	60	463
WELHELLA KANISHTA VIDYALAYA, GALAPITAMADA.	5	44	58	48	48	40	50	48	10	30	60	463
EKIRIYAGALA V., KEGALLE.	11	51	53	41	43	45	50	47	13	34	70	547
MALMADUWA KANISHTA VIDYALAYA, MALMADUWA.	6	45	43	43	48	55	48	47	13	34	70	547
HEENWELLA KANISHTA VIDYALAYA, ATALE.	6	42	48	43	45	55	45	46	15	41	81	625
IHALAGAMA SRI SEELARATHANA KANISHTA VIDYALAYA, NELUNDENIYA.	9	57	46	46	42	41	41	46	15	41	81	625
NAWAGAMUWA KANISHTA V., DEWALEGAMA.	2	50	45	35	50	45	50	46	15	41	81	625
KANANGAMUWA RAJASINGHA MAHA VIDYALAYA, UNDUGODA.	15	53	45	43	41	45	45	45	18	47	97	741
TUMMUDUNA KANISHTA VIDYALAYA, KABAGAMUWA.	10	50	48	45	48	41	35	45	18	47	97	741
UDUWAKA KANISHTA VIDYALAYA, ALGAMA.	19	47	44	39	44	43	44	44	20	54	113	856
GANTHUNA KANDURATA MAHA VIDYALAYA, GANTHUNA.	11	46	47	44	41	36	42	43	21	62	127	984
NIYADURUPOLA MAHA VIDYALAYA, NIYADURUPOLA.	11	49	48	38	43	41	38	43	21	62	127	984
ATUGODA SRI SUMANGALA MAHA VIDYALAYA, DAMUNUPOLA.	15	44	36	39	37	43	51	42	23	71	146	1079
GOLINDA TAMIL KANISHTA VIDYALAYA, HETTIMULLA.	13	43	55	37	33	45	36	42	23	71	146	1079

School Performance Indices – G.C.E. (O/L) Examination – 2021

(Schools with less than 20 candidates)

Province | SABARAGAMUWA
District | KEGALLE
Edu. Zone | KEGALLE

School	No of Candidates*	Performance Indices of Subjects						School Performance Index	Rank of the School			
		Religion	First Language	English	Science	Mathematics	History		Edu. Zone	District	Province	Island
LENAGALA MAHA VIDYALAYA, VIA WARAKAPOLA.	7	40	39	41	40	47	44	42	23	71	146	1079
PASPOLA KANDA KANISHTA VIDYALAYA, ALAWWA.	9	42	40	42	44	51	32	42	23	71	146	1079
KANDEGAMA SRI PARAKRAMA VIDYALAYA, ALGAMA.	13	49	43	39	34	38	45	41	27	77	158	1193
KINIWITA K.V., MAHAPALLEGAMA.	17	41	37	41	48	39	37	41	27	77	158	1193
MANGEDARA KANISHTA VIDYALAYA, TULHIRIYA.	7	46	41	44	43	39	34	41	27	77	158	1193
KALUGALA K.V., BELIGALA. (S.P.).	6	42	38	38	42	50	32	40	30	89	183	1310
KANDEGEDARA K.V., DEWALEGAMA.	10	40	35	39	45	38	42	40	30	89	183	1310
MEEDENIYA SRI SANGABODHI M.V., HETTIMULLA.	7	43	37	33	47	37	43	40	30	89	183	1310
PALAPOLUWA KANISHTA VIDYALAYA, YATTOGODA.	9	47	38	30	38	44	44	40	30	89	183	1310
BERAGALA KANISHTA VIDYALAYA, KEGALLE.	12	46	36	36	38	43	37	39	34	102	210	1415
DUMMALADENIYA MUSLIM VIDYALAYA, WARAKAPOLA.	13	43	45	45	34	38	30	39	34	102	210	1415
ILIPANGAMUWA KANISHTA VIDYALAYA, THOLANGAMUWA.	5	46	42	30	36	36	44	39	34	102	210	1415
MALWANA GOVT. SCHOOL, POTUKOLADENIYA.	1	40	40	30	40	40	40	38	37	109	222	1524
MALWANA JAYANTHI VIDYALAYA, POTUKOLADENIYA.	2	40	40	35	40	30	40	38	37	109	222	1524
WERAGALA MAHA VIDYALAYA, VIA WARAKAPOLA.	11	38	38	38	38	38	38	38	37	109	222	1524
BATUWATTA KANISHTA VIDYALAYA, HELAMADA.	7	37	37	36	30	40	43	37	40	115	236	1626
SIYAMBALAPITIYA YATALATISSA KANISHTA V., YATTOGODA.	11	38	40	43	32	40	31	37	40	115	236	1626
BOSELLA MAHA VIDYALAYA, KEGALLE.	7	33	37	30	33	36	33	34	42	129	276	1912
HATHNAGODA KANISHTA V., BELIGALA. (S.P.)	8	36	31	24	36	34	38	33	43	140	291	1992
SRI SOMANANDA VNI PIRIVENA, ALAWATHURA.	3	30	27	27	33	40	27	31	44	151	314	2155
GODAWELA MUSLIM VIDYALAYA, DANOWITA.	4	30	33	35	25	33	25	30	45	152	318	2212
HOLOMBUWA KANISHTA VIDYALAYA, TUNTOTA.	8	30	33	25	28	24	25	28	46	158	334	2307
VIDYASAGARA PIRIVENA, KOTIYAKUMBURA	1	30	30	30	30	30	20	28	46	158	334	2307
TAMBUGALA MAHA VIDYALAYA, DANOWITA.	6	30	32	18	25	28	30	27	48	163	344	2345

School Performance Indices – G.C.E. (O/L) Examination – 2021

(Schools with less than 20 candidates)

Province	SABARAGAMUWA
District	KEGALLE
Edu. Zone	KEGALLE

School	No of Candidates*	Performance Indices of Subjects						School Performance Index	Rank of the School			
		Religion	First Language	English	Science	Mathematics	History		Edu. Zone	District	Province	Island
KAHAMBILYAWALA MAHA VIDYALAYA, ALAWWA.	13	27	28	22	25	24	27	26	49	166	348	2386
SRI DHAMMAJOTHI K. VIDYALAYA, HELAMADA.	6	27	28	23	25	25	27	26	49	166	348	2386
SADHARTHODAYA UNI. PIRIVENA, DEWALEGAMA.	3	47	23	23	13	20	27	26	49	166	348	2386
SIRI NANDANA VIDYAYATHANA PIRIVENA UNDUGODA	7	20	23	17	27	21	24	22	52	172	360	2462
MAHINDODHAYA SENIOR PIRIVENA, KEGALLE.	6	20	18	22	23	25	20	21	53	176	366	2479
AMBANPITIYA SPECIAL MAHA VIDYALAYA, KEGALLE	1	20	20	10	20	20	30	20	54	177	367	2486
Total	448											

* School Candidates (1st attempt)

School Performance Indices – G.C.E. (O/L) Examination – 2021

(Schools with less than 20 candidates)

Province | SABARAGAMUWA
 District | KEGALLE
 Edu. Zone | MAWANELLA

School	No of Candidates*	Performance Indices of Subjects						School Performance Index	Rank of the School			
		Religion	First Language	English	Science	Mathematics	History		Edu. Zone	District	Province	Island
KEMPITIKANDA KANISHTA VIDYALAYA, PATHTHAMPITIYA.	7	57	57	50	54	57	66	57	1	5	10	66
MAKEHELWALA KANISHTA VIDYALAYA, MAKEHELWALA.	13	63	53	44	53	54	60	55	2	7	16	109
MALIYADDA KANISHTA VIDYALAYA, MAKEHELWALA.	1	60	60	30	60	50	60	53	3	10	22	167
KANDAMULLA KANISHTA V., DEEWELA PALLEGAMA.	3	57	53	40	43	63	57	52	4	14	28	207
TALGAMUWA ILANGASURIYA MAHA VIDYALAYA, DEWANAGALA.	17	53	42	52	58	61	48	52	4	14	28	207
UDAMAKADAWARA KANISHTA VIDYALAYA, HINGULA.	7	49	47	54	56	57	49	52	4	14	28	207
HABBUNKADUWA KANISHTA VIDYALAYA, MAWANELLA.	12	59	48	45	52	55	49	51	7	19	37	261
AMBUWANGALA KANISHTA VIDYALAYA, IMBULGASDENIYA.	11	53	54	51	48	45	46	50	8	22	42	315
KAHAWANDALA KANISHTA VIDYALAYA, UDAMULLA.	18	51	48	47	46	55	51	50	8	22	42	315
RANDIWALA MAHA VIDYALAYA, MAWANELLA.	14	44	42	41	65	51	59	50	8	22	42	315
THISMALPOLA KANISHTA VIDYALAYA, RAMBUKKANA.	3	63	40	50	50	50	43	49	11	27	53	380
BAKULWALA KANISHTA VIDYALAYA, ARANAYAKA.	6	50	47	45	38	50	50	47	12	34	70	547
UDUHURUWA MUSLIM VIDYALAYA, PATTAMPITIYA.	10	49	47	52	44	41	47	47	12	34	70	547
RAHALA EAST KANISHTA VIDYALAYA, HEMMATAGAMA.	8	53	41	43	46	51	38	45	14	47	97	741
WADUWAWALA KANISHTA VIDYALAYA, HEMMATAGAMA.	1	40	50	30	60	40	50	45	14	47	97	741
ARANAYAKA D.S. SENANAYAKA VIDYALAYA, ARANAYAKA.	4	45	48	45	40	40	45	44	16	54	113	856
DOMBEMADA KANISHTA V., RAMBUKKANA.	9	46	41	38	38	47	51	44	16	54	113	856
DUNUKEWALA MAHA VIDYALAYA, HIRIWADUNNA.	18	46	43	43	47	44	42	44	16	54	113	856
SRI MAHABODHI PIRIVENA, HINGULA.	2	50	45	35	45	50	40	44	16	54	113	856
DUMBULUWAWA M.V., HEMMATHAGAMA.	4	50	43	48	30	38	45	42	20	71	146	1079
AL-JALAL MUSLIM K.VIDYALAYA, ARANAYAKA.	5	46	44	44	28	40	46	41	21	77	158	1193
PITIYEGAMA MAHA VIDYALAYA, KEGALLE.	15	41	49	37	37	46	37	41	21	77	158	1193
POLAMBEGODA KANISHTA VIDYALAYA, USSAPITIYA.	15	50	43	43	35	35	38	41	21	77	158	1193
RAHALA BATAHIRA V., ARANAYAKA.	15	47	37	35	41	45	41	41	21	77	158	1193

School Performance Indices – G.C.E. (O/L) Examination – 2021

(Schools with less than 20 candidates)

Province | SABARAGAMUWA
District | KEGALLE
Edu. Zone | MAWANELLA

School	No of Candidates*	Performance Indices of Subjects						School Performance Index	Rank of the School			
		Religion	First Language	English	Science	Mathematics	History		Edu. Zone	District	Province	Island
WALALGODA MAHA VIDYALAYA, RAMBUKKANA.	15	41	43	32	44	47	40	41	21	77	158	1193
ALUTHNUWARA KANISHTA VIDYALAYA, MAWANELLA.	11	37	37	38	42	38	45	40	26	89	183	1310
DAMPELGODA KANISHTA VIDYALAYA, BOSSELLA.	1	50	40	20	40	40	50	40	26	89	183	1310
HENEPOLA OLCOT BUDDHIST KANISHTA VIDYALAYA, PATHTHAMPITIYA.	11	35	40	34	43	45	44	40	26	89	183	1310
HALPITIYAYA PRIMARY VID., HIRIWADUNNA.	9	40	39	40	38	37	42	39	29	102	210	1415
ATTANAGODA PANAGAMUWA K.V., MAWANELLA.	5	34	32	32	54	32	36	37	30	115	236	1626
DASWATTA MAHA VIDYALAYA, MAWANELLA.	11	48	38	31	39	32	35	37	30	115	236	1626
WELIGAMUWA KANISHTA V., KOTAWELLA.	15	41	36	29	39	36	41	37	30	115	236	1626
ALPITIYA KANISHTA VIDYALAYA, DEVANAGALA.	9	30	38	34	39	40	32	36	33	123	251	1729
UDAGALADENIYA WALAGAMBA M.V., RAMBUKKANA.	9	37	39	26	34	39	36	35	34	124	262	1822
SUDHARMALANKARA PIRIVENA, USSAPITIYA.	10	31	29	34	38	35	42	35	34	124	262	1822
KEERTHI SRI RAJASINGHE PIRIVENA, RAMBUKKANA.	9	36	31	33	38	34	36	35	34	124	262	1822
GURUBEVILA KANISHTA VIDYALAYA, GALATARA.	11	33	35	29	32	36	39	34	37	129	276	1912
PUWAKMOTE M.V., RAMBUKKANA.	4	35	38	30	25	35	40	34	37	129	276	1912
AMBALAKANDA MAHA VIDYALAYA, ARANAYAKA.	11	35	30	31	25	35	39	33	39	140	291	1992
GABBALA SIRISANGABO MAHA VIDYALAYA, KOTAWELLA.	14	35	30	29	36	40	24	32	40	147	306	2079
KEHELPANNALA KANISHTA VIDYALAYA, KEHELPANNALA.	11	29	28	36	28	42	31	32	40	147	306	2079
DEBATHGAMA KANISHTA VIDYALAYA, KEGALLE.	9	33	36	28	27	27	31	30	42	152	318	2212
UDANWITA MAHA VIDYALAYA, HEWADIWALA.	10	29	23	25	25	41	27	28	43	158	334	2307
KIVULPANA MAHA VIDYALAYA, MOLAGODA.	11	22	26	24	30	31	26	27	44	163	344	2345
SIRI SAMAGGODAYA PIRIVENA, HEMMATAGAMA.	13	31	25	24	25	25	26	26	45	166	348	2386
MAWA/HEENATIPANA KANISHTA VIDYALAYA, MAWANELLA.	2	25	15	25	30	20	30	24	46	171	356	2435
Total	429											

School Performance Indices – G.C.E. (O/L) Examination – 2021

(Schools with less than 20 candidates)

Province | SABARAGAMUWA
District | KEGALLE
Edu. Zone | DEHIOWITA

School	No of Candidates*	Performance Indices of Subjects						School Performance Index	Rank of the School			
		Religion	First Language	English	Science	Mathematics	History		Edu. Zone	District	Province	Island
DEHI/MEEGASTENNA MAHA VIDYALAYA, YATIYANTOTA.	16	63	53	53	68	68	59	61	1	2	3	22
NARANGALA KANISHTA VIDYALAYA, BULATHKOHUPITIYA.	6	55	57	55	55	57	55	56	2	6	12	84
KITALANGAMUWA KANISHTA VIDYALAYA, DUNUMALA.	10	62	53	48	60	49	54	54	3	9	19	134
NEW POLATAGAMA TAMIL VIDYALAYA YATIYANTOTA.	14	54	53	55	53	54	49	53	4	10	22	167
BORALANKADA MAHA VIDYALAYA, DEHIOWITA.	9	62	47	47	48	54	53	52	5	14	28	207
MIYANAVITA KANISHTA V., DERANIYAGALA.	8	60	45	50	53	50	55	52	5	14	28	207
DOMBEPOLA KANISHTA V., MALALPOLA.	6	52	50	40	53	53	50	50	7	22	42	315
NEWSMEER UPPER SCHOOL, UNDUGODA.	14	54	47	47	55	46	49	50	7	22	42	315
KOTALUGODAKANDA K.VIDYALAYA, LEWANGAMA.	14	50	58	43	59	39	47	49	9	27	53	380
MAHABAGE KANISHTA VIDYALAYA, KITHULGALA.	9	61	49	41	44	43	50	48	10	30	60	463
GALPATHA SRI INDRARATHANA KANISHTA VIDYALAYA, RUWANWELLA.	18	54	51	34	44	35	61	47	11	34	70	547
MALALPOLA MAHA VIDYALAYA, MALALPOLA.	12	58	53	38	43	43	47	47	11	34	70	547
NAPAWALA DUDLEY SENANAYAKE MAHA VIDYALAYA, NAPAWALA.	13	46	48	44	55	47	42	47	11	34	70	547
IMBULPITIYA KANISHTA VIDYALAYA, GODAGAMPOLA.	13	53	52	33	48	46	46	46	14	41	81	625
POONUGALA TAMIL VIDYALAYA, YATIYANTOTA.	19	44	55	39	29	47	59	46	14	41	81	625
WEGALLE KANISHTA VIDYALAYA, BULATHKOHUPITIYA.	17	45	44	42	54	44	45	46	14	41	81	625
MORAWATTA KANISHTA V., RUWANWELLA.	7	44	47	37	46	47	47	45	17	47	97	741
PALLEKANUGALA K.V. AMITIRIGALA.	10	45	43	32	43	50	54	45	17	47	97	741
PANNILA WEERASINGHE VIDYALAYA, GODAGAMPOLA.	4	48	50	38	43	43	45	45	17	47	97	741
GONAGAMUWA VIDYALAYA, KITULGALA.	4	53	45	38	35	45	45	44	20	54	113	856
SARASWADHI VIDYALAYA MIYANAWITA	13	54	51	37	38	39	44	44	20	54	113	856
DEHI/RUWANWELLA ZAHIRA MUSLIM VIDYALAYA, RUWANWELLA.	14	42	45	46	41	41	51	44	20	54	113	856
BERANNAWA ABAYARAJA M.V., BERANNAWA.	18	49	46	35	46	44	36	43	23	62	127	984
GARAGODA SINHALA V., YATIYANTOTA.	9	46	36	42	53	42	38	43	23	62	127	984

School Performance Indices – G.C.E. (O/L) Examination – 2021

(Schools with less than 20 candidates)

Province | SABARAGAMUWA
District | KEGALLE
Edu. Zone | DEHIOWITA

School	No of Candidates*	Performance Indices of Subjects						School Performance Index	Rank of the School			
		Religion	First Language	English	Science	Mathematics	History		Edu. Zone	District	Province	Island
KARAWANELLA SRI WICKRAMA KANISHTA VIDYALAYA, RUWANWELLA.	19	41	47	42	43	42	41	43	23	62	127	984
MAGALA KANISHTA VIDYALAYA, MALIBODA.	6	43	43	42	38	45	48	43	23	62	127	984
MURUTTETTUWA KANISHTA VIDYALAYA, DEHIOWITA.	14	49	46	37	46	41	40	43	23	62	127	984
PALLEBAGE VIDYALAYA, KITULGALA.	5	52	46	30	44	44	40	43	23	62	127	984
IDDAMALLENA M.V., GODAGAMPOLA.	18	47	42	36	46	42	47	43	23	62	127	984
YATIDERIYA TAMIL VIDYALAYA. UNDUGODA	7	49	41	40	31	39	53	42	30	71	146	1079
DEHI/MUDUGAMUWA KANISHTA VIDYALAYA, RUWANWELLA.	7	40	44	43	43	40	36	41	31	77	158	1193
UDABAGE TAMIL VIDYALAYA, BORALANKADA,	19	42	48	34	29	37	54	41	31	77	158	1193
UDAPOLA VIDYALAYA, DERANIYAGALA.	18	44	39	47	38	38	40	41	31	77	158	1193
UDUWA SRI SADDANANDA M.V., DEDUGALA.	15	42	37	43	40	42	41	41	31	77	158	1193
DEDUGALA MAHA VIDYALAYA, DEDUGALA.	10	36	35	42	46	43	36	40	35	89	183	1310
GONAGALA NORTH KANISHTA VIDYALAYA, GONAGALA.	12	39	46	39	38	37	42	40	35	89	183	1310
KADIGAMUWA KANISHTA VIDYALAYA, GALAPITAMADA.	10	42	45	35	42	39	35	40	35	89	183	1310
NAKKAWITA KANISHTA VIDYALAYA, DERANIYAGALA.	3	37	37	43	40	37	43	40	35	89	183	1310
POLPITIYA KANISHTA VIDYALAYA, YATIYANTOTA.	11	38	32	35	49	48	38	40	35	89	183	1310
URUMEEWALA VIDYALAYA, BULATHKOHUPITIYA.	11	45	40	38	38	42	36	40	35	89	183	1310
KNEVESMIRE LOWER SCHOOL, BULATHKOHUPITIYA.	8	48	39	36	36	34	39	39	41	102	210	1415
MAHAKANDA KANISHTA VIDYALAYA, WAHARAKA.	3	40	40	37	43	43	33	39	41	102	210	1415
RANGALLA M.V., UNDUGODA.	18	37	41	34	40	43	38	39	41	102	210	1415
DEMEDA KANISHTA VIDYALAYA, DERANIYAGALA.	12	36	42	38	37	38	37	38	44	109	222	1524
MORALIYA KANISHTA VIDYALAYA, WAHAKULA.	6	38	47	30	43	33	37	38	44	109	222	1524
YATIWALA KANISHTA VIDYALAYA, DERANIYAGALA.	2	35	45	40	40	30	35	38	44	109	222	1524
KANDALOYA TAMIL VIDYALAYA, NAWALAPITIYA.	13	35	54	21	19	49	43	37	47	115	236	1626
KIRIKOHUTENNA KANISHTA VIDYALAYA, KITULGALA.	4	40	35	35	30	43	40	37	47	115	236	1626

School Performance Indices – G.C.E. (O/L) Examination – 2021

(Schools with less than 20 candidates)

Province | SABARAGAMUWA
District | KEGALLE
Edu. Zone | DEHIOWITA

School	No of Candidates*	Performance Indices of Subjects						School Performance Index	Rank of the School			
		Religion	First Language	English	Science	Mathematics	History		Edu. Zone	District	Province	Island
PELEMPITIYA KANISHTA VIDYALAYA, BERANNAWA.	4	43	33	45	33	33	35	37	47	115	236	1626
BATUWITA MAHA VIDYALAYA, RUWANWELLA.	18	43	38	26	36	37	27	35	50	124	262	1822
SRI DEVANANDA KANISHTA VIDYALAYA, MALIBODA.	9	41	37	30	34	33	33	35	50	124	262	1822
AMBAMALLA VIDYALAYA, BULATHKOHUPITIYA.	5	36	32	34	34	30	38	34	52	129	276	1912
ANHETTIGAMA MAHA VIDYALAYA, ANHETTIGAMA.	18	37	39	32	34	35	28	34	52	129	276	1912
DAIGALA KANISHTA V., AVISSAWELLA.	4	28	28	33	48	38	28	34	52	129	276	1912
DELOLUWA VIDYALAYA, DELOLUWA.	18	37	36	37	32	28	31	34	52	129	276	1912
NOORI TAMIL VIDYALAYA NOORI.	13	44	43	32	21	30	32	34	52	129	276	1912
SEEPOTH SENANAYAKA KANISHTA V., YATIYANTOTA.	10	42	33	28	33	34	32	34	52	129	276	1912
VEE OYA KANISHTA VIDYALAYA, YATIYANTOTA.	13	34	30	36	37	35	34	34	52	129	276	1912
YOGAMA MODEL KANISHTA VIDYALAYA, DEHIOWITA.	4	30	35	33	30	40	38	34	52	129	276	1912
AMANAWALA GAMINI KANISHTA V., BERANNAWA.	3	37	33	30	33	33	30	33	60	140	291	1992
DIGALA TAMIL VIDYALAYA, DEHIOWITA.	15	36	38	35	26	28	37	33	60	140	291	1992
K.B. RAJAPAKSHA KANISHTA V., VIA WARAKAPOLA.	2	30	35	35	35	30	30	33	60	140	291	1992
HUMBASWALANA KANISHTA VIDYALAYA, RUWANWELLA.	7	34	34	36	33	26	36	33	60	140	291	1992
NAGASTENNA GOVERNMENT TAMIL V., NAWALAPITIYA.	8	36	45	25	18	36	39	33	60	140	291	1992
AMBALAMPITIYA MAHA VIDYALAYA, GODAGAMPOLA.	2	35	40	30	35	25	25	32	65	147	306	2079
GANEPALLA KANISHTA VIDYALAYA, TELIGAMA.	12	37	29	32	31	29	33	32	65	147	306	2079
HALOLUWA VIDYALAYA, KANNATHTHOTA.	16	24	24	27	38	40	26	30	67	152	318	2212
HINGURANA KANISHTA VIDYALAYA, MALIBODA.	12	28	33	28	30	28	31	30	67	152	318	2212
BASNAGODA KANISHTA VIDYALAYA, WAHARAKA.	8	29	29	28	28	25	33	29	69	156	328	2274
MAGAMMANA KANISHTA VIDYALAYA, DEHIOWITA.	17	29	33	25	33	27	28	29	69	156	328	2274
IHALA TALDUWA KANISHTA VIDYALAYA, AVISSAWELLA.	11	25	25	38	30	31	21	28	71	158	334	2307
POLGASWATTA M.V., NOORIYA.	19	37	32	22	28	23	28	28	71	158	334	2307

School Performance Indices – G.C.E. (O/L) Examination – 2021

(Schools with less than 20 candidates)

Province	SABARAGAMUWA
District	KEGALLE
Edu. Zone	DEHIOWITA

School	No of Candidates*	Performance Indices of Subjects						School Performance Index	Rank of the School			
		Religion	First Language	English	Science	Mathematics	History		Edu. Zone	District	Province	Island
HAKBELLAWAKA KANISHTA VIDYALAYA, HAKBELLAWAKA.	9	23	23	23	37	30	28	27	73	163	344	2345
NIWUNHELLA KANISHTA VIDYALAYA, IMBULANA.	8	24	26	20	23	28	26	25	74	170	352	2414
GANGASIRIKUMARA VIDYALAYA, WALALPOLA.	3	17	23	17	23	23	27	22	75	172	360	2462
DIGALA KANISHTA V., DEHIOWITA.	8	24	23	21	20	24	18	22	75	172	360	2462
SRI SADANANDARAMA MAHA PIRIVENA, RUWANWELLA.	1	20	30	20	20	30	10	22	75	172	360	2462
KEKALAPANA KANISHTA VIDYALAYA, DEDUGALA.	2	10	10	10	15	15	15	13	78	178	369	2515
Total	807											

* School Candidates (1st attempt)